



US00D525764S

(12) **United States Design Patent**  
**Dureus et al.**

(10) **Patent No.:** **US D525,764 S**

(45) **Date of Patent:** **\*\* Aug. 1, 2006**

(54) **TIE**

(76) Inventors: **Feler J. Dureus**, 34 Butler Pl., Apt. 14,  
Brooklyn, NY (US) 11238; **Rachele**  
**Jacques-Dureus**, 34 Bulter Pl., Apt. 14,  
Brooklyn, NY (US) 11238

(\*\*) **Term:** **14 Years**

(21) **Appl. No.:** **29/232,883**

(22) **Filed:** **Jun. 23, 2005**

(51) **LOC (8) Cl.** ..... **02-05**

(52) **U.S. Cl.** ..... **D2/605**

(58) **Field of Classification Search** ..... D2/600,  
D2/605; 2/144, 145, 146, 147, 148, 149,  
2/150, 153, 155

See application file for complete search history.

(56) **References Cited**

U.S. PATENT DOCUMENTS

D17,001 S	*	11/1886	Tappan	.....	D2/605
927,979 A	*	7/1909	Keys	.....	2/145
964,496 A	*	7/1910	Davies	.....	2/145
1,098,908 A	*	6/1914	Keys	.....	2/155
1,291,090 A	*	1/1919	Nuzum	.....	2/145
2,481,367 A	*	9/1949	Thompson	.....	2/145
2,699,552 A	*	1/1955	Hock	.....	2/145
3,154,791 A	*	11/1964	Serrano	.....	2/148
3,264,654 A	*	8/1966	Woronowicz et al.	.....	2/146

3,487,471 A	*	1/1970	Hagen	.....	2/145
3,506,978 A	*	4/1970	Santona	.....	2/150
4,564,958 A	*	1/1986	Woodward	.....	2/150
D350,844 S	*	9/1994	Calcagno	.....	D2/605

\* cited by examiner

*Primary Examiner*—Paula A. Greene

(74) *Attorney, Agent, or Firm*—Kenyon & Kenyon LLP

(57) **CLAIM**

The ornamental design for a tie, as shown and described.

**DESCRIPTION**

FIG. 1 is a front view of an embodiment of a tie showing our new design;

FIG. 2 is a back view thereof;

FIG. 3 is an enlarged view of a portion of the back view;

FIG. 4 is an enlarged view of a portion of the back view;

FIG. 5 is a right side view thereof, the left side view being a mirror image thereof;

FIG. 6 is a front view of another embodiment of a tie showing my new design;

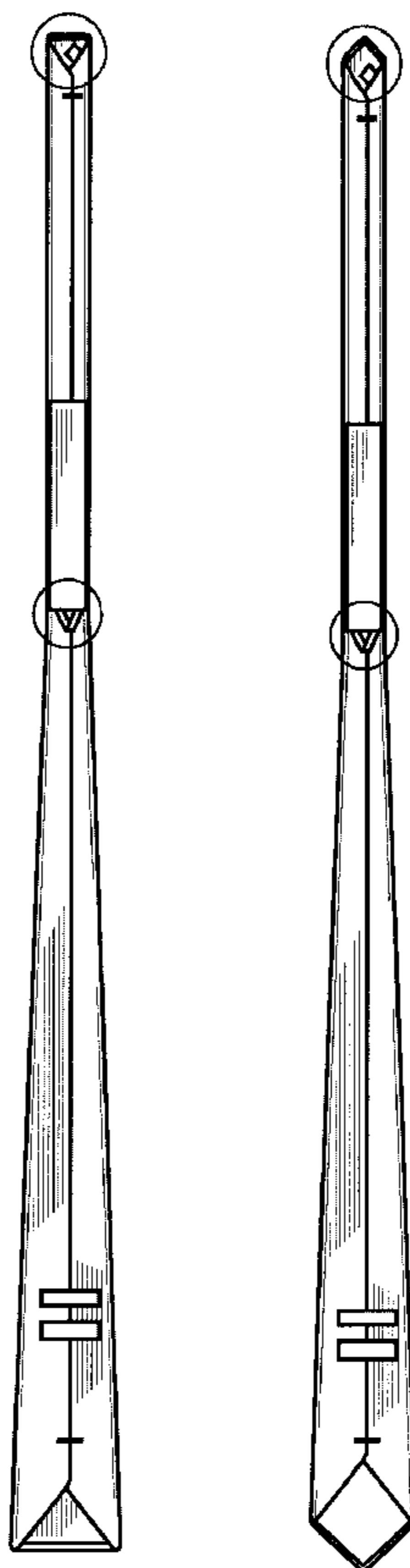
FIG. 7 is a back view thereof;

FIG. 8 is an enlarged view of a portion of the back view;

FIG. 9 is an enlarged view of a portion of the back view; and,

FIG. 10 is a right side view thereof, the left side view being a mirror image thereof.

**1 Claim, 2 Drawing Sheets**



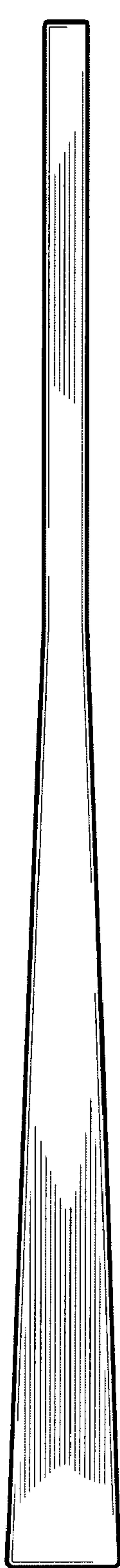


FIG. 1

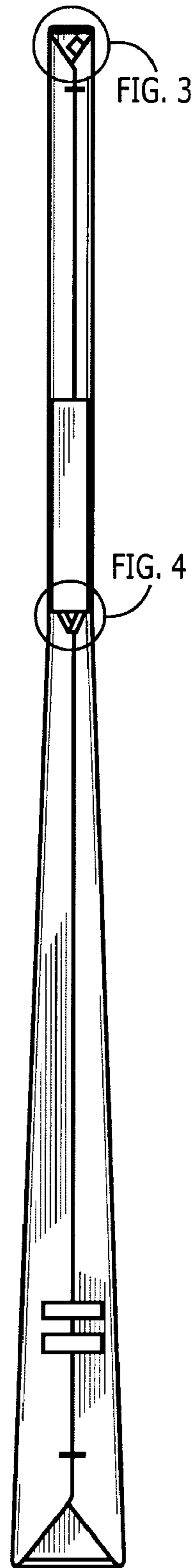


FIG. 2

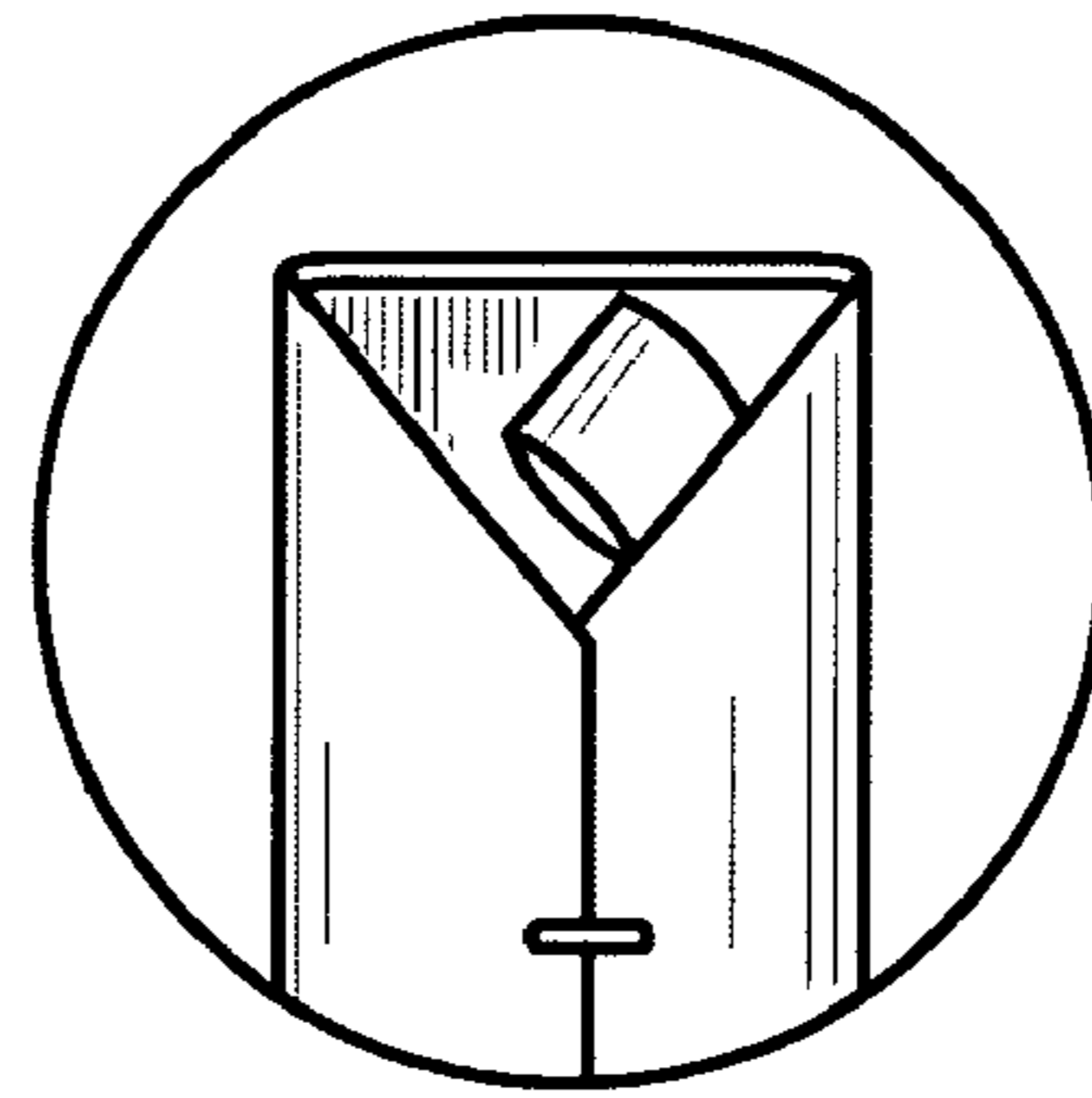


FIG. 3

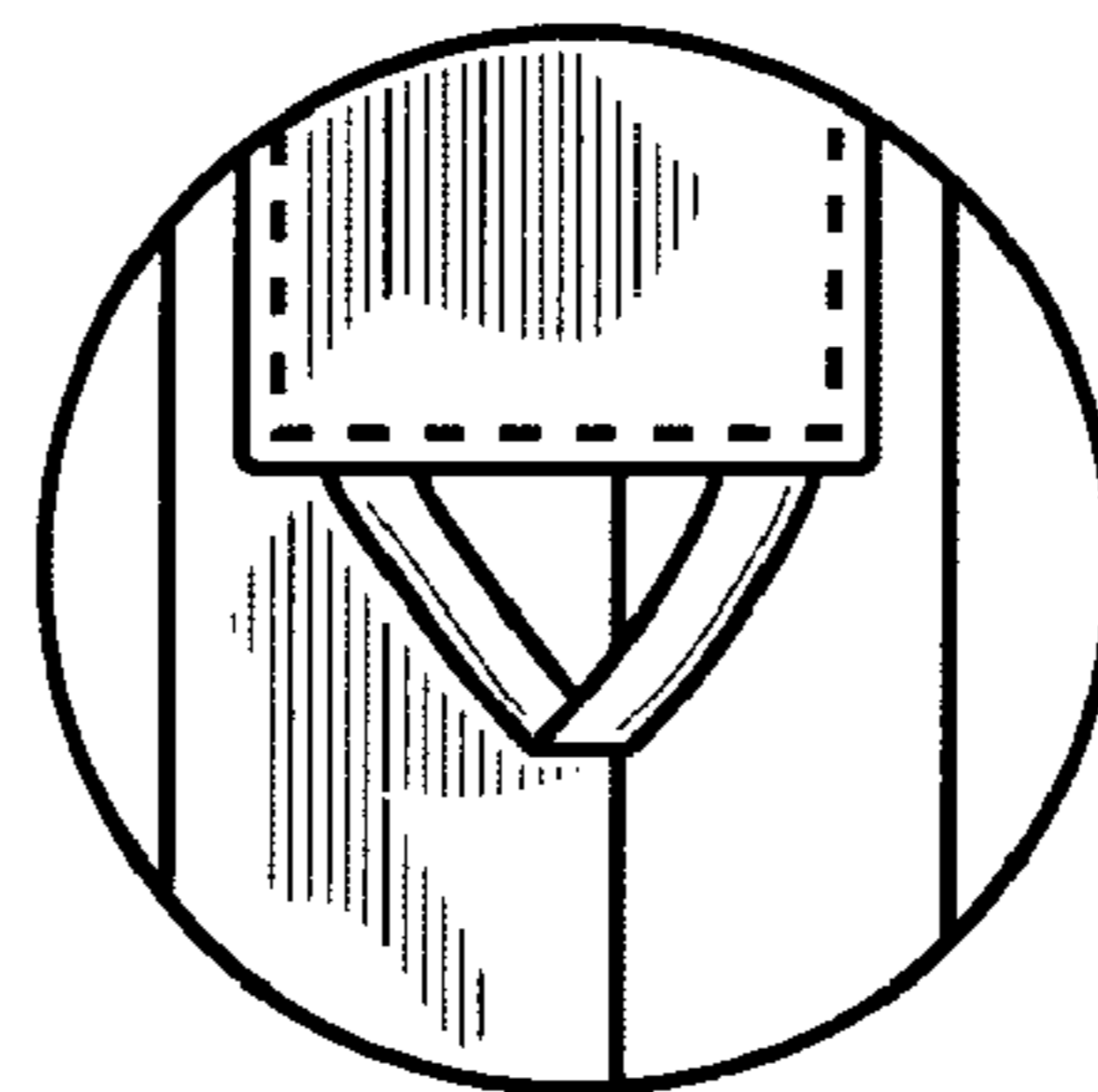


FIG. 4



FIG. 5

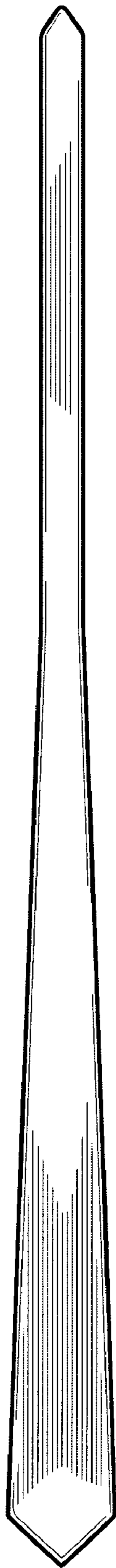


FIG. 6

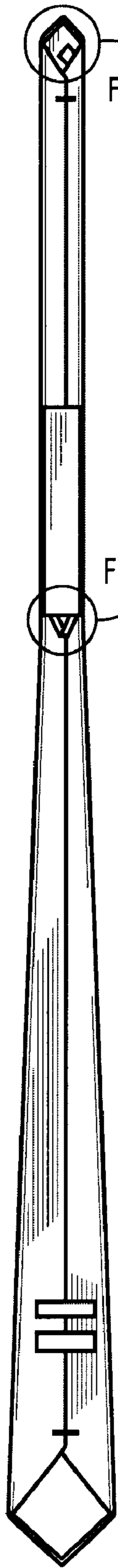


FIG. 7

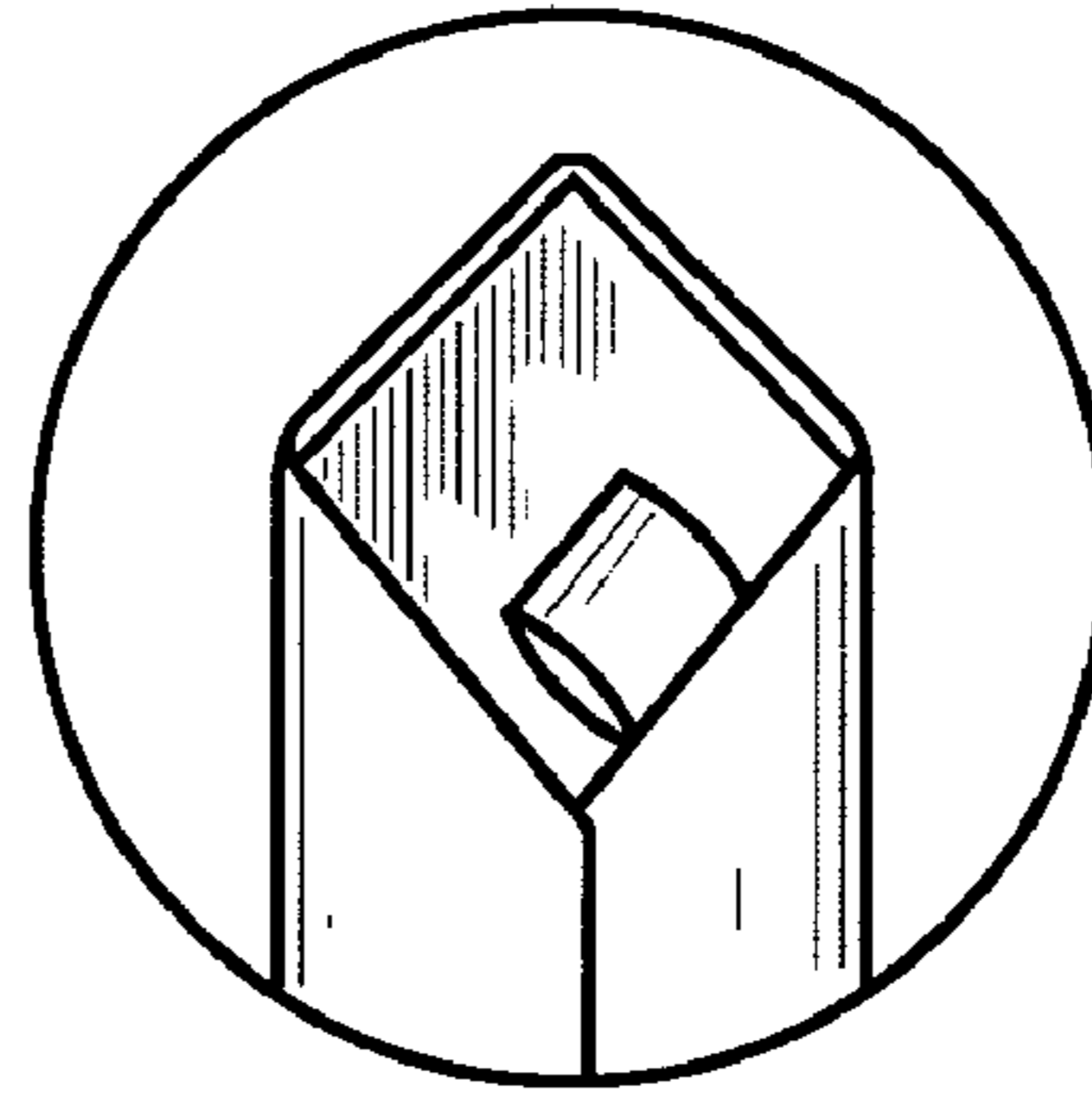
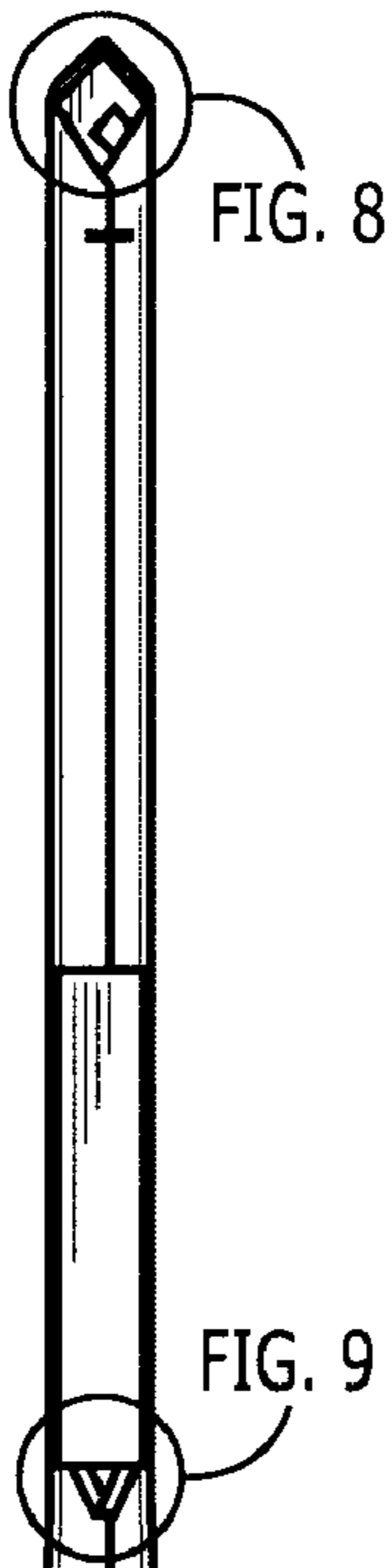


FIG. 8

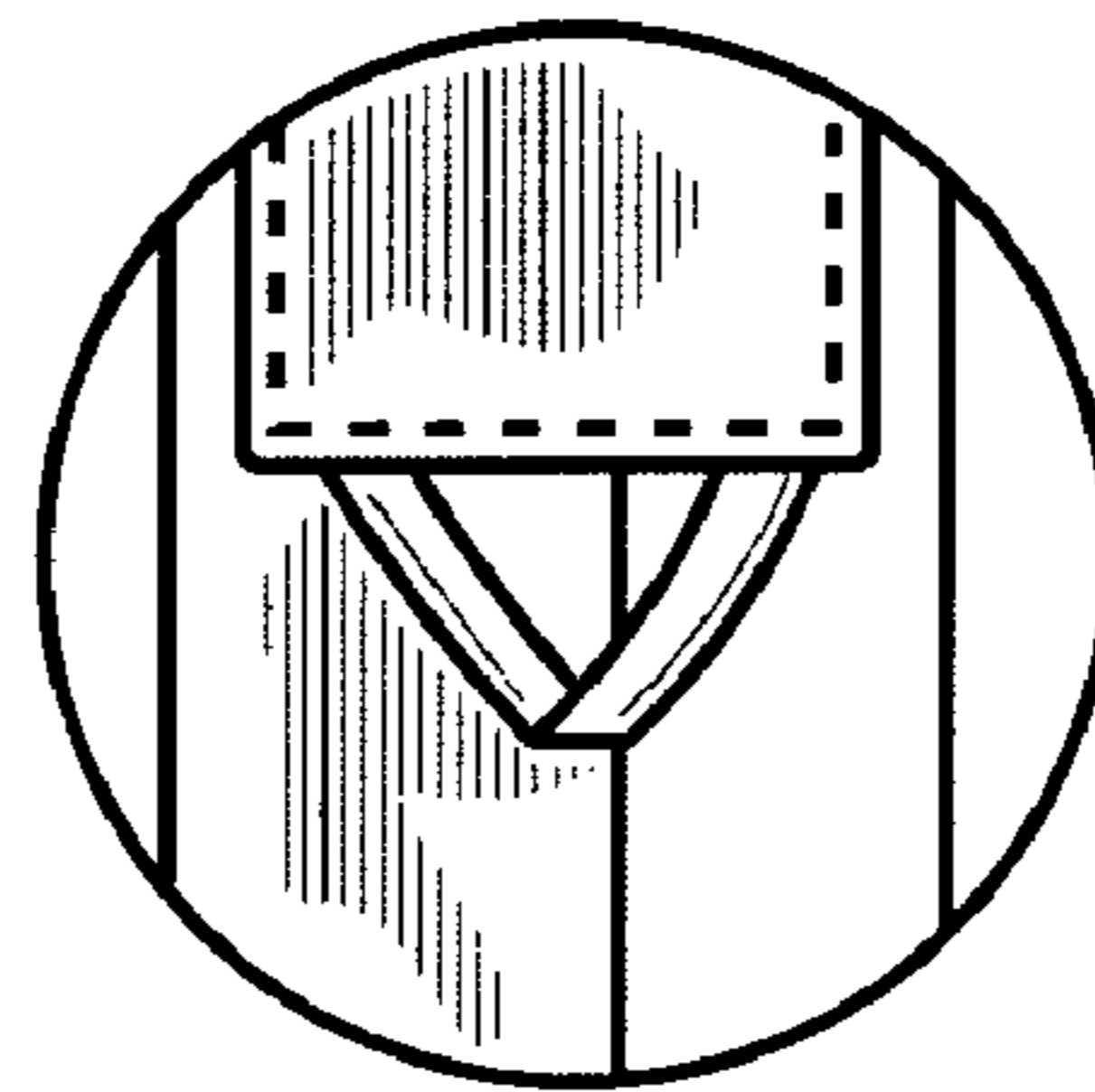


FIG. 9



FIG. 10