



US00D525755S

(12) **United States Design Patent**  
**Simmonds**

(10) **Patent No.:** **US D525,755 S**

(45) **Date of Patent:** **\*\* Jul. 25, 2006**

(54) **WAND FOR A DOMESTIC APPLIANCE**

(75) Inventor: **Kevin John Simmonds**, Bath (GB)

(73) Assignee: **Dyson Limited**, Wiltshire (GB)

(\*\*) Term: **14 Years**

(21) Appl. No.: **29/217,101**

(22) Filed: **Nov. 15, 2004**

(30) **Foreign Application Priority Data**

May 13, 2004 (GB) ..... 3017291

(51) **LOC (8) Cl.** ..... **15-05**

(52) **U.S. Cl.** ..... **D32/34**

(58) **Field of Classification Search** ..... D32/22,  
D32/30-34; 15/321-323, 329, 344, 400,  
15/410-413, 414-415.1, 416-422.1, 327.1,  
15/327.2, 327.4, 327.5, 327.6, 327.7, 394,  
15/350-351, DIG. 8, DIG. 10; 285/7; D8/300,  
D8/302-303, 310, 317; 16/110.1, 114.1;  
55/337, 429, 459.1, 459.2, DIG. 2, DIG. 3;  
95/268, 271

See application file for complete search history.

(56) **References Cited**

**U.S. PATENT DOCUMENTS**

D315,043 S \* 2/1991 Hayden ..... D32/34

D333,023 S \* 2/1993 Herron, Jr. .... D32/34  
D334,447 S \* 3/1993 Rohn ..... D32/34  
D381,479 S \* 7/1997 Worwag ..... D32/22  
D426,038 S \* 5/2000 Essex et al. .... D32/34  
D431,335 S \* 9/2000 Mehaffey et al. .... D32/34  
D453,404 S \* 2/2002 Farone et al. .... D32/34  
D453,597 S \* 2/2002 Zahuranec et al. .... D32/34  
D462,813 S \* 9/2002 Nakano et al. .... D32/22  
2005/0198764 A1 \* 9/2005 Heatley ..... 15/323

\* cited by examiner

*Primary Examiner*—Ruth McInroy

(74) *Attorney, Agent, or Firm*—Morrison & Foerster LLP

(57) **CLAIM**

I claim the ornamental design for a wand for a domestic appliance, as shown and described.

**DESCRIPTION**

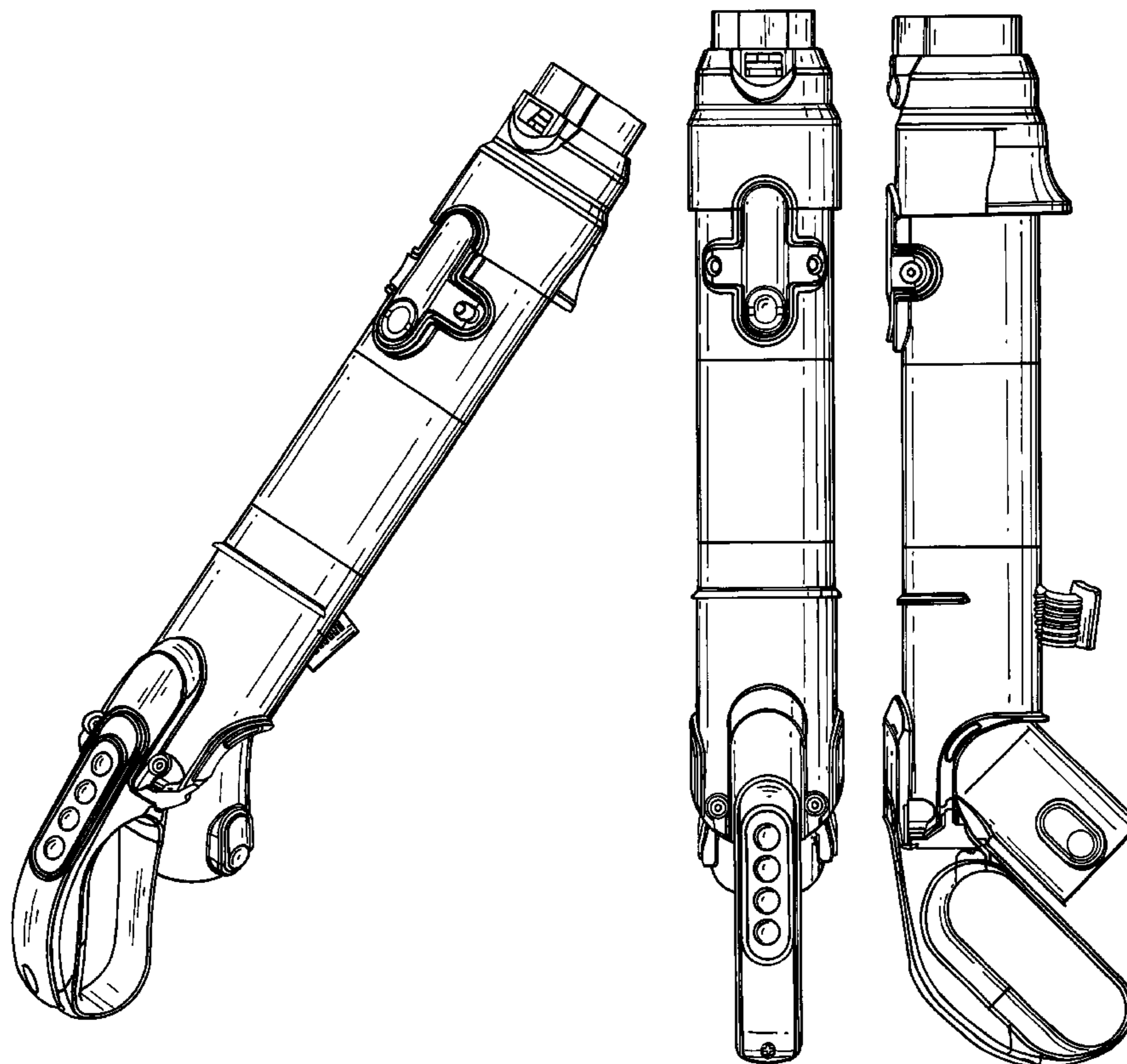
FIG. 1 is an oblique top perspective view of a wand for a domestic appliance of the design according to this invention. FIG. 2 is a top view of a wand for a domestic appliance of the design according to this invention.

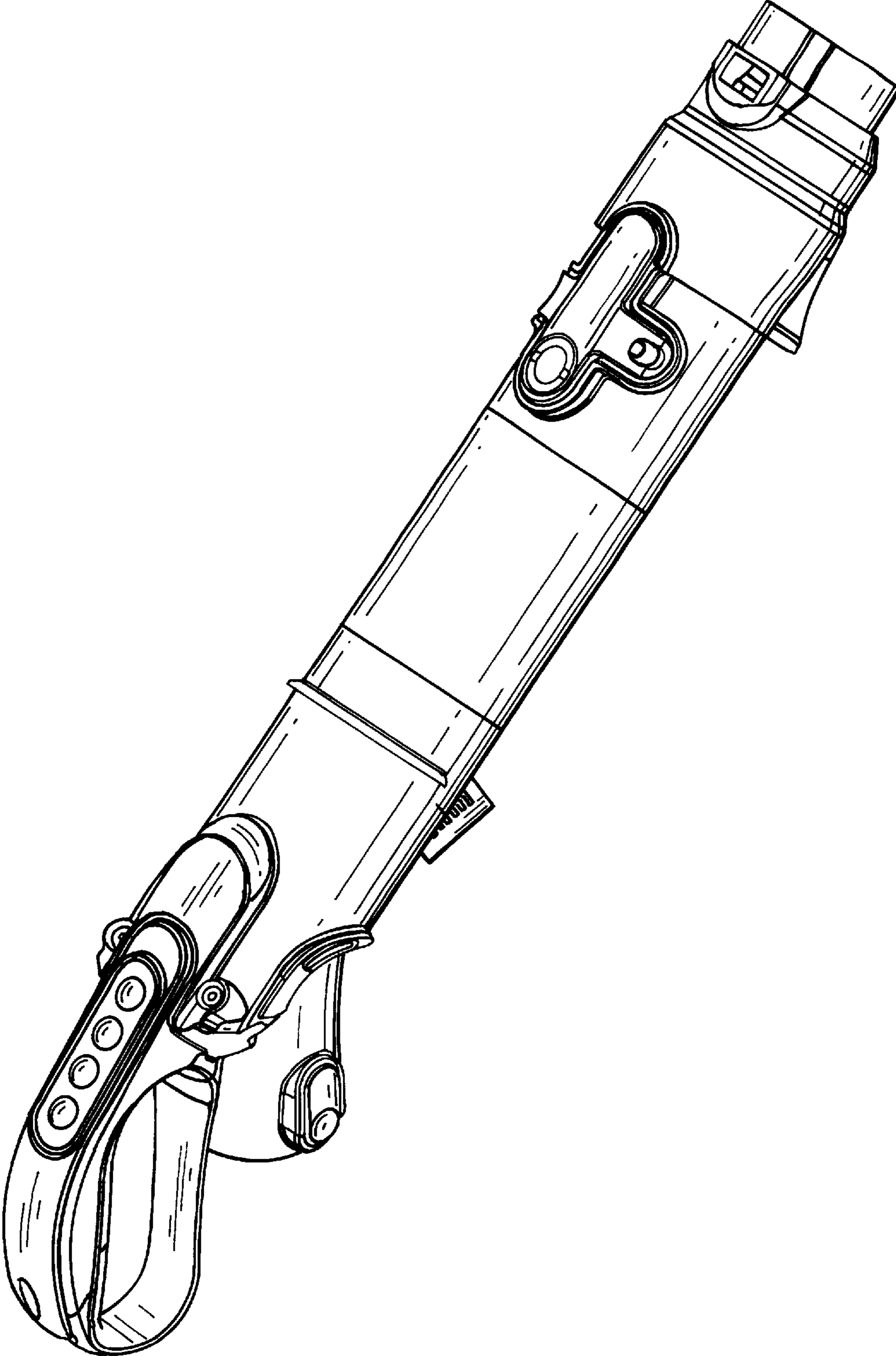
FIG. 3 is a side view of a wand for a domestic appliance of the design according to this invention.

FIG. 4 is a side view of the opposite side of FIG. 3; and,


FIG. 5 is an underneath view of a wand for a domestic appliance of the design according to this invention.

**1 Claim, 5 Drawing Sheets**

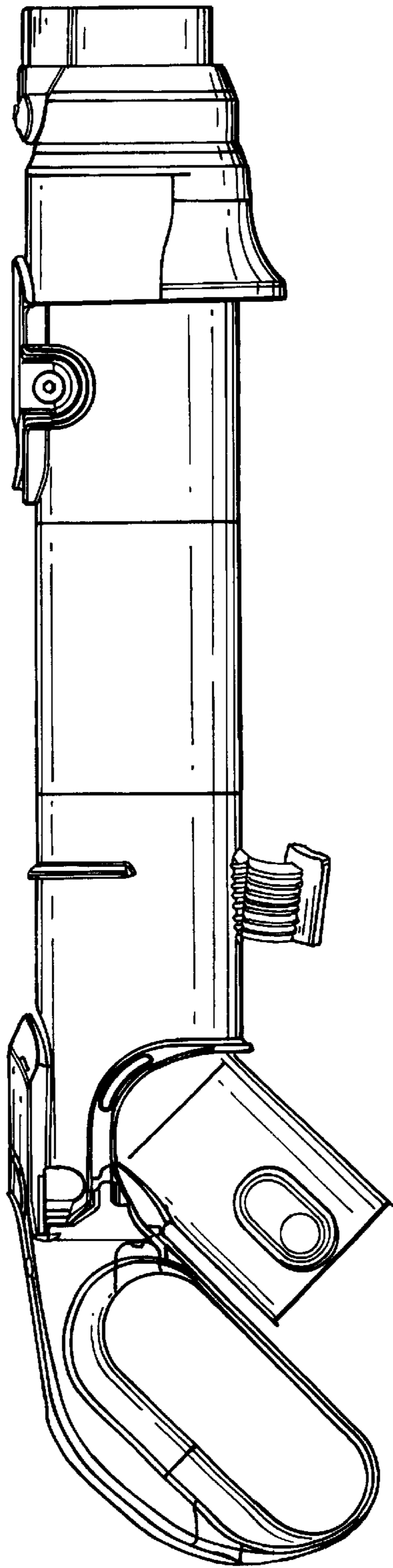





*Fig. 1*



*Fig. 2*




*Fig. 3*



*Fig. 4*





*Fig. 5*