



US00D525741S

(12) **United States Design Patent**  
**Wu**

(10) **Patent No.:** **US D525,741 S**

(45) **Date of Patent:** **\*\* Jul. 25, 2006**

(54) **LIGHT**

D440,464 S \* 4/2001 McCluer ..... D7/396.6

(75) Inventor: **Harrison Wu**, Taipei Hsien (TW)

\* cited by examiner

(73) Assignee: **W.K. Products Inc.**, Taipei Hsien (TW)

*Primary Examiner*—Alan P. Douglas

*Assistant Examiner*—Linda Brooks

(\*\*) Term: **14 Years**

(74) *Attorney, Agent, or Firm*—Lowe Hauptman & Berner, LLP

(21) Appl. No.: **29/221,530**

(22) Filed: **Apr. 22, 2005**

(57) **CLAIM**

The ornamental design for a light, as shown and described.

(51) **LOC (8) Cl.** ..... **26-03**

**DESCRIPTION**

(52) **U.S. Cl.** ..... **D26/106**

FIG. 1 is a perspective view of a light showing the design;

FIG. 2 is a front elevational view thereof;

(58) **Field of Classification Search** ..... D26/93–112;  
362/410–414, 806; D7/630, 709, 619.1, 396.6  
See application file for complete search history.

FIG. 3 is a rear elevational view thereof;

FIG. 4 is a left side elevational view thereof;

FIG. 5 is a right side elevational view thereof;

FIG. 6 is a top plan view thereof; and,

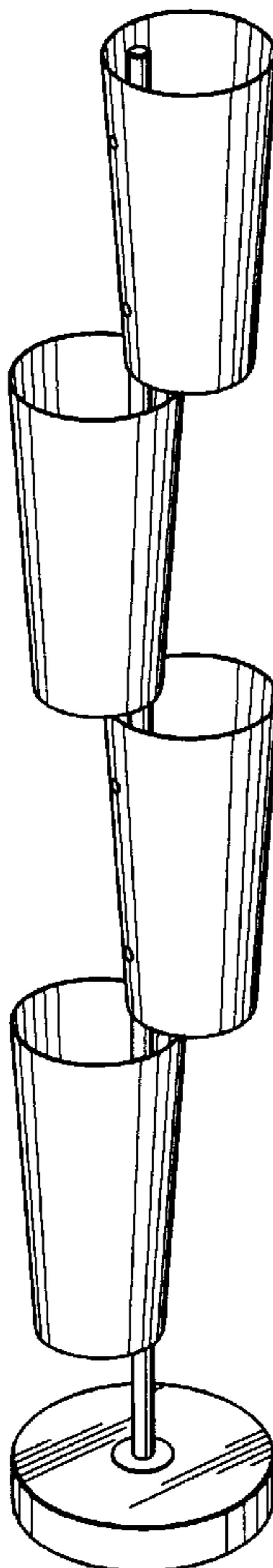
FIG. 7 is a bottom plan view thereof.

(56) **References Cited**

**U.S. PATENT DOCUMENTS**

D166,665 S \* 5/1952 Guilmette, Sr. .... D26/99

**1 Claim, 2 Drawing Sheets**



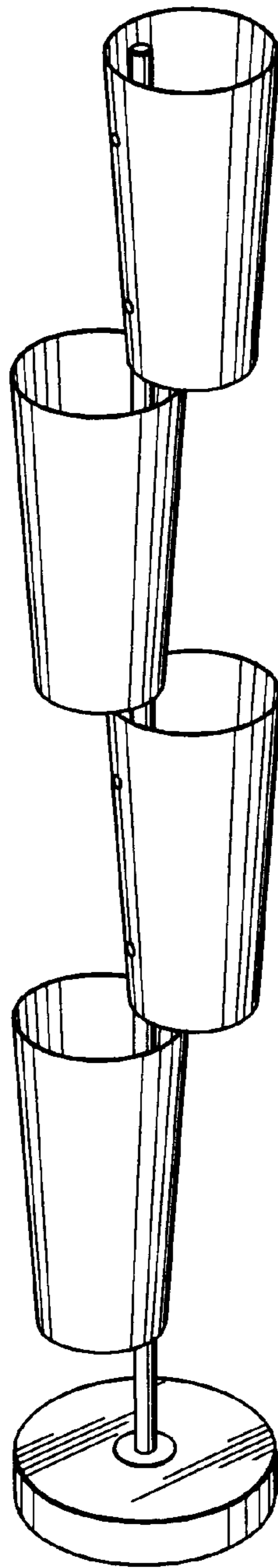


FIG. 1

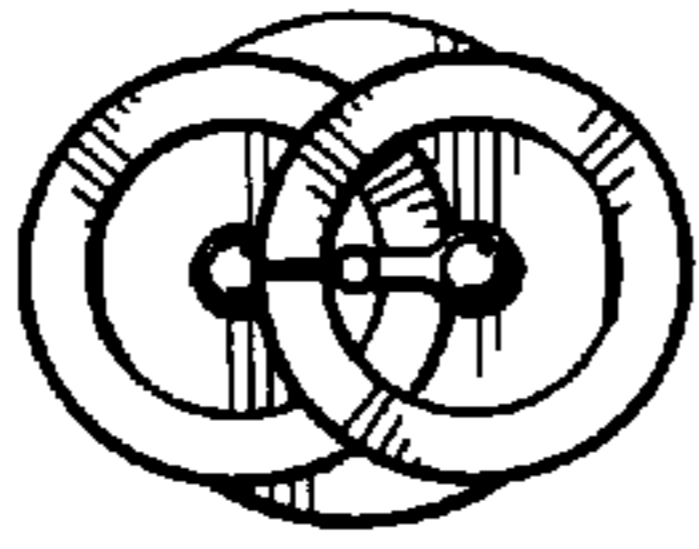


FIG. 6

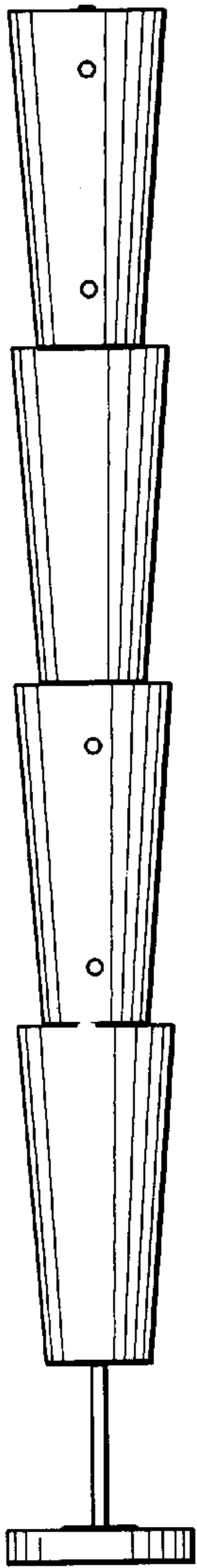


FIG. 4

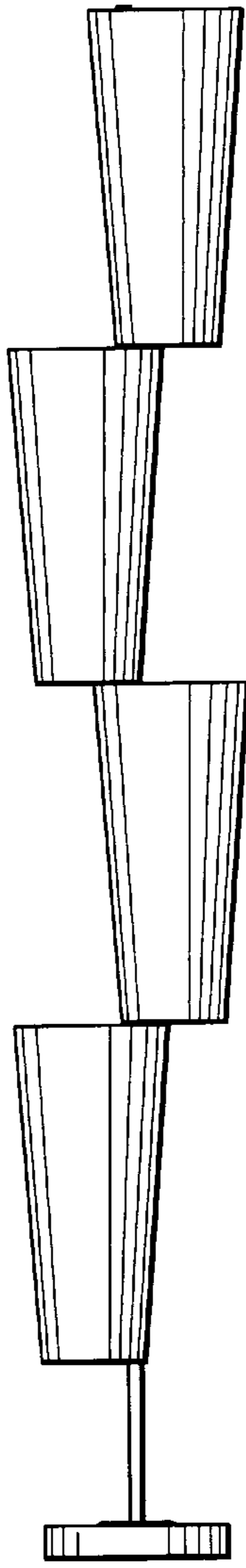


FIG. 2

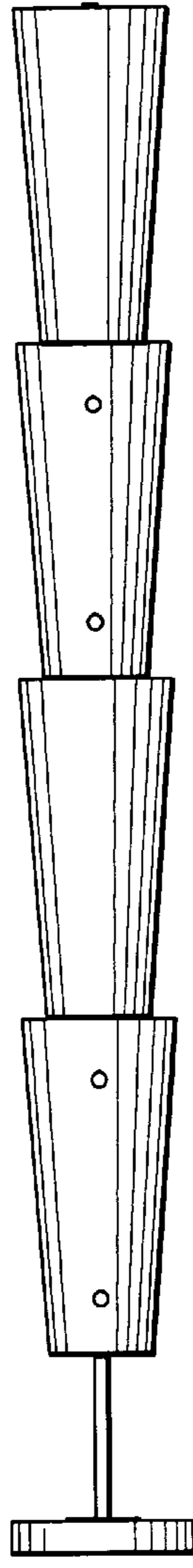


FIG. 5

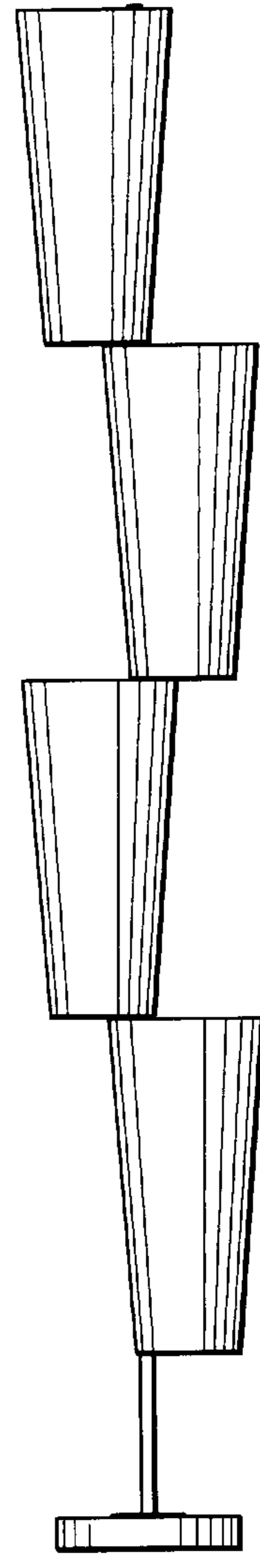


FIG. 3

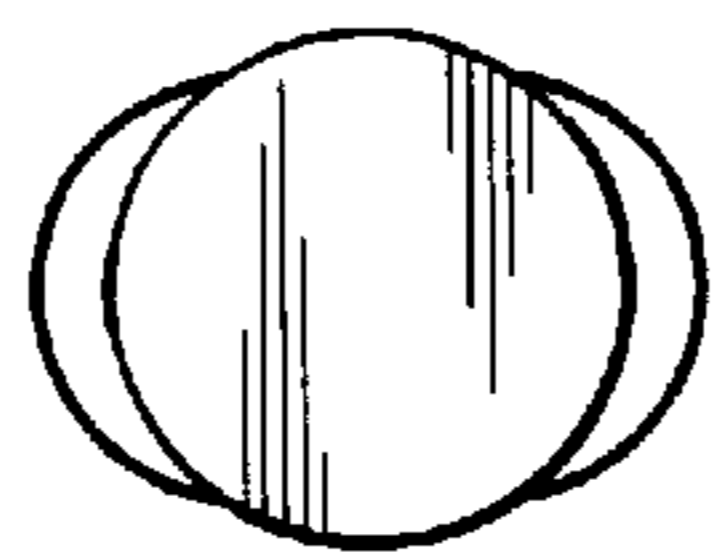


FIG. 7