

US00D525728S

(12) **United States Design Patent**  
**Iguchi**

(10) **Patent No.:** **US D525,728 S**  
(45) **Date of Patent:** **\*\* Jul. 25, 2006**

(54) **REAR COMBINATION LAMP FOR AN  
AUTOMOBILE**

(75) Inventor: **Daisuke Iguchi**, Kariya (JP)

(73) Assignee: **Toyota Jidosha Kabushiki Kaisha**,  
Aichi-ken (JP)

(\*\*) Term: **14 Years**

(21) Appl. No.: **29/235,213**

(22) Filed: **Jul. 29, 2005**

(51) **LOC (8) Cl.** ..... **26-06**

(52) **U.S. Cl.** ..... **D26/28**

(58) **Field of Classification Search** ..... D26/28-36;  
362/459-468, 475-478, 485-487  
See application file for complete search history.

(56) **References Cited**

**U.S. PATENT DOCUMENTS**

D484,260 S	*	12/2003	Kato et al.	.....	D26/28
D492,429 S	*	6/2004	Ueno	.....	D26/28
D498,860 S	*	11/2004	Kawashima et al.	.....	D26/28
D509,311 S	*	9/2005	Tomida	.....	D26/28

**OTHER PUBLICATIONS**

Brochure for AVENSIS, issued by Toyota Jidosha Kabushiki Kaisha, Apr. 2004.

Brochure for VW Golf, issued by Volkswagen Group Japan Kabushiki Kaisha, May 2004.

\* cited by examiner

*Primary Examiner*—Marcus A. Jackson

(74) *Attorney, Agent, or Firm*—Finnegan, Henderson, Farabow, Garrett & Dunner, L.L.P.


(57) **CLAIM**


The ornamental design for a rear combination lamp for an automobile, as shown and described.

**DESCRIPTION**

FIG. 1 is a front perspective view of a rear combination lamp for an automobile of my new design; FIG. 2 is a front elevational view thereof; FIG. 3 is a rear elevational view thereof; FIG. 4 is a top plan view thereof; FIG. 5 is a bottom plan view thereof; FIG. 6 is a left side elevational view thereof; and, FIG. 7 is a right side elevational view thereof. My design includes the mirror image of the embodiment depicted.

**1 Claim, 4 Drawing Sheets**







**FIG. 1**




**FIG. 2**




**FIG. 3**



**FIG. 4**



**FIG. 5**



**FIG. 6**



**FIG. 7**