

US00D525726S

(12) **United States Design Patent**
Hazumi et al.

(10) **Patent No.:** **US D525,726 S**
(45) **Date of Patent:** **** Jul. 25, 2006**

(54) **REAR COMBINATION LAMP FOR
AUTOMOBILE**

(75) Inventors: **Saburo Hazumi**, Aichi-ken (JP); **Kenji Tomida**, Aichi-ken (JP)

(73) Assignee: **Toyota Jidosha Kabushiki Kaisha**, Aichi-ken (JP)

(**) Term: **14 Years**

(21) Appl. No.: **29/227,217**

(22) Filed: **Apr. 8, 2005**

(51) **LOC (8) Cl.** **26-06**

(52) **U.S. Cl.** **D26/28**

(58) **Field of Classification Search** D26/28-36;
362/459-468, 475-478, 485-487
See application file for complete search history.

(56) **References Cited**

U.S. PATENT DOCUMENTS

D459,508 S	*	6/2002	Horowitz	D26/28
D484,260 S	*	12/2003	Kato et al.	D26/28
D490,175 S	*	5/2004	Hung	D26/28
D503,989 S	*	4/2005	Lung	D26/28

OTHER PUBLICATIONS

Brochure of Nissan Tida, Sep. 2004, p. 11, Mfg. Nissan Motor Co., Ltd.

Brochure of Mazda Verisa, Jul. 2004, p. 21, Mfg. Mazda Motor Corporation.

* cited by examiner

Primary Examiner—Marcus A. Jackson

(74) *Attorney, Agent, or Firm*—Finnegan, Henderson, Farabow, Garrett & Dunner, LLP


(57) **CLAIM**

The ornamental design for a rear combination lamp for automobile, as shown and described.

DESCRIPTION

FIG. 1 is a perspective view of a rear combination lamp for automobile of our new design;
FIG. 2 is a front view thereof;
FIG. 3 is a rear view thereof;
FIG. 4 is a top view thereof;
FIG. 5 is a bottom view thereof;
FIG. 6 is a left-side view thereof; and,
FIG. 7 is a right-side view thereof.
Our design includes the mirror image of the embodiment depicted.

1 Claim, 4 Drawing Sheets






FIG. 1




FIG. 2




FIG. 3




FIG. 4




FIG. 5



FIG. 6




FIG. 7