

US00D525724S

(12) **United States Design Patent**
Reisman

(10) **Patent No.:** **US D525,724 S**

(45) **Date of Patent:** **** Jul. 25, 2006**

(54) **PEG PANEL FOR STORAGE SHED**

(75) Inventor: **Ron Reisman**, Netzer-Sereni (IL)

(73) Assignee: **Arrow Group Industries, Inc.**, Wayne, NJ (US)

(**) Term: **14 Years**

(21) Appl. No.: **29/224,324**

(22) Filed: **Feb. 28, 2005**

(51) **LOC (8) Cl.** **25-01**

(52) **U.S. Cl.** **D25/157; D25/138**

(58) **Field of Classification Search** D25/138,
D25/157; 52/223.6, 235, 284, 429, 434, 762,
52/768

See application file for complete search history.

(56) **References Cited**

U.S. PATENT DOCUMENTS

D347,075	S	*	5/1994	Benavent Adrian	D25/138
5,845,440	A	*	12/1998	Matsuyama et al.	52/235
D416,634	S	*	11/1999	Tormanen	D25/157
5,987,829	A	*	11/1999	Fisher	52/306
6,000,178	A	*	12/1999	Goodings	52/235
6,151,853	A	*	11/2000	Fukunaga	52/264
D487,521	S	*	3/2004	Link	D25/138
6,711,860	B1	*	3/2004	Fleishman	52/81.3

* cited by examiner

Primary Examiner—Doris Clark

(74) *Attorney, Agent, or Firm*—Carter, DeLuca Farrell & Schmidt, LLP

(57) **CLAIM**

The ornamental designs for peg panel for storage shed, as shown and described.

DESCRIPTION

FIG. 1 is a front perspective view of a peg panel for storage shed;

FIG. 2 is a front elevational view of the peg panel for storage shed of FIG. 1;

FIG. 3 is a rear elevational view of the peg panel for storage shed of FIGS. 1 and 2;

FIG. 4 is a top plan view of the peg panel for storage shed of FIGS. 1–3;

FIG. 5 is a bottom plan view of the peg panel for storage shed of FIGS. 1–4;

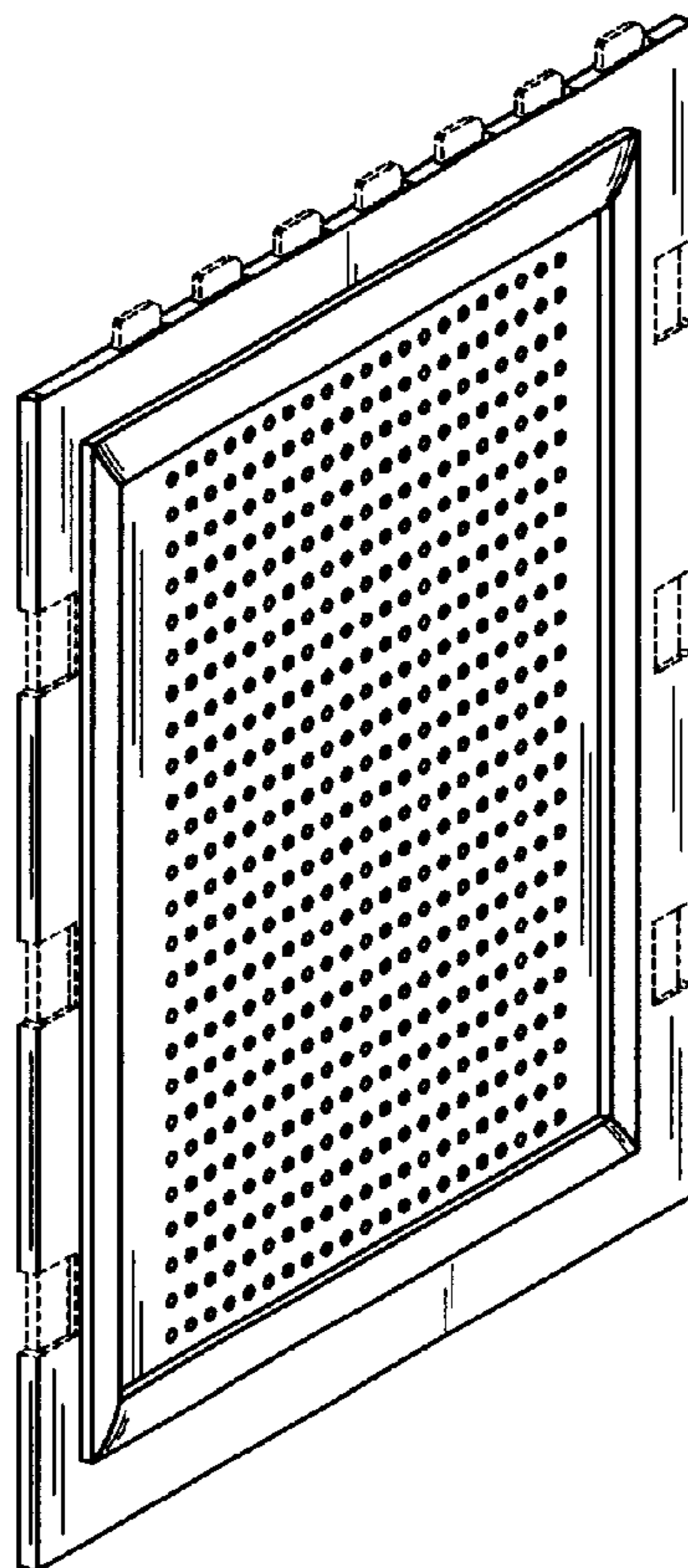
FIG. 6 is a left side elevational view of the peg panel for storage shed of FIGS. 1–5;

FIG. 7 is a right side elevational view of the peg panel for storage shed of FIGS. 1–6; and,

FIG. 8 is a front perspective view of the peg panel for storage shed of FIGS. 1–7 including five other panels and snaps for connecting the panels, shown in phantom.

In FIGS. 1–8, the features of the peg panel for storage shed shown in phantom lines are for illustrative purposes only and do not constitute a part of the claimed design.

1 Claim, 3 Drawing Sheets



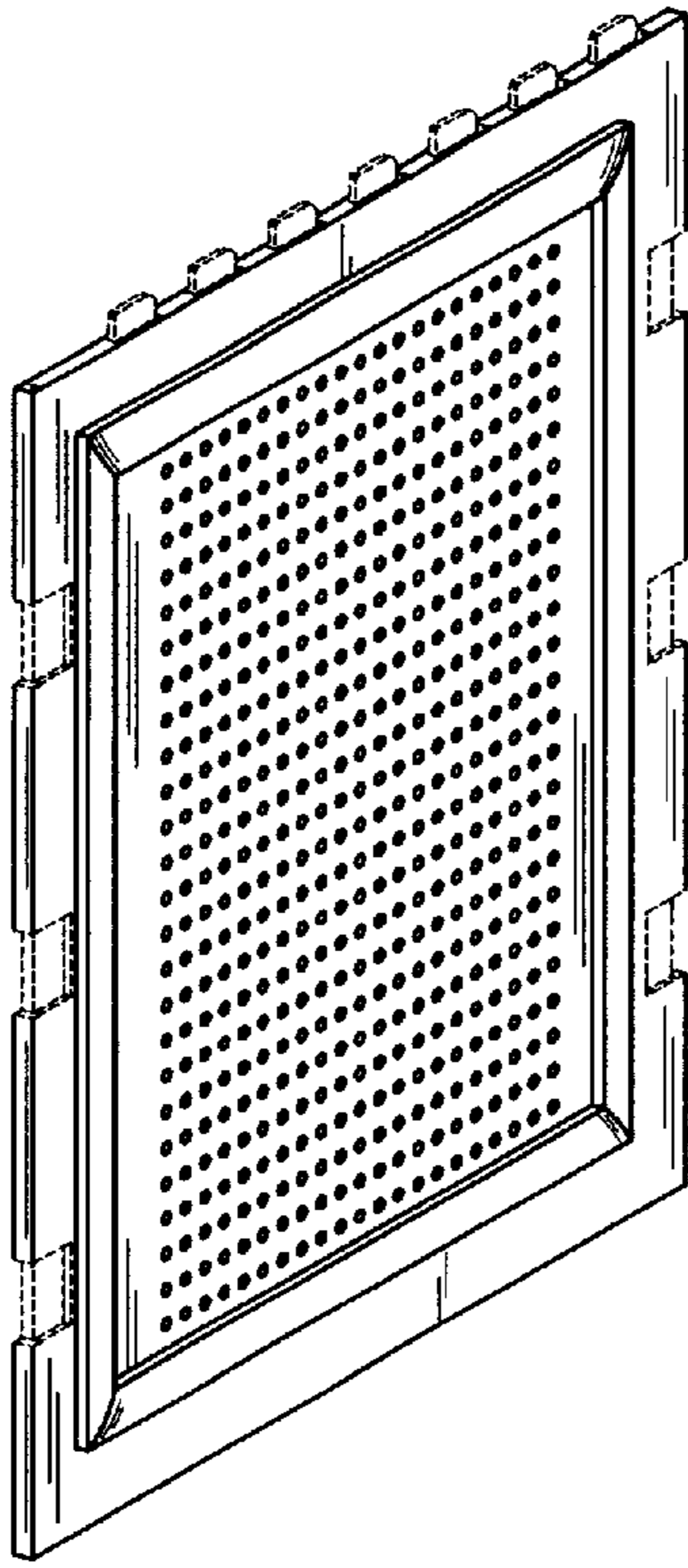


FIG. 1

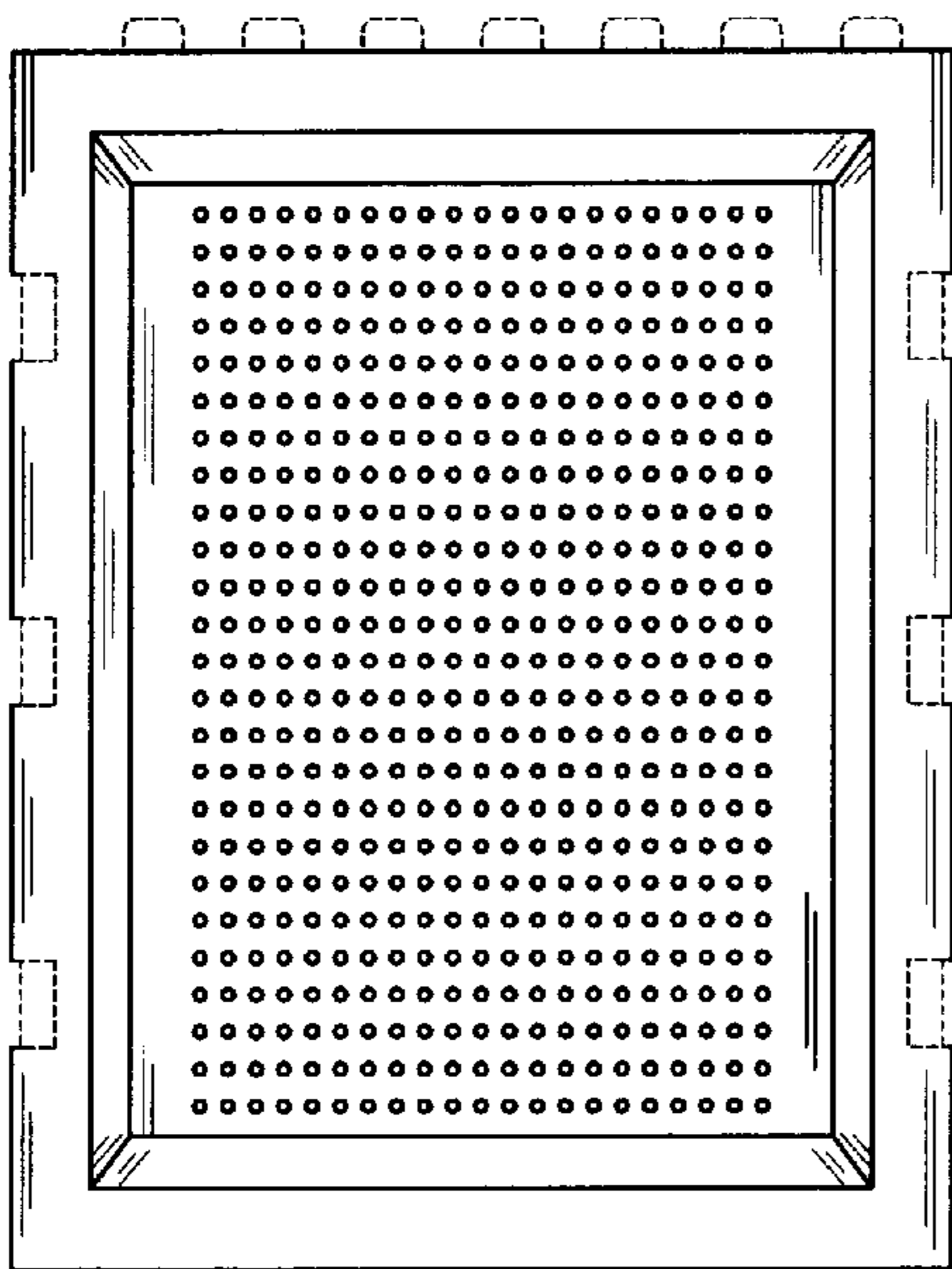


FIG. 2




FIG. 3




FIG. 4




FIG. 5



FIG. 6

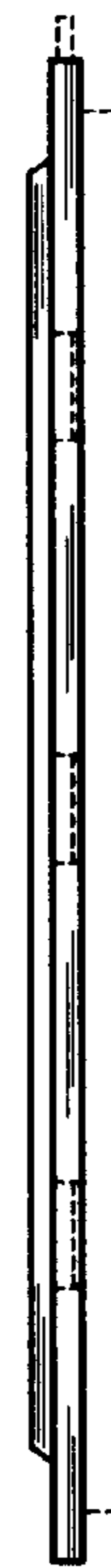


FIG. 7




FIG. 8