



US00D525711S

(12) **United States Design Patent**
Lewandowski

(10) **Patent No.:** **US D525,711 S**
(45) **Date of Patent:** **** Jul. 25, 2006**

(54) **MOOD INDICATING DEVICE**

(76) Inventor: **William A. Lewandowski**, 6215
Walken Rd., NW., Rapid City, MI (US)
49876

(**) Term: **14 Years**

(21) Appl. No.: **29/202,542**

(22) Filed: **Apr. 2, 2004**

(51) **LOC (8) Cl.** **24-01**

(52) **U.S. Cl.** **D24/200**

(58) **Field of Classification Search** D21/324-325,
D21/331, 347, 350, 369, 371, 378; D11/56,
D11/157; D10/104, 109; 273/139, 141 A,
273/142 B, 138.2; 116/202, 205, 207, 222
See application file for complete search history.

(56) **References Cited**

U.S. PATENT DOCUMENTS

3,119,563	A	*	1/1964	Ruffman	362/200
4,124,022	A	*	11/1978	Gross	600/28
4,836,823	A		6/1989	Laven		
5,040,988	A		8/1991	Brown		
5,444,437	A		8/1995	Layher		
D364,102	S	*	11/1995	Coleman, Jr.	D21/350
5,580,254	A		12/1996	Ramsey		

D420,610	S		2/2000	Pinchuk		
6,144,352	A		11/2000	Matsuda et al.		
D446,277	S	*	8/2001	Tate	D21/794
D446,740	S	*	8/2001	Cruitt	D10/104
D449,147	S	*	10/2001	Herwig	D1/112
D457,096	S	*	5/2002	Rosner	D11/157
6,412,775	B1	*	7/2002	Dear	273/138.2
D491,711	S	*	6/2004	Arbaugh, II	D1/112
2004/0160333	A1	*	8/2004	Elliott	340/815.4

* cited by examiner

Primary Examiner—Ian Simmons

Assistant Examiner—Melanie Levy

(57) **CLAIM**

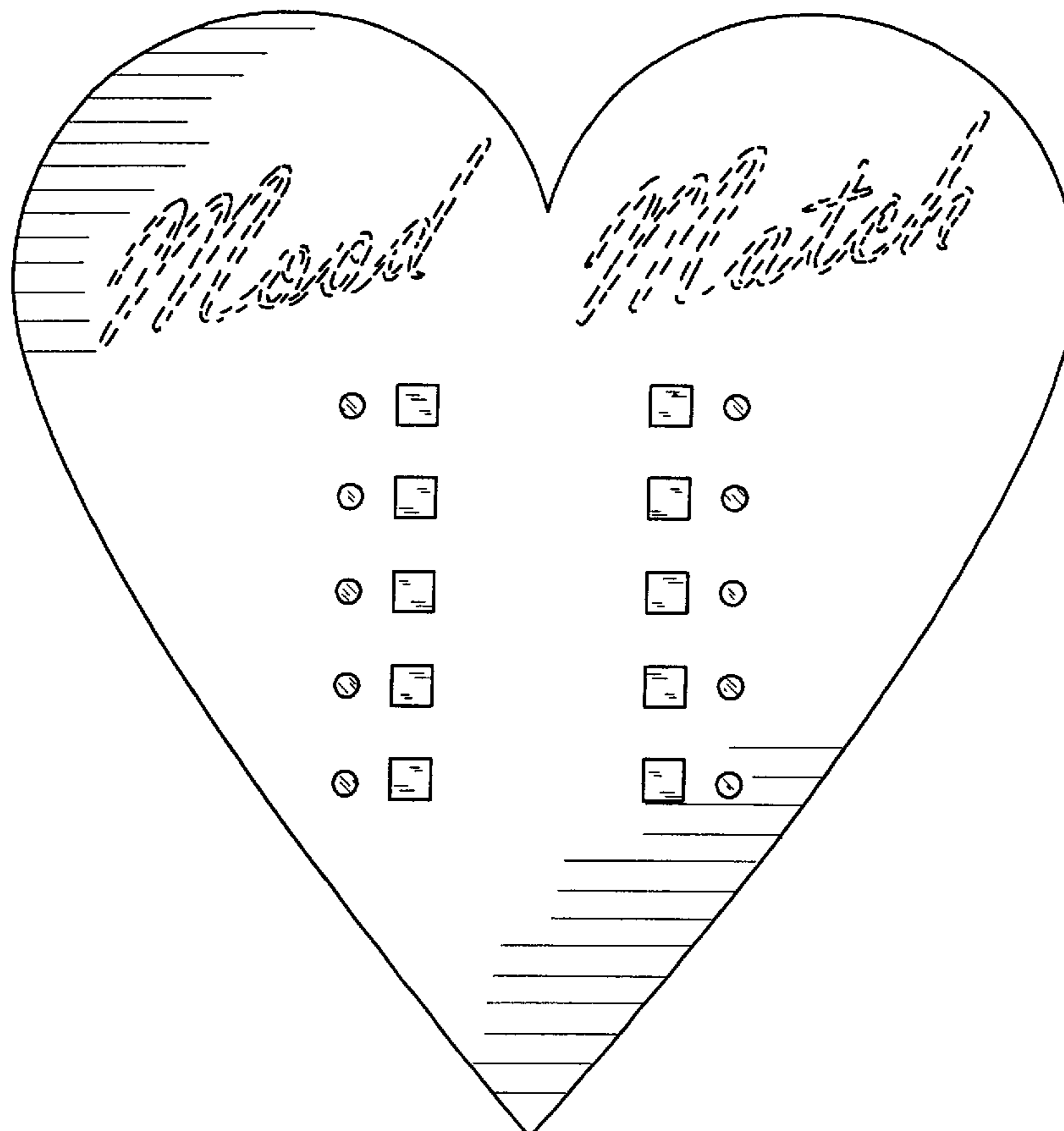
The ornamental design for a mood indicating device, as shown and described.

DESCRIPTION

FIG. 1 is a front elevational view of a mood indicating device showing my new design; FIG. 2 is a rear elevational view thereof; FIG. 3 is a side elevational view thereof; FIG. 4 is a top plan view thereof; and, FIG. 5 is a bottom view thereof.

The broken lines are for illustration only and form no part of the claimed design.

1 Claim, 4 Drawing Sheets



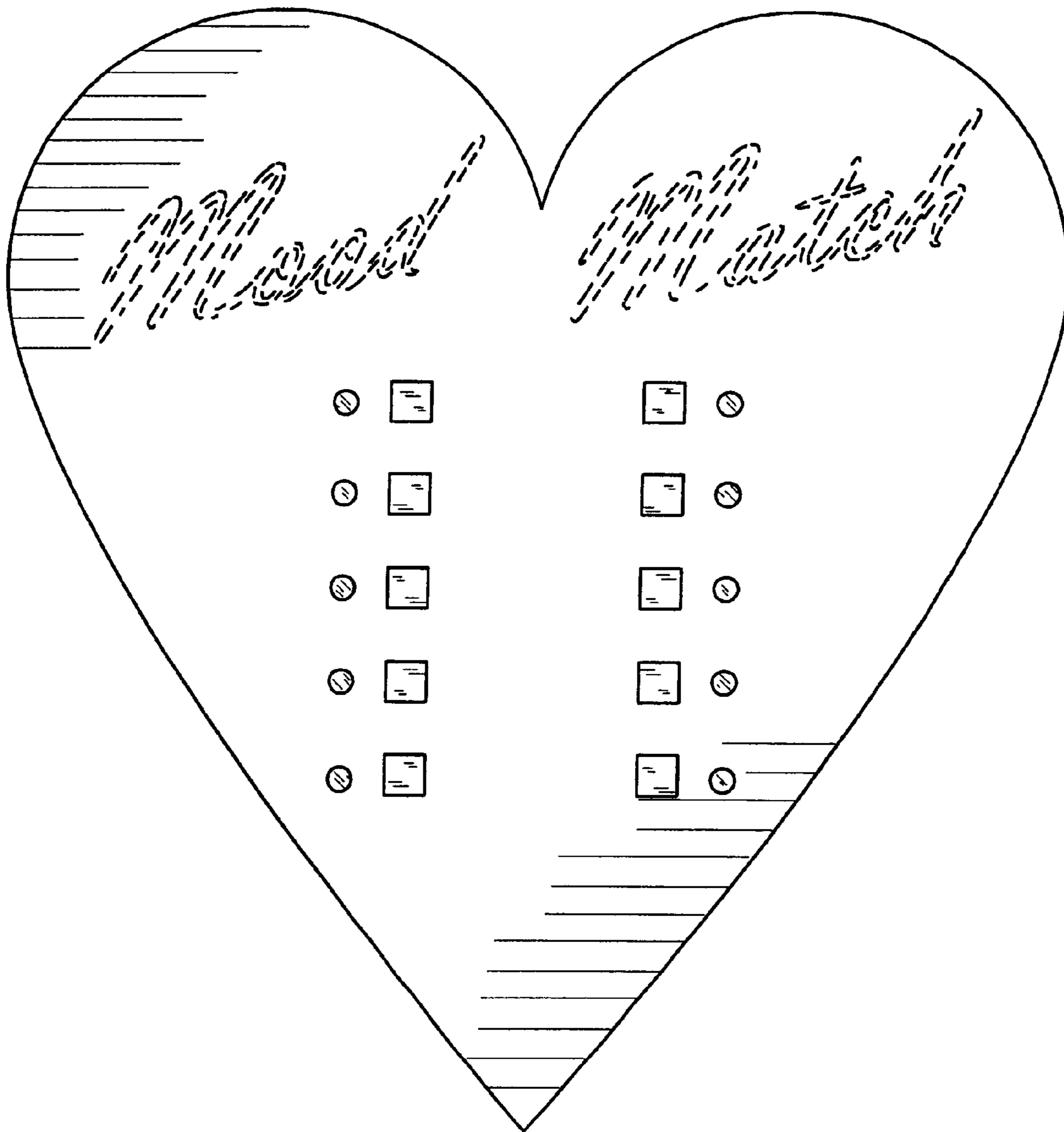


FIG. 1




FIG. 2

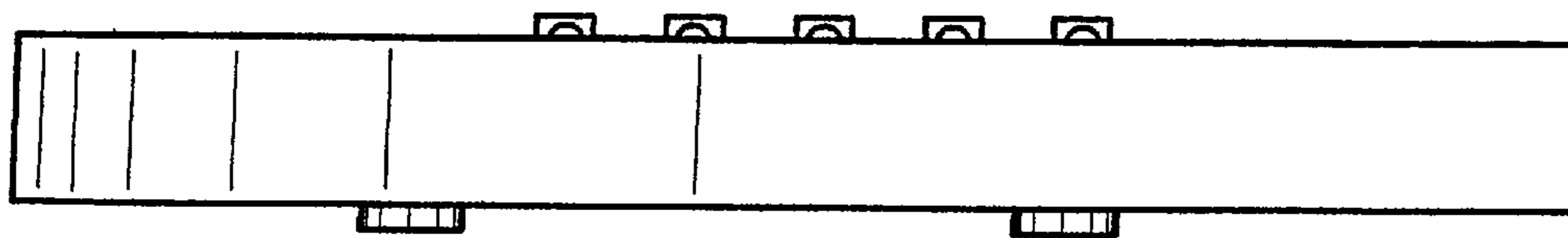


FIG. 3

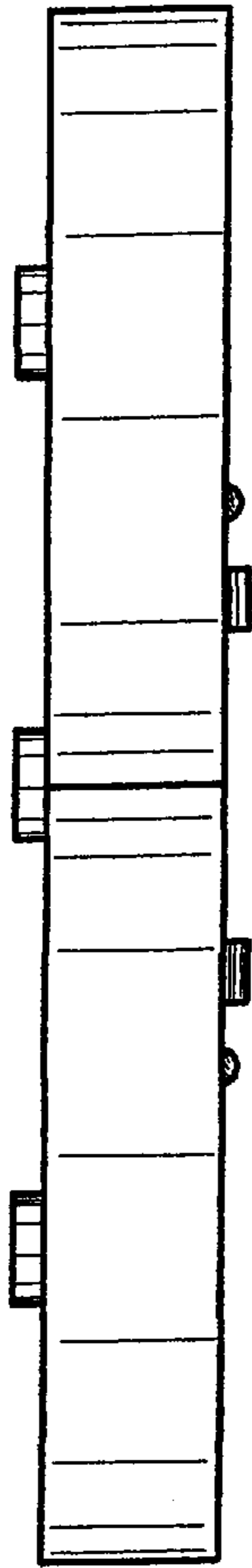


FIG. 4

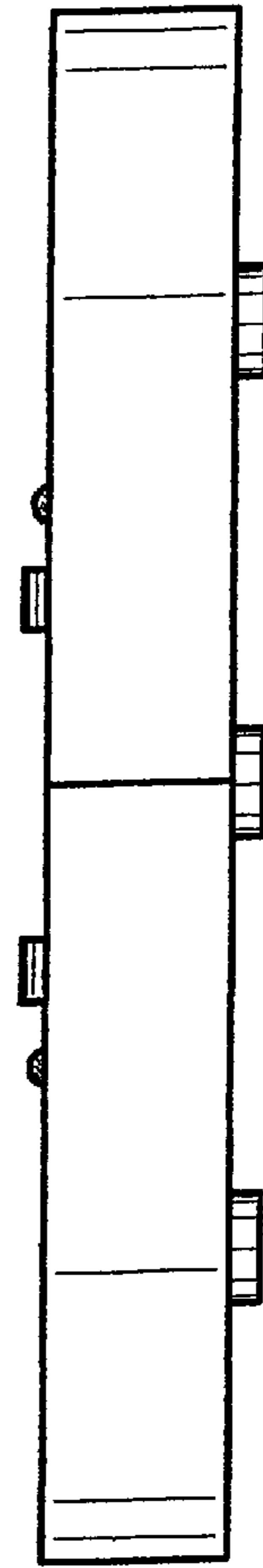


FIG. 5