

US00D525705S

(12) **United States Design Patent**
Luukkainen

(10) **Patent No.:** **US D525,705 S**

(45) **Date of Patent:** **** Jul. 25, 2006**

(54) **INTRAUTERINE DEVICE FOR RELEASING STEROIDS**

(75) Inventor: **Tapani Luukkainen**, Espoo (FI)

(73) Assignee: **Familplan Consulting LTD Oy**, Vantaa (FI)

(**) Term: **14 Years**

(21) Appl. No.: **29/208,867**

(22) Filed: **Jul. 8, 2004**

(30) **Foreign Application Priority Data**

Jan. 23, 2004 (EM) 000127782-0001/0002

(51) **LOC (8) Cl.** **28-01**

(52) **U.S. Cl.** **D24/105**

(58) **Field of Classification Search** D24/105;
128/833, 832, 830, 831, 840, 839; 604/515
See application file for complete search history.

(56) **References Cited**

U.S. PATENT DOCUMENTS

3,845,761 A * 11/1974 Zaffaroni 128/833
3,993,057 A * 11/1976 Ramwell 128/833

4,578,076 A * 3/1986 Luukkainen et al. 128/833
5,417,223 A * 5/1995 Aarnio et al. 128/833
5,433,217 A * 7/1995 Pianetti 128/830
5,494,047 A * 2/1996 Van Os 128/832
2006/0016451 A1 * 1/2006 Hallinen et al. 128/830

* cited by examiner

Primary Examiner—Ian Simmons

Assistant Examiner—Christopher Lee

(74) *Attorney, Agent, or Firm*—Nixon & Vanderhye P.C.

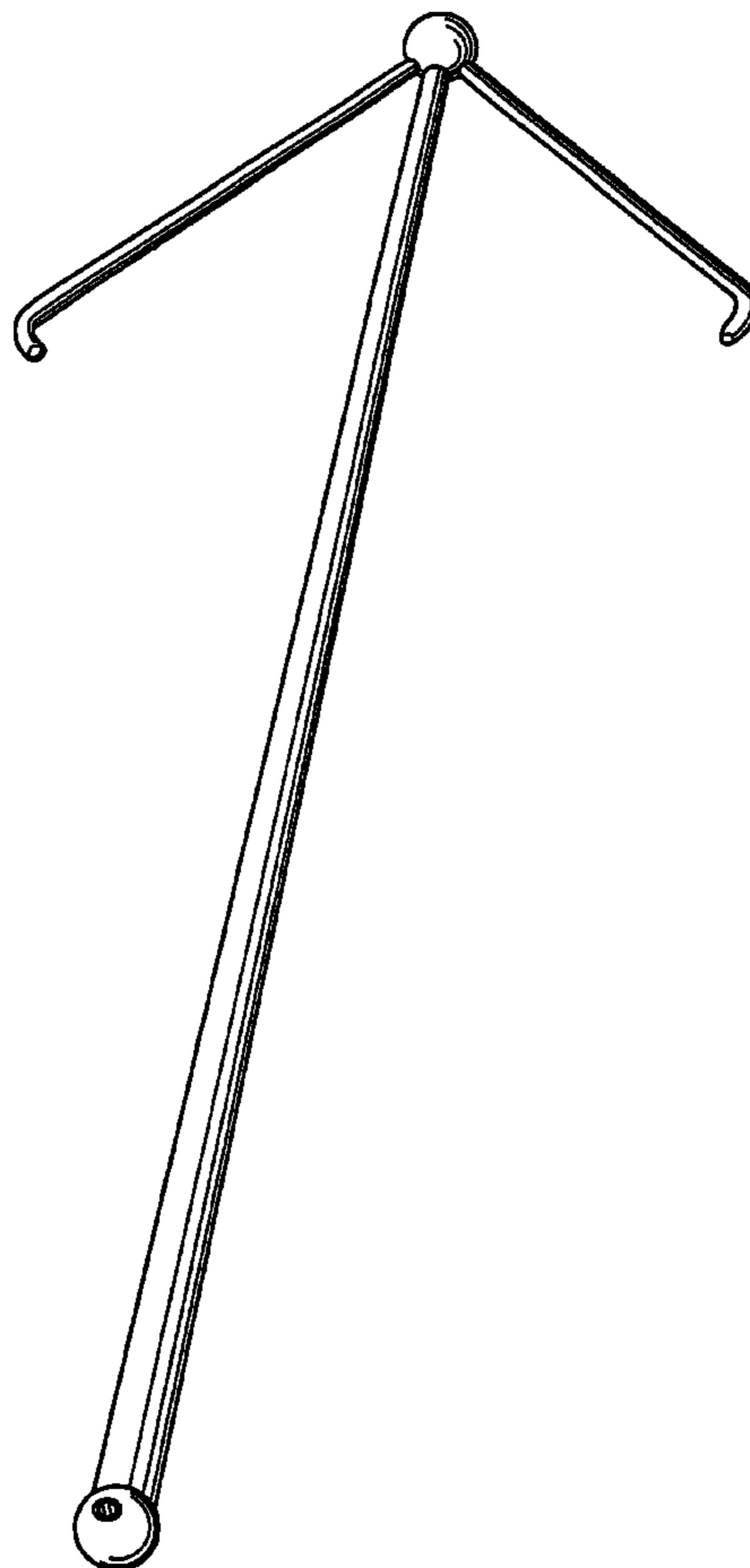
(57) **CLAIM**

The ornamental design for an “intrauterine device for releasing steroids,” as shown and described.

DESCRIPTION

FIG. 1 is a perspective view of an intrauterine device for releasing steroids showing my new design therefor; FIG. 2 is a front elevation view thereof, the rear elevation view being a mirror image thereof; FIG. 3 is a right side elevation view thereof; FIG. 4 is a left side elevation view thereof; FIG. 5 is a top plan view thereof; and, FIG. 6 is a bottom plan view thereof.

1 Claim, 4 Drawing Sheets



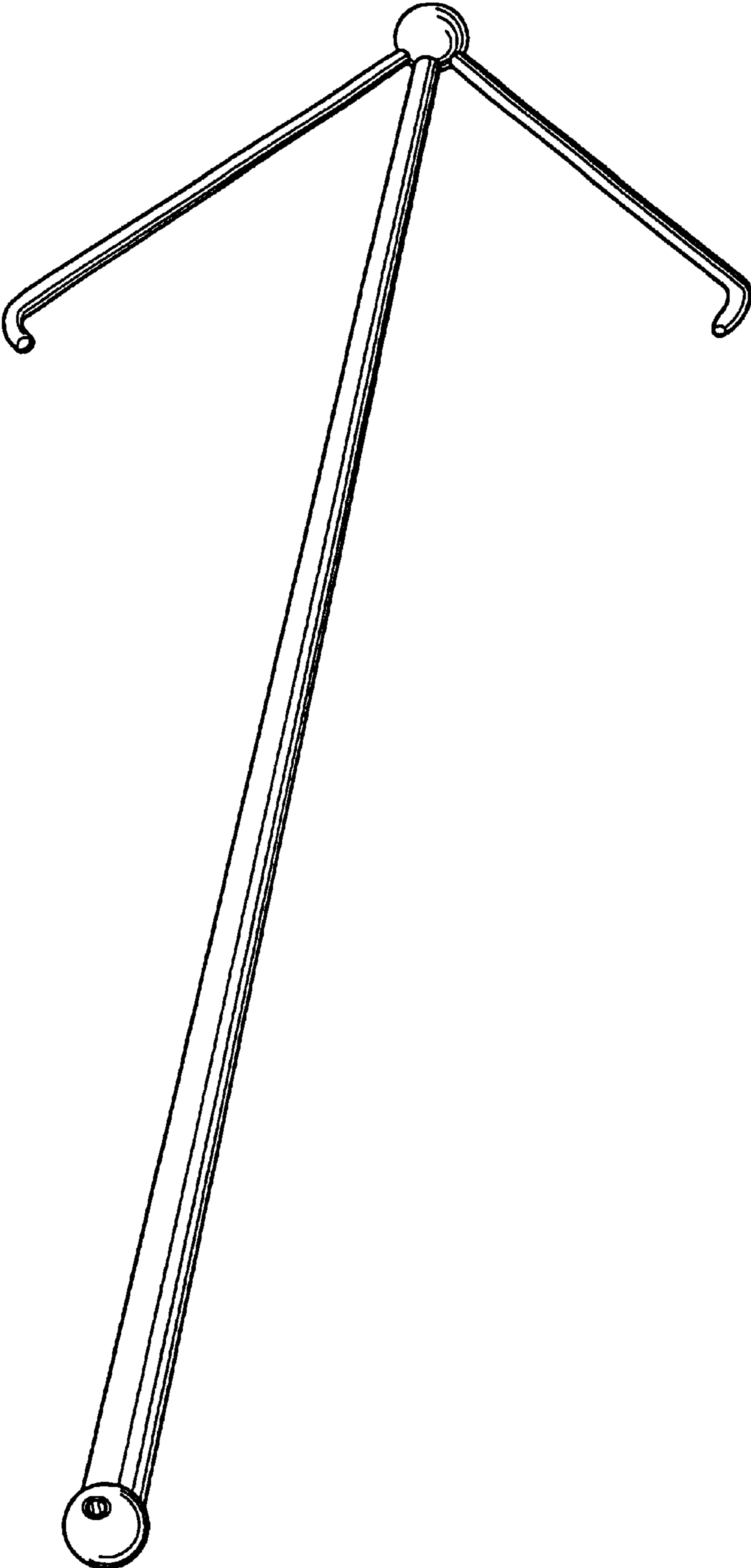


Fig. 1

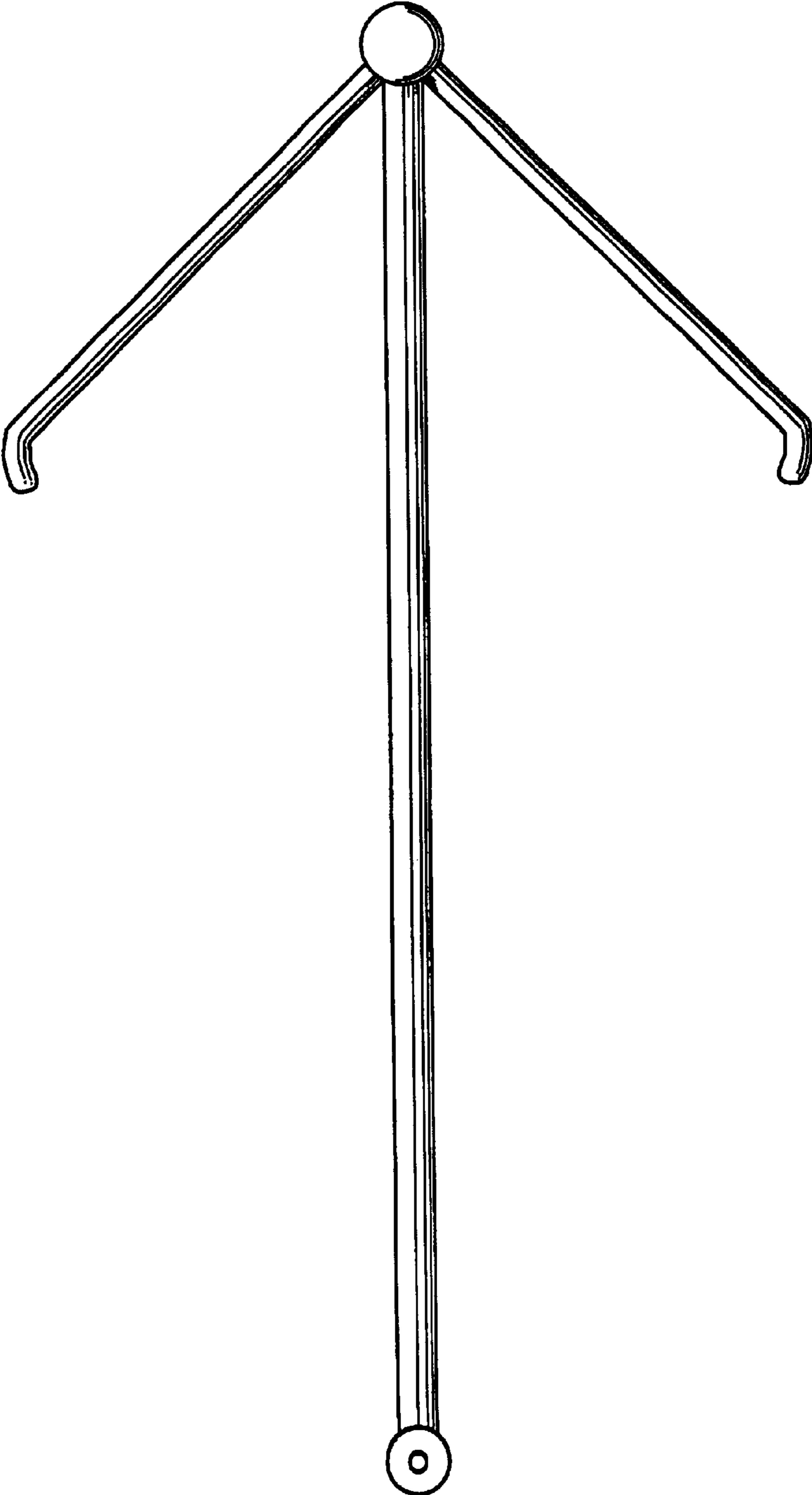


Fig. 2



Fig. 3

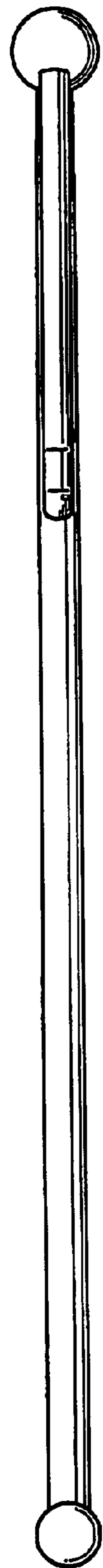


Fig. 4

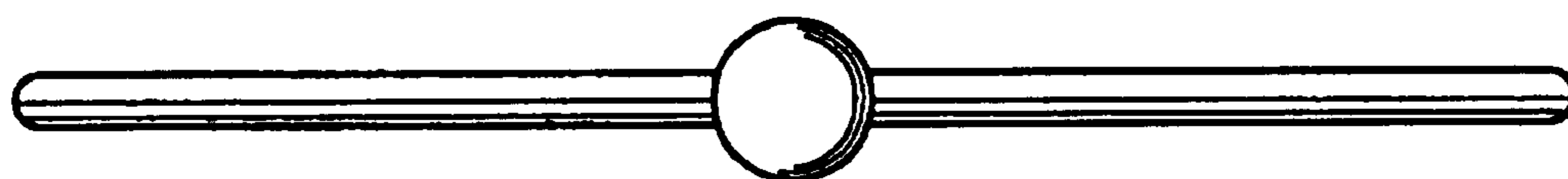


Fig. 5

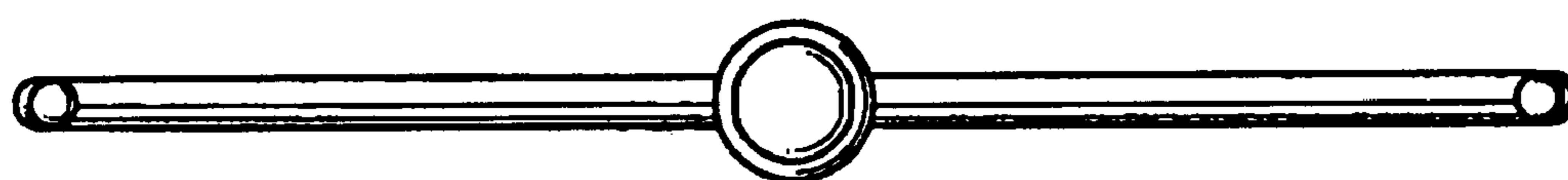


Fig. 6