



US00D525691S

(12) **United States Design Patent**
Russak et al.

(10) **Patent No.:** **US D525,691 S**

(45) **Date of Patent:** **** Jul. 25, 2006**

(54) **AIR CLEANER**

(75) Inventors: **Stephen Russak**, Fort Lee, NJ (US);
Stephen M. Gatchell, Warwick, RI
(US); **Alfred J. Laspina**, Arlington,
MA (US); **Paul E. Cox**, Haverhill, MA
(US); **Thomas Swyst**, Arlington, MA
(US); **Carl Betterley**, Boston, MA
(US); **Heather Andrus**, Winthrop, MA
(US); **Paul Maxted**, Bedford, MA (US)

(73) Assignee: **Kaz, Incorporated**, New York, NY
(US)

(**) Term: **14 Years**

(21) Appl. No.: **29/218,118**

(22) Filed: **Nov. 24, 2004**

(51) **LOC (8) Cl.** **23-04**

(52) **U.S. Cl.** **D23/364**

(58) **Field of Classification Search** D23/355,
D23/356, 364, 365; 55/467, 471-2
See application file for complete search history.

(56) **References Cited**

U.S. PATENT DOCUMENTS

D437,039 S * 1/2001 Yamazaki et al. D23/364

D461,002 S * 7/2002 Christianson D23/364
D495,042 S * 8/2004 Zhixiang D23/364
D495,043 S * 8/2004 Gatchell et al. D23/364
D513,313 S * 12/2005 Russak et al. D23/364

* cited by examiner

Primary Examiner—Robin Webster

(74) *Attorney, Agent, or Firm*—Darby & Darby

(57) **CLAIM**

The ornamental design for air cleaner, as shown and described.

DESCRIPTION

FIG. 1 is a front elevational view thereof;

FIG. 2 is a left side elevational view, with the right side elevational view being the mirror image thereof;

FIG. 3 is a rear elevational view thereof;

FIG. 4 is a top plan view thereof; and,

FIG. 5 is a bottom plan view thereof.

The broken line showing is for illustrative purposes only and forms no part of the claimed design.

1 Claim, 3 Drawing Sheets

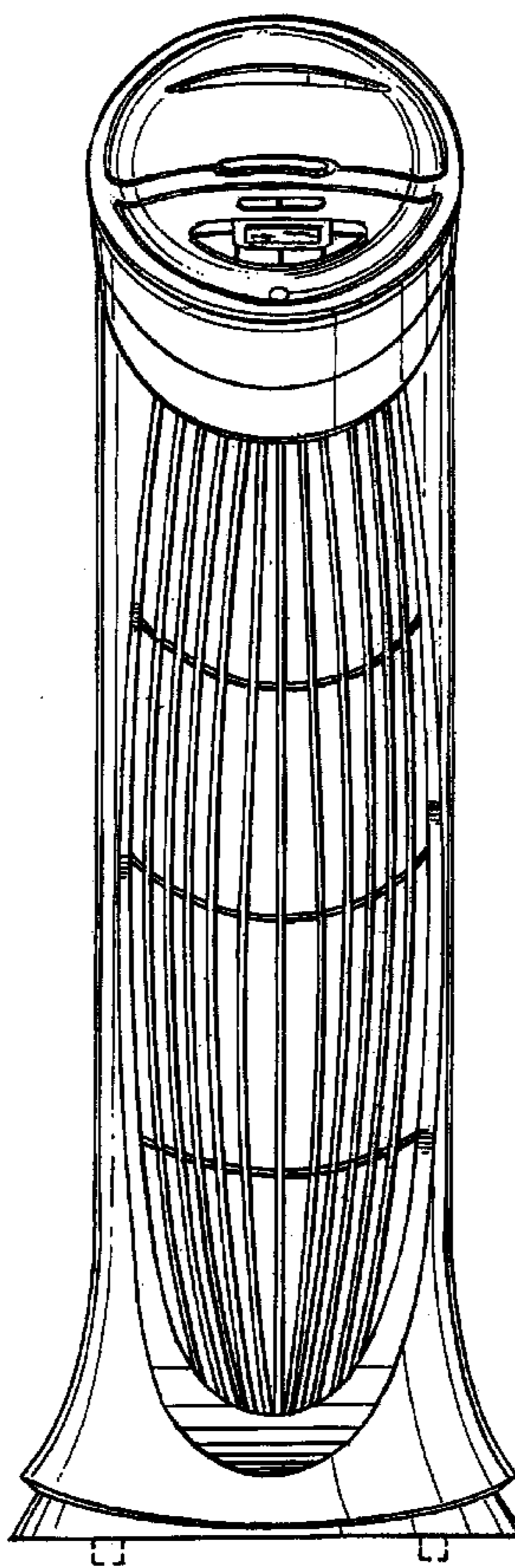


FIG. 1

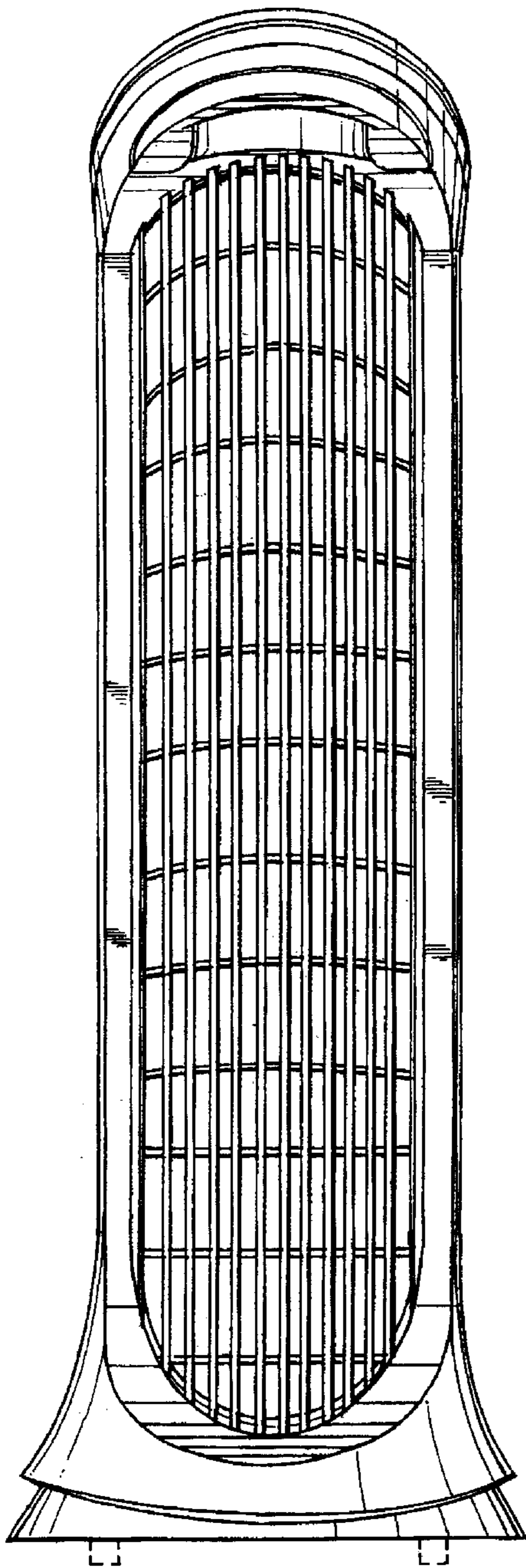


FIG. 3

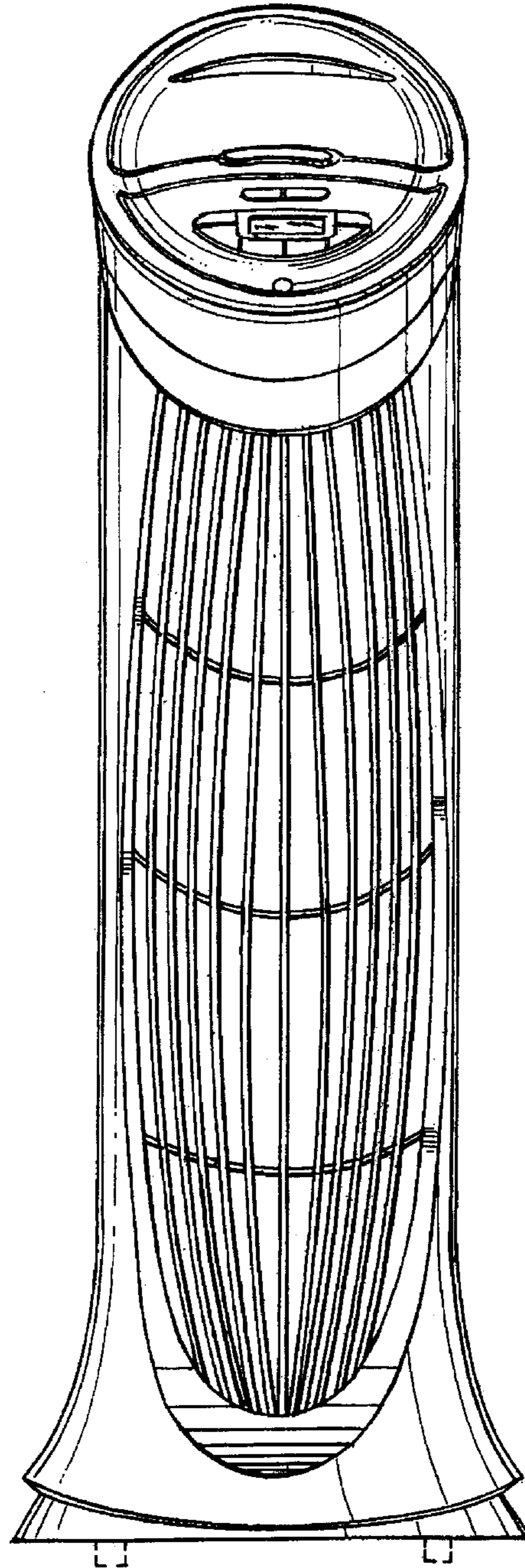


FIG. 2

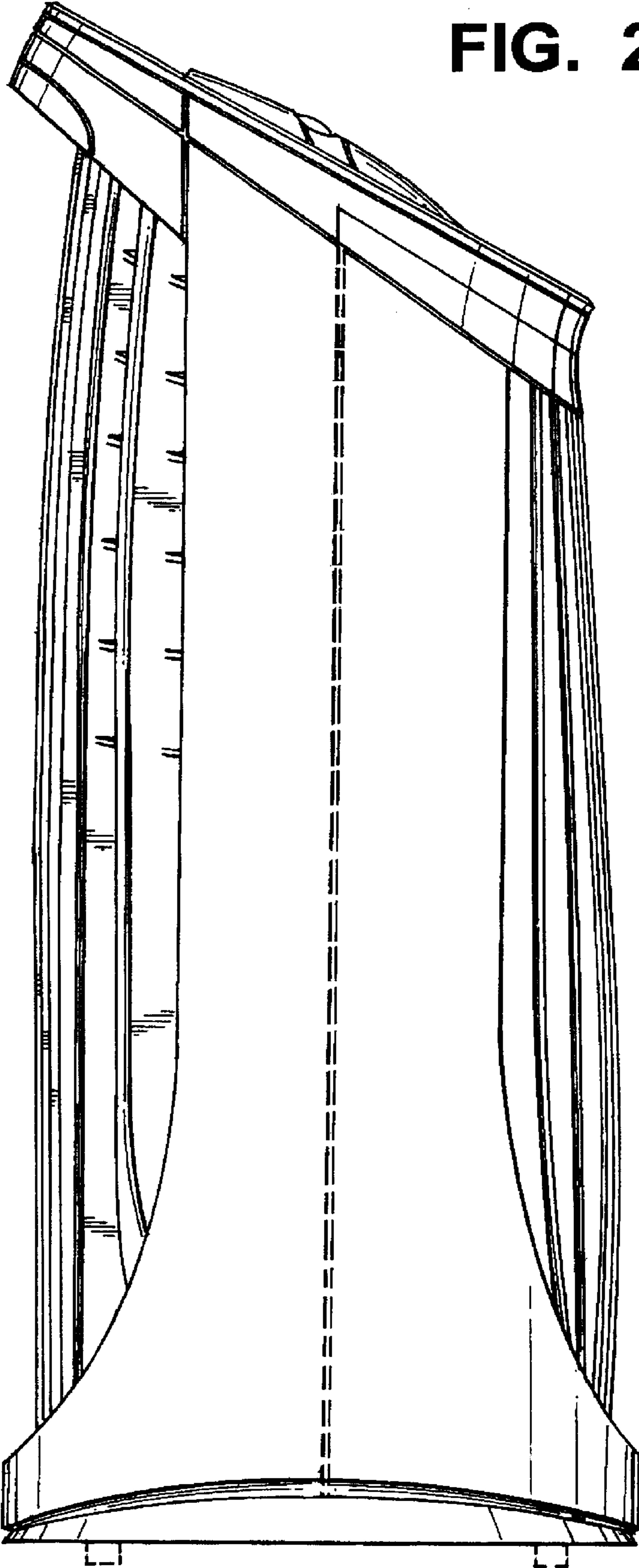


FIG. 5

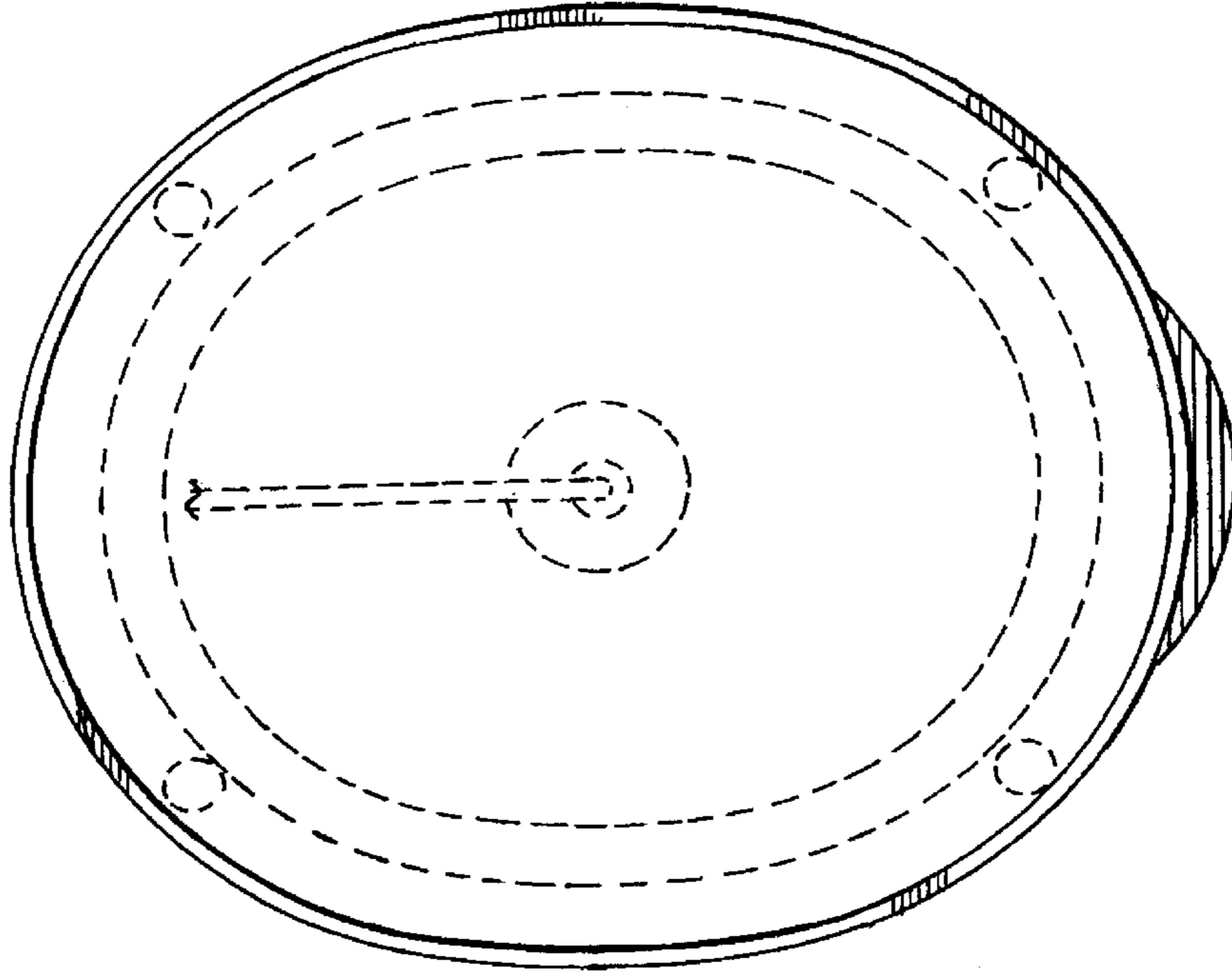


FIG. 4

