



US00D525671S

(12) **United States Design Patent**  
**Hu**

(10) **Patent No.:** **US D525,671 S**

(45) **Date of Patent:** **\*\* Jul. 25, 2006**

(54) **GOLF ROD TOY**

(76) Inventor: **Liang Fa Hu**, 235 Chung-Ho Box 8-24,  
Taipei (TW)

(\*\*) Term: **14 Years**

(21) Appl. No.: **29/187,674**

(22) Filed: **Aug. 6, 2003**

(51) **LOC (8) Cl.** ..... **21-02**

(52) **U.S. Cl.** ..... **D21/735; D21/483**

(58) **Field of Classification Search** ..... D21/747-751,  
D21/483, 733; 473/324-331, 350  
See application file for complete search history.

(56) **References Cited**

**U.S. PATENT DOCUMENTS**

- 2,785,899 A \* 3/1957 Burke ..... 273/317.2
- 5,620,378 A \* 4/1997 Fritz et al. .... 473/282
- D400,628 S \* 11/1998 Fuligni et al. .... D21/735
- D424,643 S \* 5/2000 Stone et al. .... D21/748

- D426,602 S \* 6/2000 Polk et al. .... D21/747
- D432,609 S \* 10/2000 Bennett et al. .... D21/748
- D443,665 S \* 6/2001 Mahaffey ..... D21/748

\* cited by examiner

*Primary Examiner*—Mitchell Siegel


(57) **CLAIM**

The ornamental design for a golf rod toy, as shown and described.

**DESCRIPTION**

FIG. 1 is a front elevational view thereof.  
 FIG. 2 is a rear elevational view thereof.  
 FIG. 3 is a left side view thereof.  
 FIG. 4 is a right side view thereof.  
 FIG. 5 is a top plan view thereof.  
 FIG. 6 is a bottom plan view thereof; and,  
 FIG. 7 is a perspective view of a golf rod toy showing my new design.

**1 Claim, 4 Drawing Sheets**



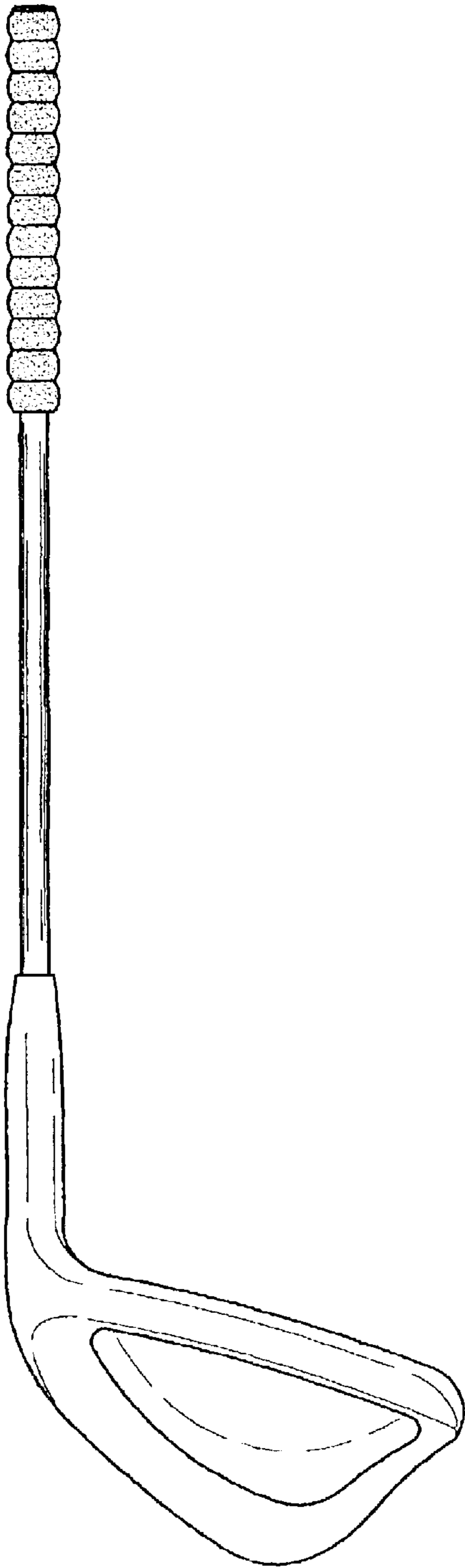


Fig. 2

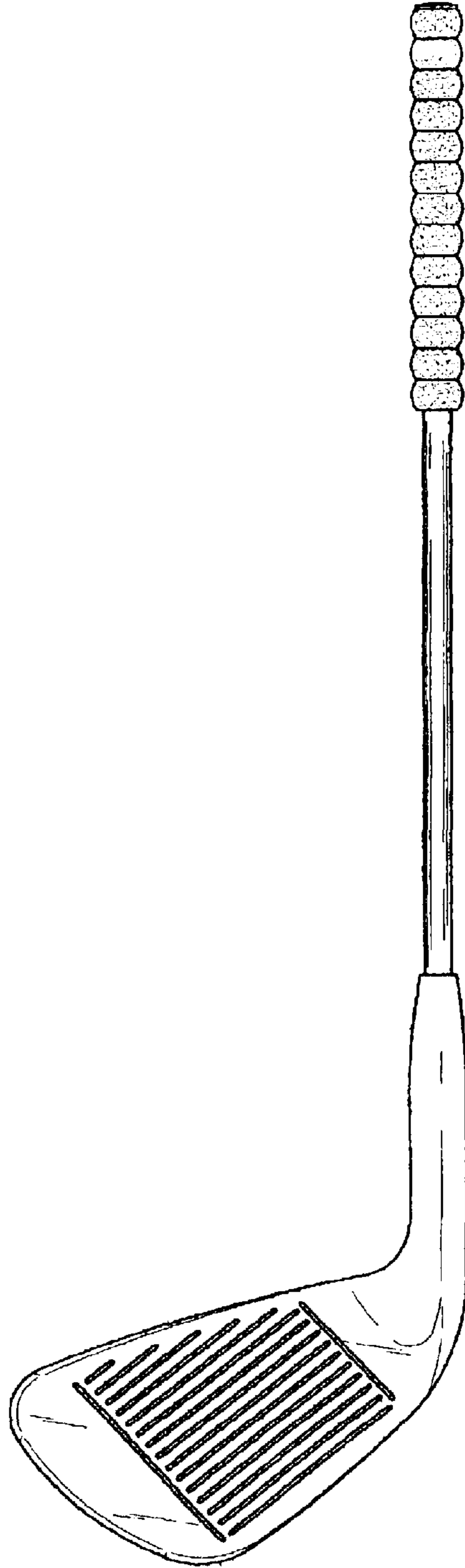


Fig. 1

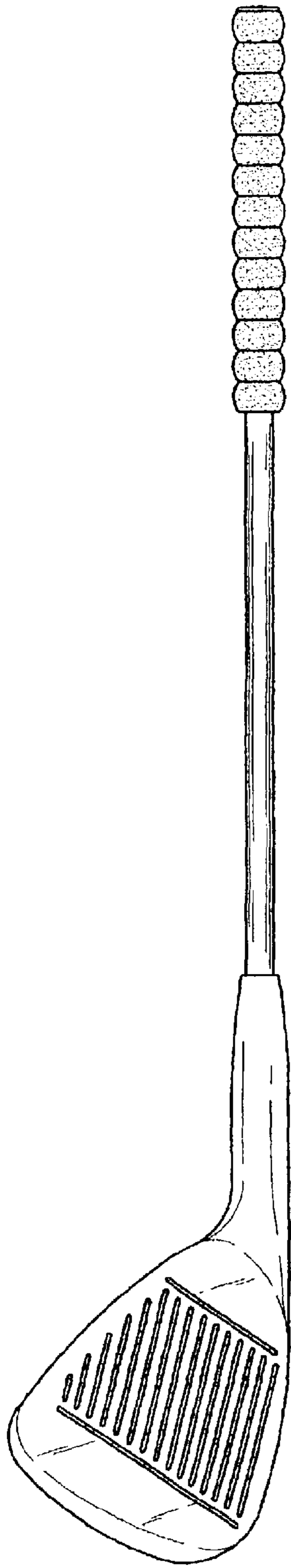


Fig. 3

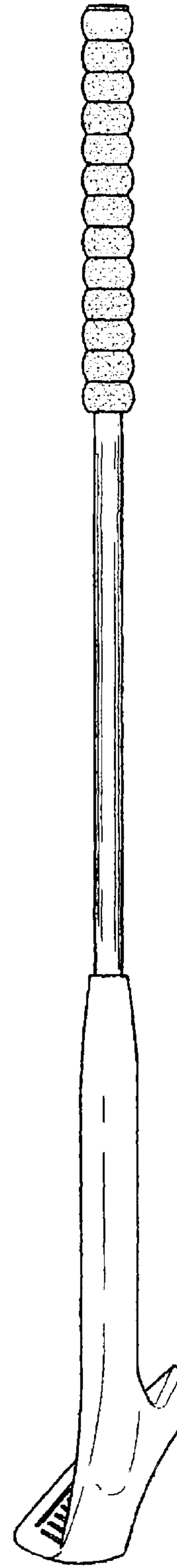


Fig. 4




Fig. 5




Fig. 6

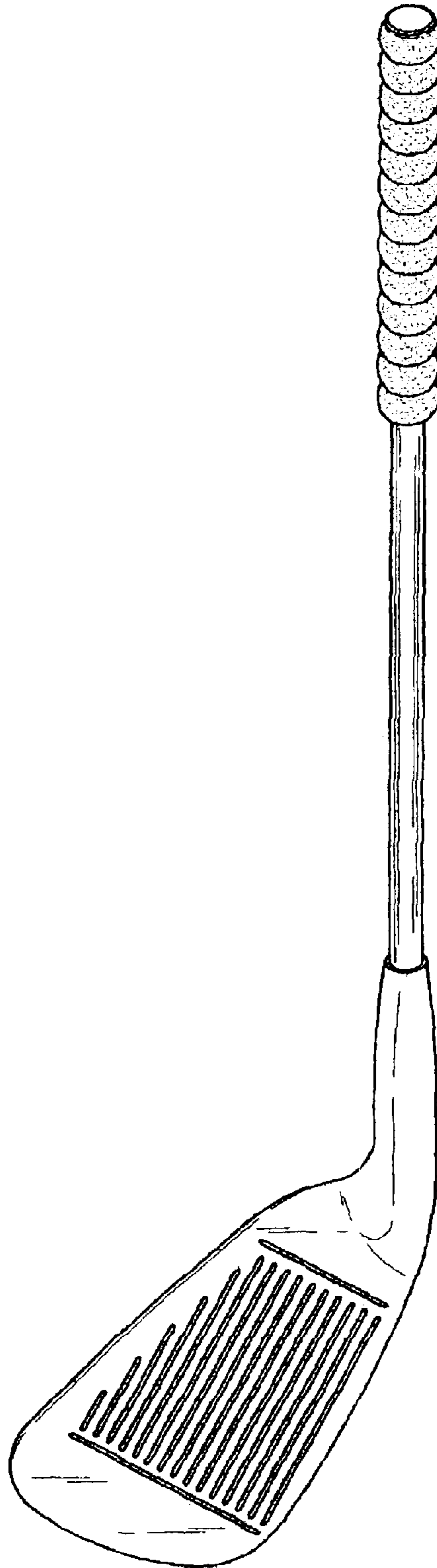


Fig. 7