



US00D525656S

(12) **United States Design Patent**
Yoshikawa

(10) **Patent No.:** **US D525,656 S**
(45) **Date of Patent:** **** Jul. 25, 2006**

(54) **FILING CASE**

(75) Inventor: **Toshiyuki Yoshikawa**, Nara-ken (JP)

(73) Assignee: **Kabushiki Kaisha Yoshikawakuni Kogyosho**, Nara-ken (JP)

(**) Term: **14 Years**

(21) Appl. No.: **29/177,139**

(22) Filed: **Mar. 4, 2003**

(51) **LOC (8) Cl.** **19-02**

(52) **U.S. Cl.** **D19/75**

(58) **Field of Classification Search** D19/65,
D19/75, 76, 77, 78, 90, 91, 95, 100; D3/201,
D3/206, 273, 284, 291, 294, 905; D6/632,
D6/633, 634; 206/215, 425; 211/10, 11, 45,
211/50; 312/183, 184, 185

See application file for complete search history.

(56) **References Cited**

U.S. PATENT DOCUMENTS

338,807	A	*	3/1886	Uhlich	206/425
921,822	A	*	5/1909	Gaul, Jr.	206/425
999,991	A	*	8/1911	Hargrave	D19/99
1,699,904	A	*	1/1929	Miller	206/425
1,994,159	A	*	3/1935	Wurzburg	206/425
3,320,008	A	*	5/1967	Godman	211/45
3,442,039	A	*	5/1969	Saizelet	D19/75
3,614,185	A	*	10/1971	Splan	D19/75
3,748,008	A	*	7/1973	Pryor	312/184
4,848,574	A	*	7/1989	Murphy et al.	211/50
D310,445	S	*	9/1990	Long et al.	D6/632
D310,752	S	*	9/1990	Long et al.	D6/632
D315,638	S	*	3/1991	Pennell	D19/75
D318,758	S	*	8/1991	Mervar et al.	D19/75

(Continued)

OTHER PUBLICATIONS

Card file cabinets, Ginn's Office Products catalogue, p. 208, 1984.*

Storage files, p. 176, Jacobs Gardner office products catalogue, 1990.*

Storage files, p. 179, Jacobs Gardner Office products catalogue, 1990.*

Storage files, p. 187, Jacobs Gardner Office products catalogue, 1990.*

Card files, p. 243, Jacobs Gardner Office products catalogue, 1990.*

Card cabinets, p. 244, Jacobs Gardner Office products catalogue, 1990.*

Card files, p. 148, Office Depot catalogue, Fall 2001.*

Primary Examiner—Janice E. Seeger

Assistant Examiner—T. Chase Nelson

(74) *Attorney, Agent, or Firm*—Vedder Price Kaufman & Kammholz

(57) **CLAIM**

The ornamental design for a filing case, as shown and described.

DESCRIPTION

FIG. 1 is a front view of a filing case showing my new design;

FIG. 2 is a rear view thereof;

FIG. 3 is a left side view thereof;

FIG. 4 is a right side view thereof;

FIG. 5 is a top plan view thereof;

FIG. 6 is a bottom plan view thereof;

FIG. 7 is a sectional view taken along line 7—7 in FIG. 1 thereof;

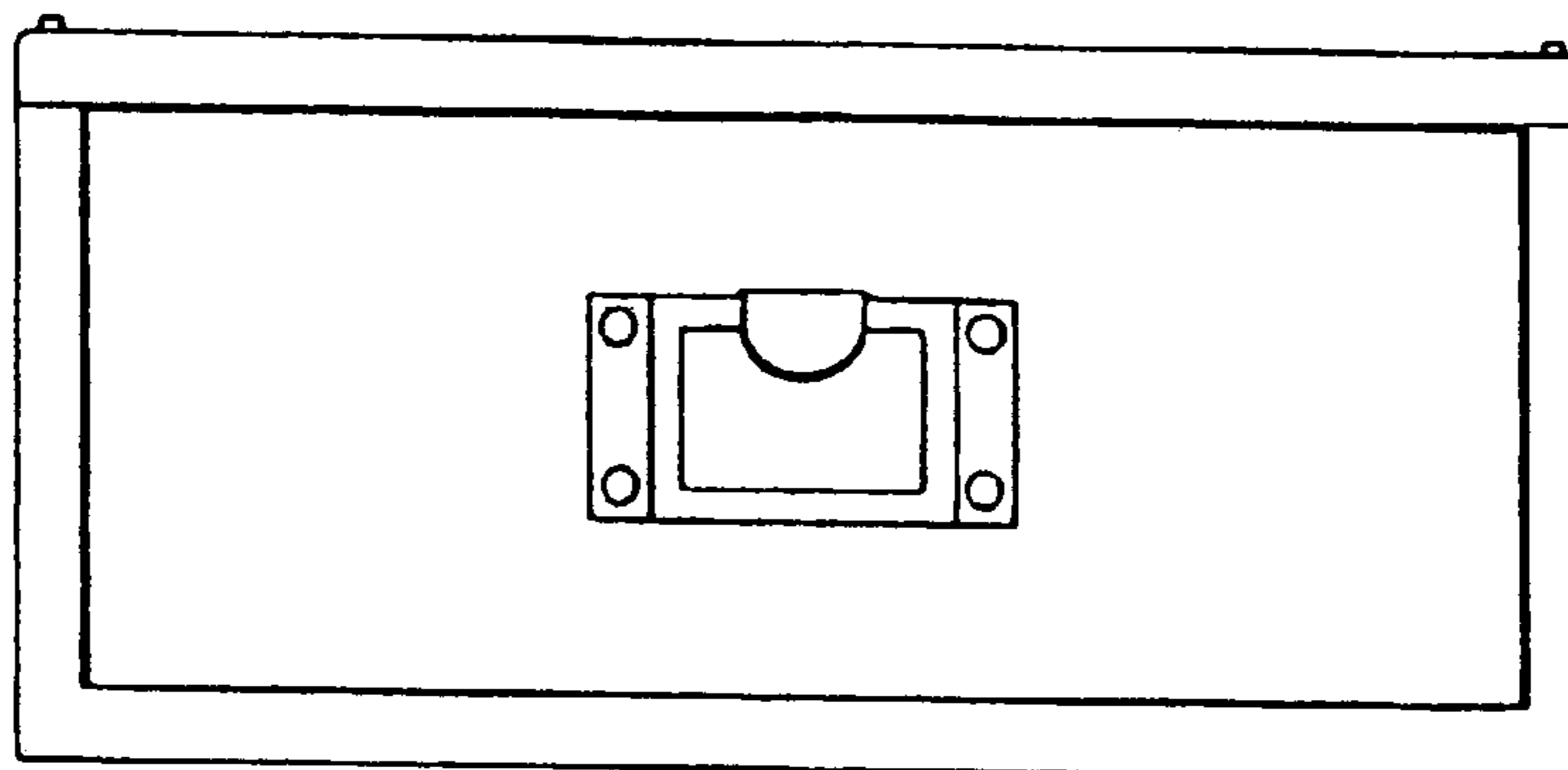
FIG. 8 is a sectional view taken along line 8—8 in FIG. 3 thereof;

FIG. 9 is a sectional view taken along line 9—9 in FIG. 1 thereof; and,

FIG. 10 is a sectional view like that shown in FIG. 8, but showing the filing case in condition of use, it being understood that the broken line showing of environmental structure is for illustrative purposes only and forms no part of the claimed design.

The present invention is a filing case in which A-4 size papers and the like are filed.

1 Claim, 4 Drawing Sheets



US D525,656 S


Page 2

U.S. PATENT DOCUMENTS


D327,091 S	*	6/1992	Ancona et al.	D19/75
D327,705 S	*	7/1992	Aaldenberg et al.	D19/75
D327,913 S	*	7/1992	Ancona et al.	D19/75
D336,427 S	*	6/1993	Mainiero	D3/273
D337,653 S	*	7/1993	Hassel et al.	D19/75
D339,062 S	*	9/1993	Williams	D3/273
5,285,900 A	*	2/1994	Swingler	206/425
D352,859 S	*	11/1994	Kirchner et al.	D19/76
D387,606 S	*	12/1997	Hsu	D6/632
D390,265 S	*	2/1998	Cheris et al.	D19/75
5,996,794 A	*	12/1999	Popovich	206/425
D423,586 S	*	4/2000	Kurata	D19/75
D425,115 S	*	5/2000	Weber et al.	D19/75
6,352,157 B1	*	3/2002	Srinivasan	206/425
D461,120 S	*	8/2002	Ostro	D3/284
D462,171 S	*	9/2002	Elabour	D3/294
D474,688 S	*	5/2003	Litts	D3/284
D483,965 S	*	12/2003	Cassel	D19/75
D496,530 S	*	9/2004	Wolf	D3/273
D500,205 S	*	12/2004	DeCarlo et al.	D3/273
D503,024 S	*	3/2005	Perella et al.	D3/284
D504,038 S	*	4/2005	Perella et al.	D6/446
D504,039 S	*	4/2005	Perella et al.	D6/446
2005/0006992 A1	*	1/2005	Semple	312/184

* cited by examiner

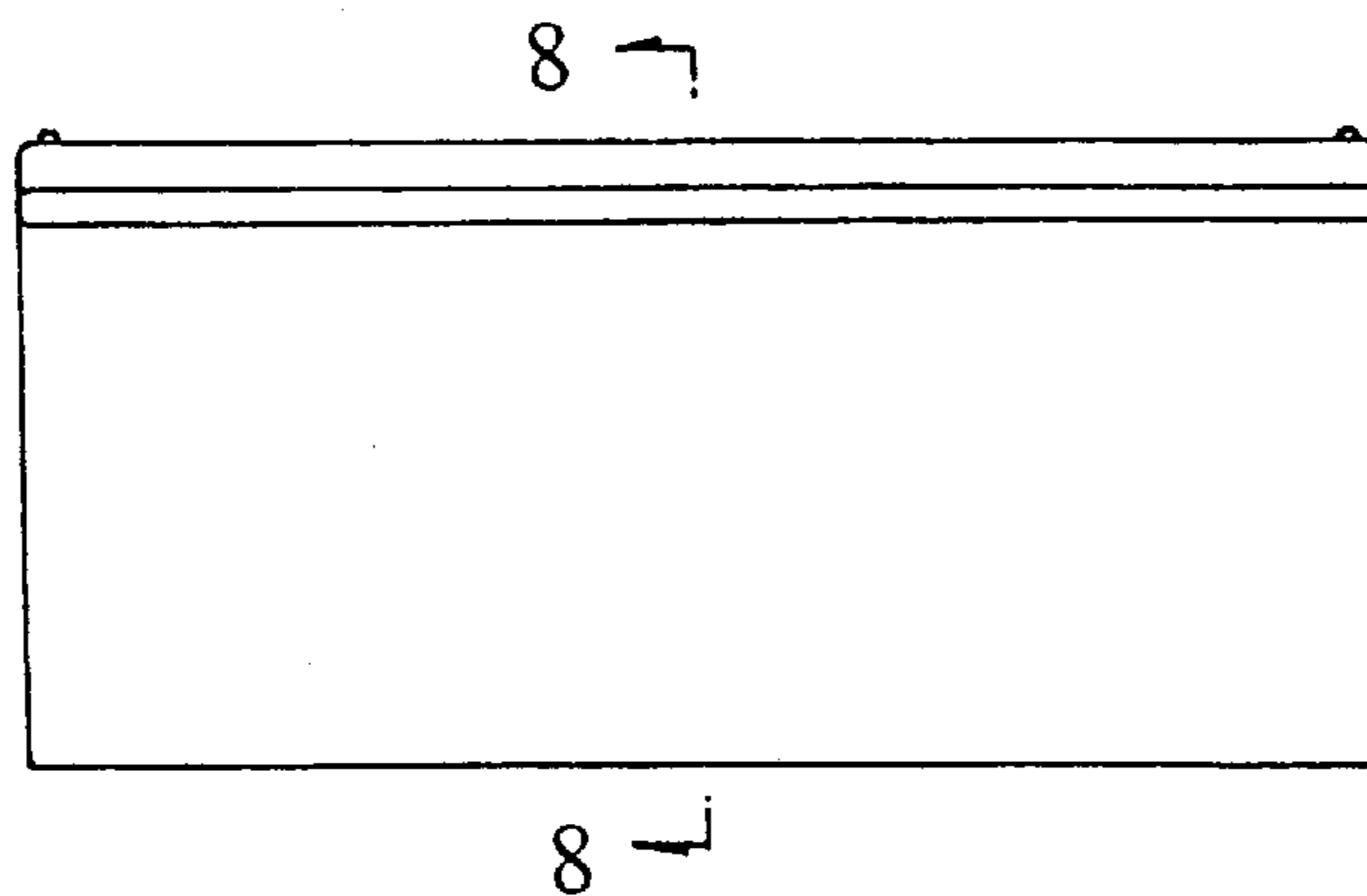
F i g . 1



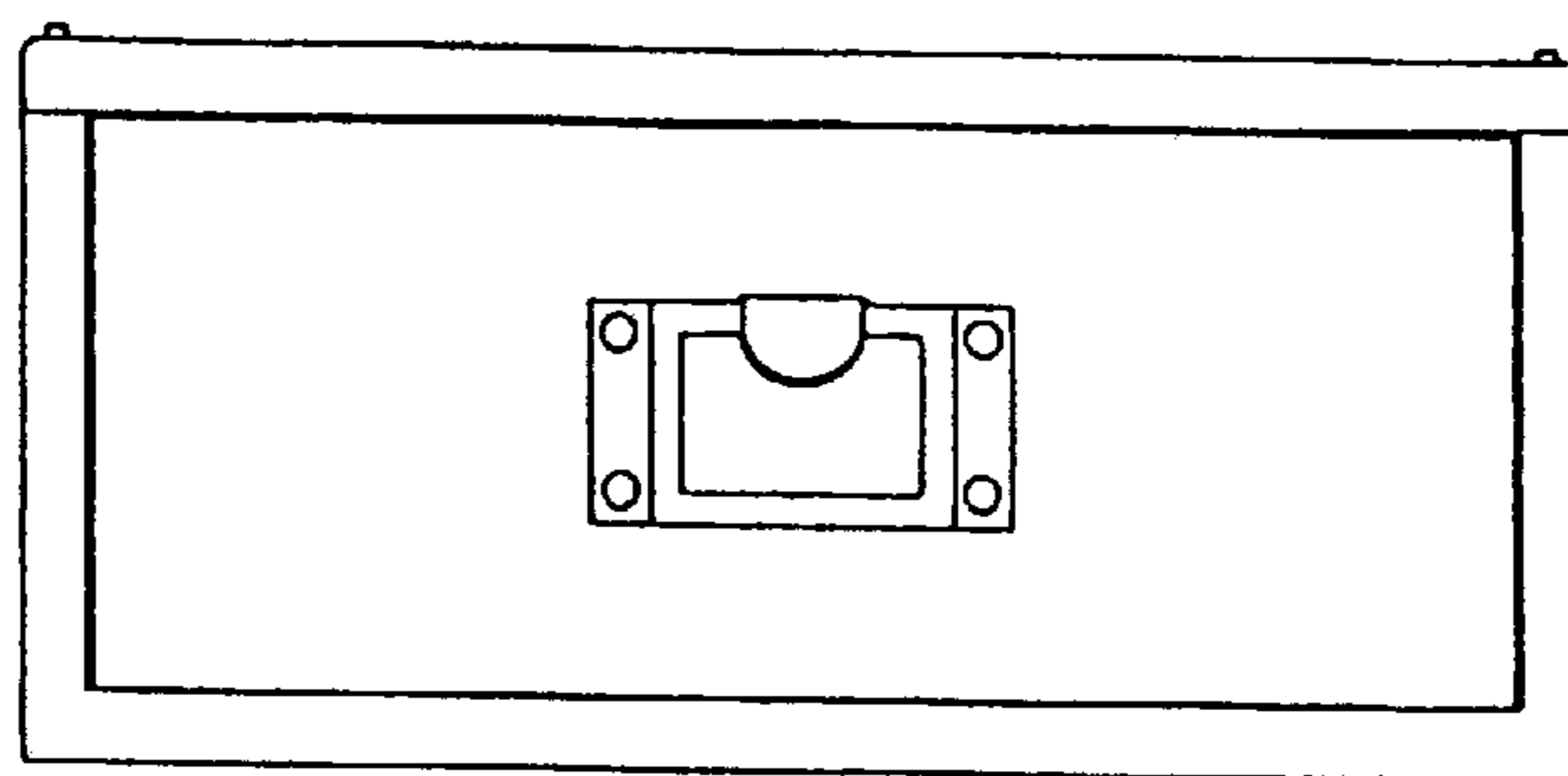
F i g . 2




F i g . 3




F i g . 4




F i g . 5



F i g . 6



F i g . 7



F i g . 8

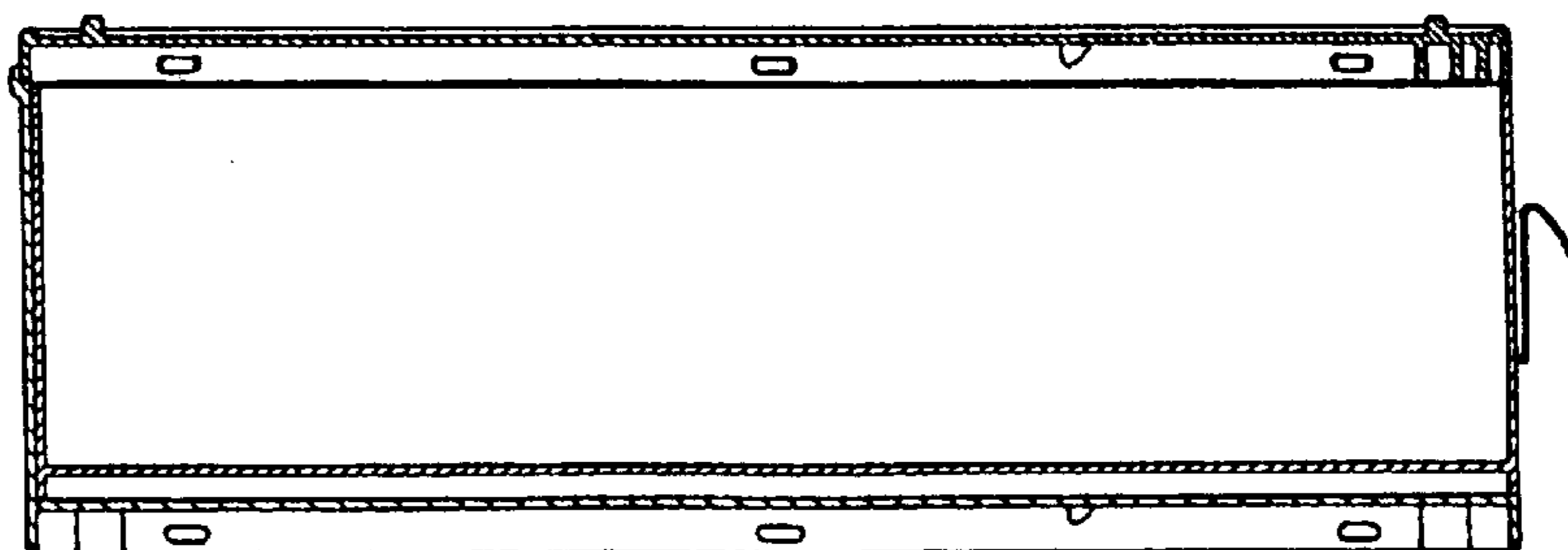


Fig. 9




Fig. 10

