



US00D525653S

(12) **United States Design Patent**
Allard et al.

(10) **Patent No.:** **US D525,653 S**

(45) **Date of Patent:** **** *Jul. 25, 2006**

(54) **TRANSPARENT CARD WITH AN ANTENNA AND A BLUE RECTANGLE**

(75) Inventors: **Lee A. Allard**, Uckfield (GB); **David S. Bonalle**, New Rochelle, NY (US); **Gail A. Francolini**, New York, NY (US); **Ellen Lasch**, New York, NY (US); **Leigh Malnati**, Mountain Lakes, NJ (US); **Sue Mueller**, Phoenix, AZ (US); **Zarita Norcross**, Glendale, AZ (US); **Danielle R. Nulle**, Atlantic Highlands, NJ (US); **Steven Rank**, New York, NY (US); **Lisa Skilling-Belmond**, New York, NY (US); **Lisa Webb**, Darien, CT (US)

(73) Assignee: **American Express Travel Related Services Company, Inc.**, New York, NY (US)

(*) Notice: This patent is subject to a terminal disclaimer.

(**) Term: **14 Years**

(21) Appl. No.: **29/217,592**

(22) Filed: **Nov. 18, 2004**

Related U.S. Application Data

(63) Continuation-in-part of application No. 29/206,930, filed on Jun. 3, 2004, now Pat. No. Des. 507,598.

(51) **LOC (8) Cl.** **19-08**

(52) **U.S. Cl.** **D19/9**

(58) **Field of Classification Search** D14/436-438; D19/1, 2, 8-11; D20/22, 27, 40; 40/625, 40/626; 235/380, 382, 449, 487, 492, 493; 257/679; 336/200

See application file for complete search history.

(56) **References Cited**

U.S. PATENT DOCUMENTS

D387,802 S * 12/1997 Finkelstein et al. D19/10

6,095,424 A * 8/2000 Prancz 235/492
6,127,989 A * 10/2000 Kunz 235/449
D442,629 S * 5/2001 Webb et al. D19/9
D447,515 S * 9/2001 Faenza et al. D19/9
6,371,378 B1 * 4/2002 Brunet et al. 235/492
6,380,614 B1 * 4/2002 Higuchi et al. 257/679
6,412,702 B1 * 7/2002 Ishikawa et al. 235/492
6,724,103 B1 * 4/2004 Parrault 235/492
2002/0089405 A1 * 7/2002 Jitaru 336/200
2003/0213849 A1 * 11/2003 Luu 235/492
2004/0245347 A1 * 12/2004 Shibamoto et al. 235/492

* cited by examiner

Primary Examiner—Robert A. Delehanty

Assistant Examiner—Mark Cavanna

(74) *Attorney, Agent, or Firm*—Snell & Wilmer L.L.P.

(57) **CLAIM**

The ornamental design for a transparent card with an antenna and a blue rectangle, as shown and described.

DESCRIPTION

FIG. 1 is a perspective view of a transparent card with an antenna and a blue rectangle showing our new design. The drawing is lined for color;

FIG. 2 is a top plan view of the card of FIG. 1. The drawing is lined for color;

FIG. 3 is a bottom plan view of the card of FIG. 1. The drawing is lined for color;

FIG. 4 is a right side elevational view thereof;

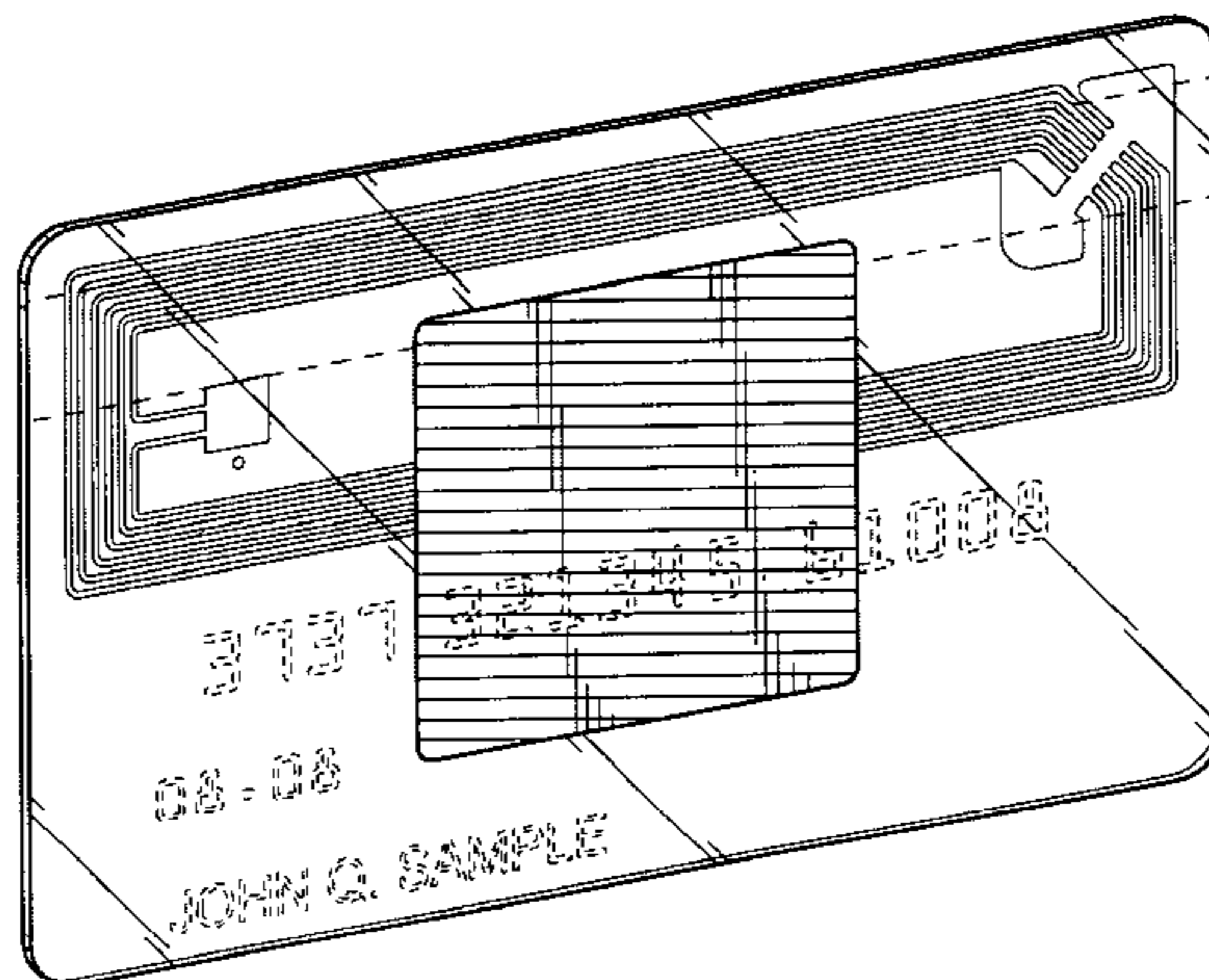
FIG. 5 is a left side elevational view thereof;

FIG. 6 is a front elevational view thereof; and,

FIG. 7 is a rear elevational view thereof.

The numerals, indicia and strip depicted by means of broken lines in the drawings are shown for illustrative purposes only and form no part of the claimed design.

1 Claim, 3 Drawing Sheets



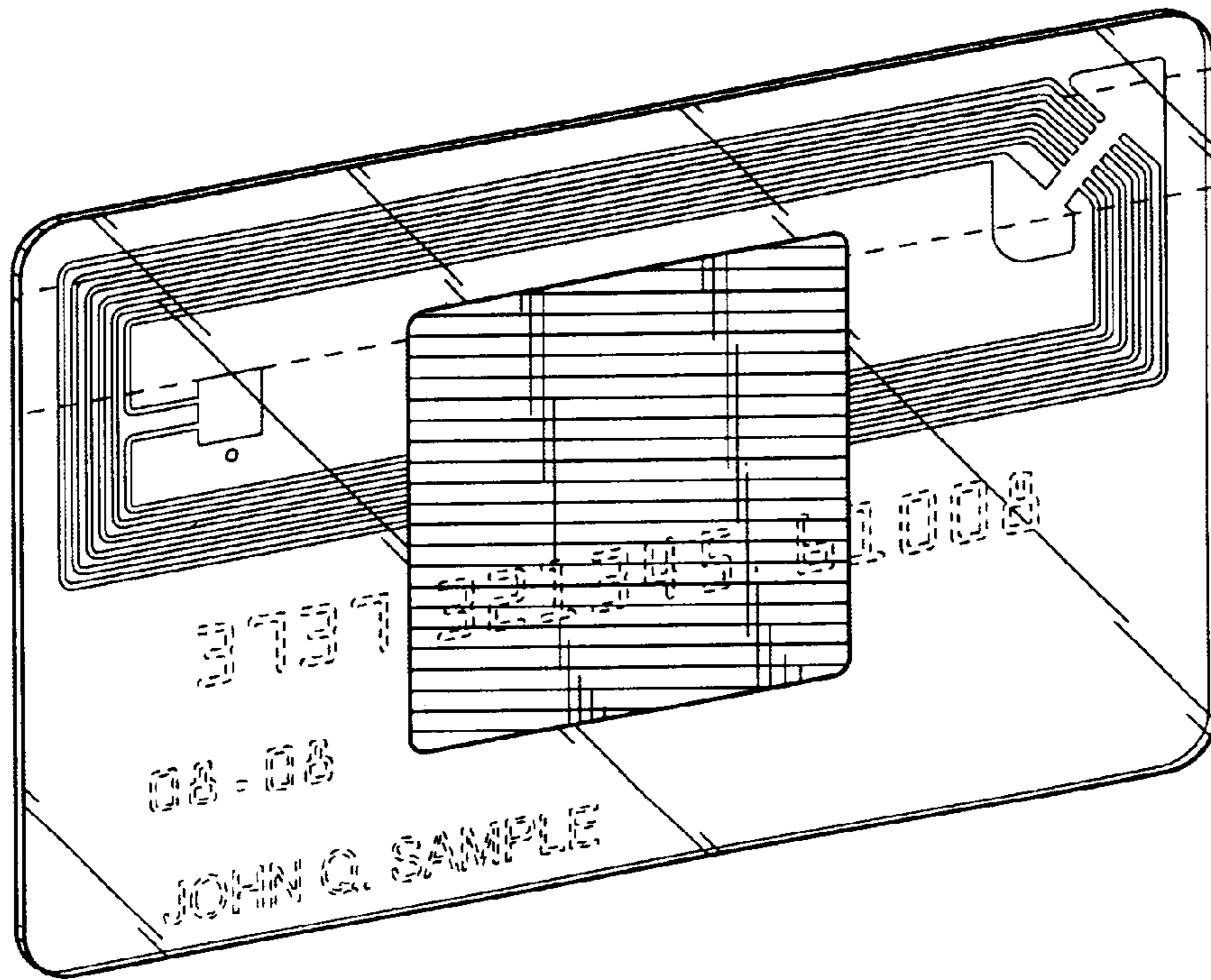


FIG.1

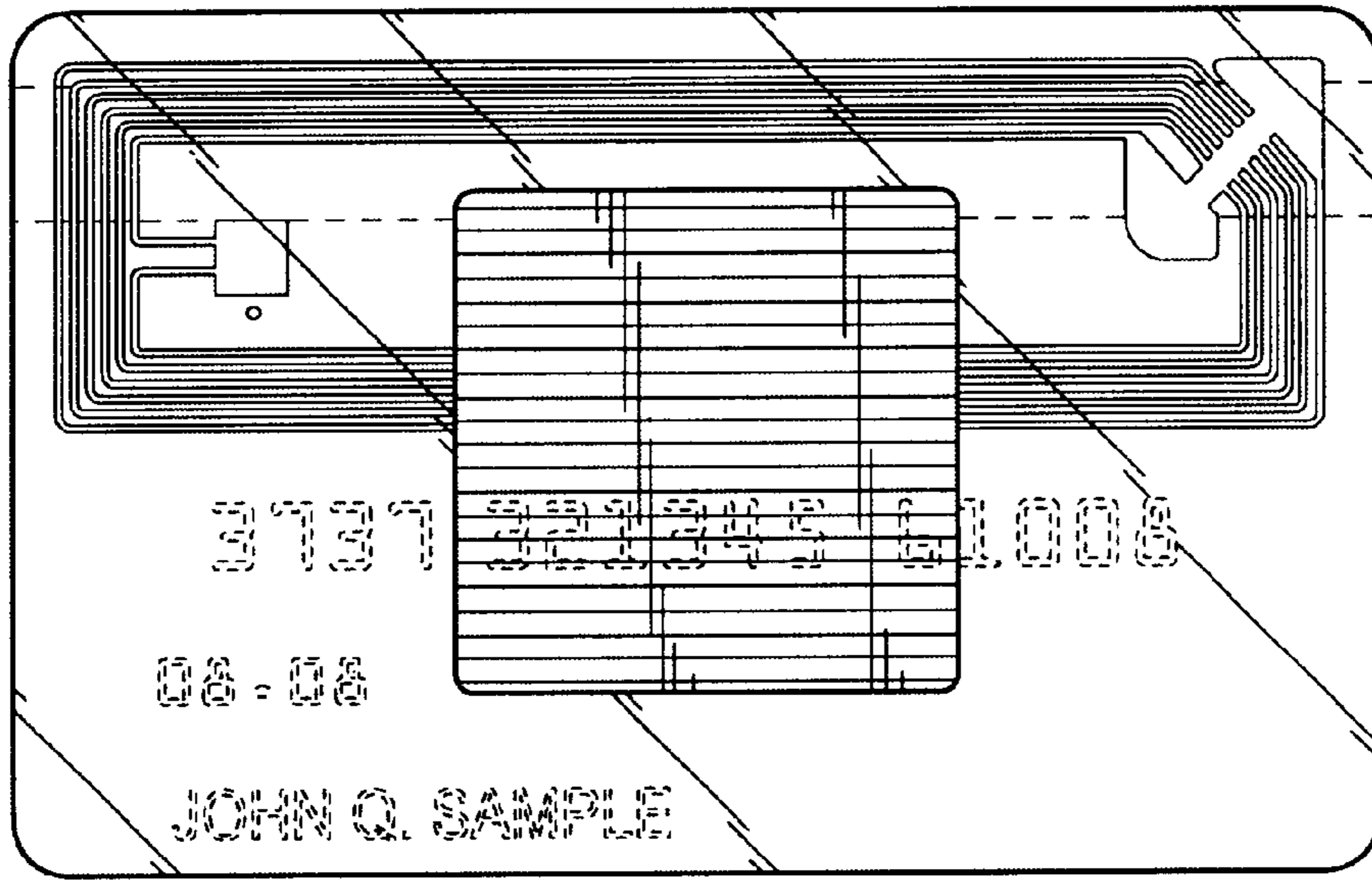


FIG. 2

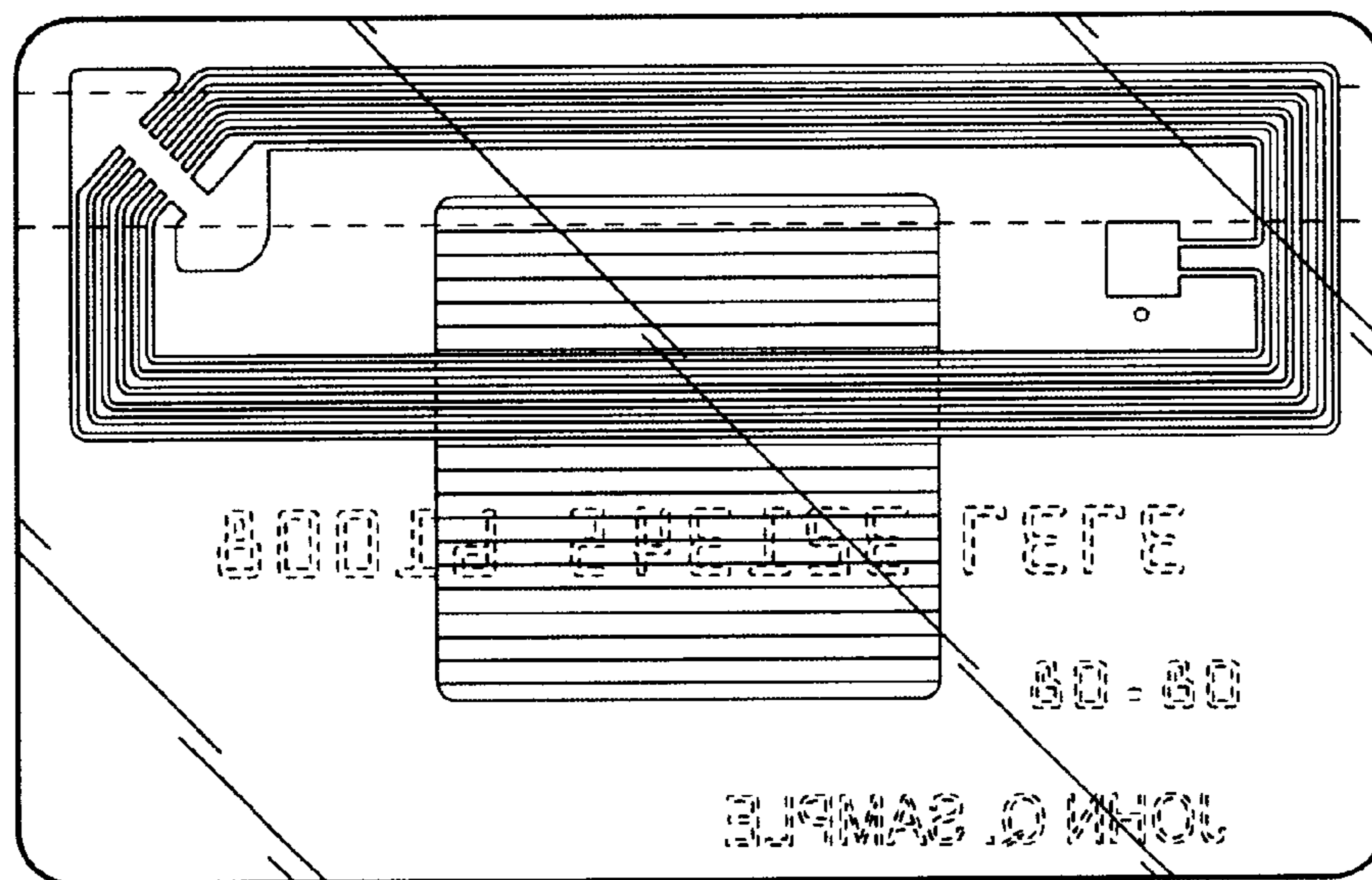


FIG. 3



FIG.4



FIG.5

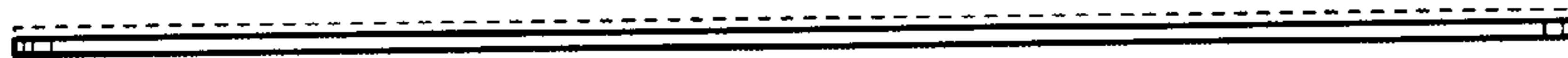


FIG.6




FIG.7