



US00D525621S

(12) **United States Design Patent**
Hirota

(10) **Patent No.:** **US D525,621 S**

(45) **Date of Patent:** **** *Jul. 25, 2006**

(54) **TABLET**

(75) Inventor: **Masuo Hirota**, Kitakasushika-gun (JP)

(73) Assignee: **Wacom Co., Ltd.**, Saitama-ken (JP)

(*) Notice: This patent is subject to a terminal disclaimer.

(**) Term: **14 Years**

(21) Appl. No.: **29/222,112**

(22) Filed: **Jan. 27, 2005**

(30) **Foreign Application Priority Data**

Jul. 29, 2004 (JP) 2004-022690

(51) **LOC (8) Cl.** **14-02**

(52) **U.S. Cl.** **D14/346**

(58) **Field of Classification Search** D14/341-346,
D14/373, 389; D19/26, 59, 60; 345/1.1, 156,
345/169, 173; 349/12; 178/18.03; 434/307 R,
434/308, 309, 317; 361/680-686

See application file for complete search history.

(56) **References Cited**

U.S. PATENT DOCUMENTS

D284,084 S * 6/1986 Ferrara, Jr. D14/389

D319,434 S * 8/1991 Lund D14/341
D346,366 S * 4/1994 Kim et al. D14/342
D362,662 S * 9/1995 Baudot D14/389
D395,639 S * 6/1998 Ham et al. D14/389
D410,636 S * 6/1999 Arthur et al. D14/341
D461,802 S * 8/2002 Tu D14/341
D487,742 S * 3/2004 Huang et al. D14/341
6,781,824 B1 * 8/2004 Krieger et al. 361/683
2003/0223185 A1 * 12/2003 Doczy et al. 361/680

* cited by examiner

Primary Examiner—Freda S. Nunn

(74) *Attorney, Agent, or Firm*—Berenato, White & Stavish, LLC

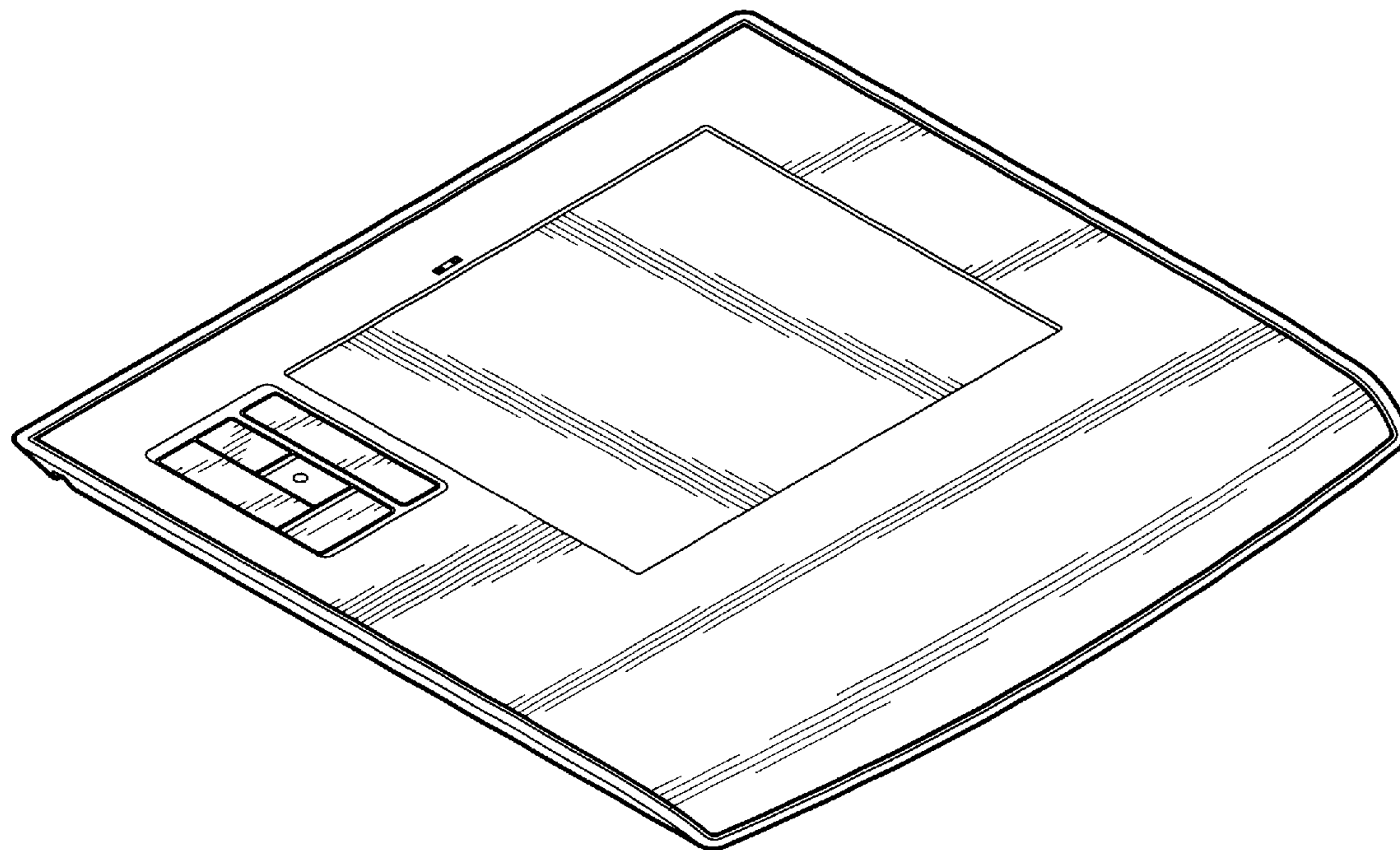
(57) **CLAIM**

I claim, the ornamental design for a tablet, as shown and described.

DESCRIPTION

FIG. 1 is a top perspective view of my new tablet;
FIG. 2 is a top plan view;
FIG. 3 is a bottom plan view;
FIG. 4 is a left side elevational view;
FIG. 5 is a right side elevational view;
FIG. 6 is a rear elevational view; and,
FIG. 7 is a front elevational view.

1 Claim, 5 Drawing Sheets



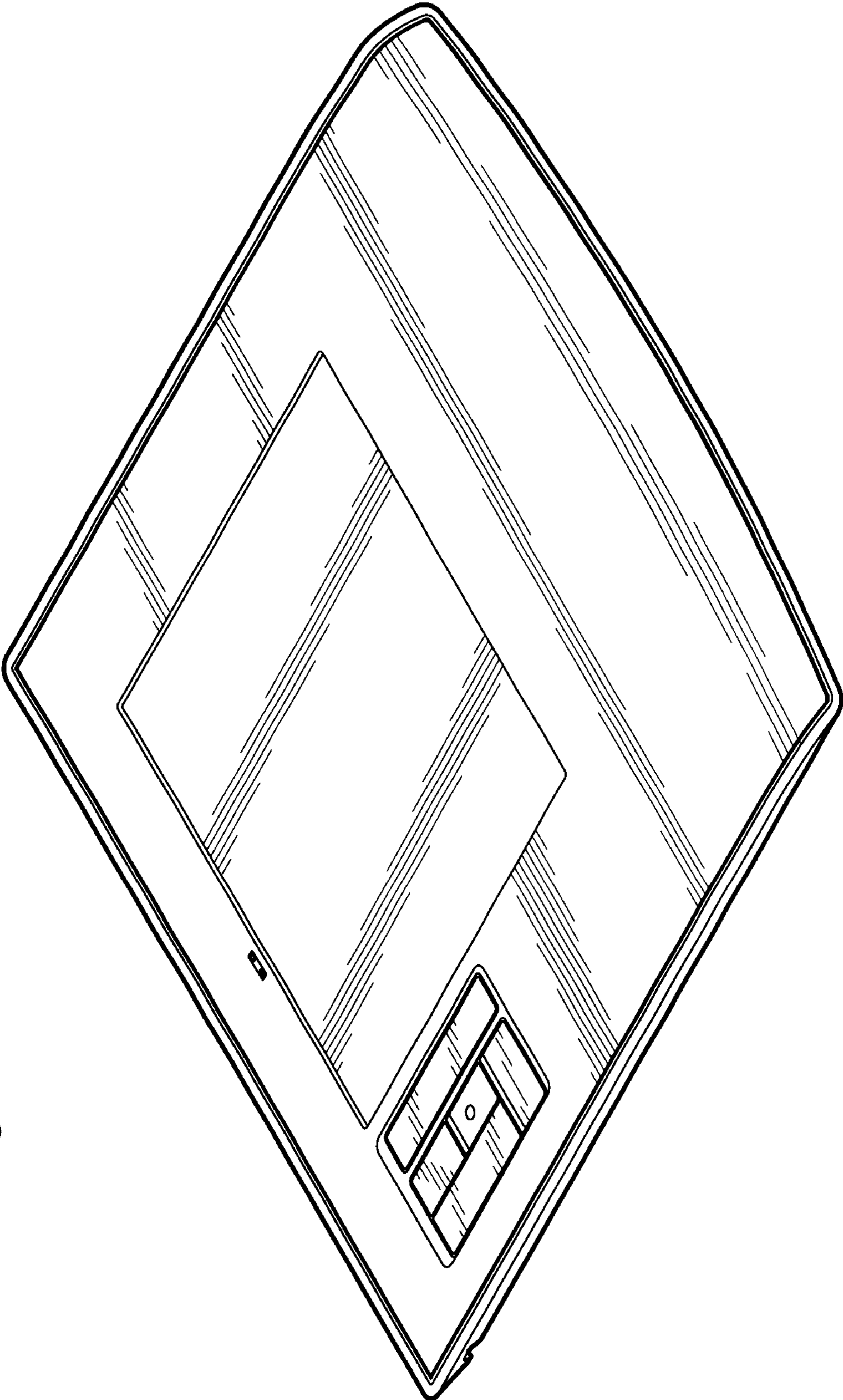


Fig. 1

Fig. 2

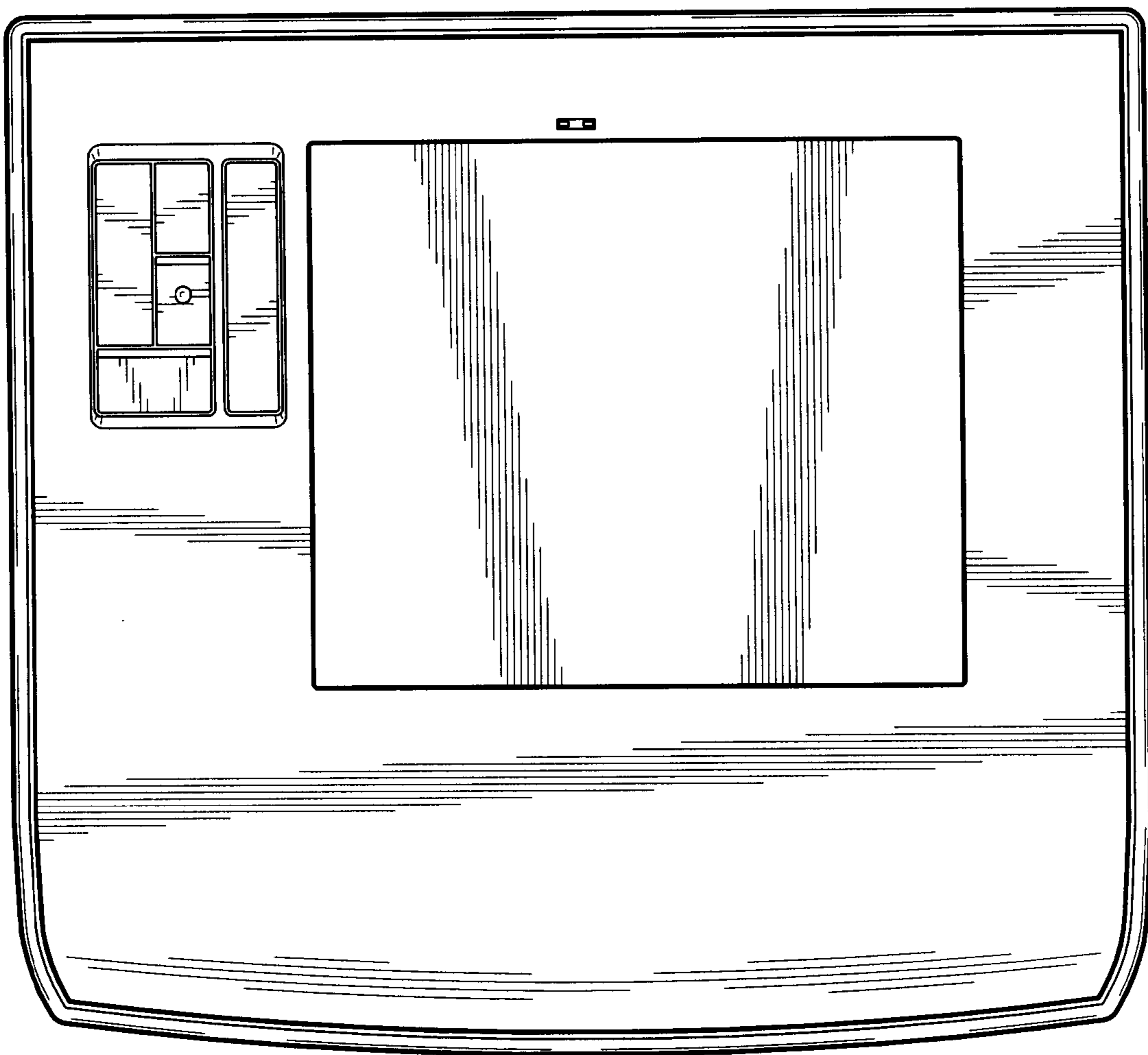


Fig. 3

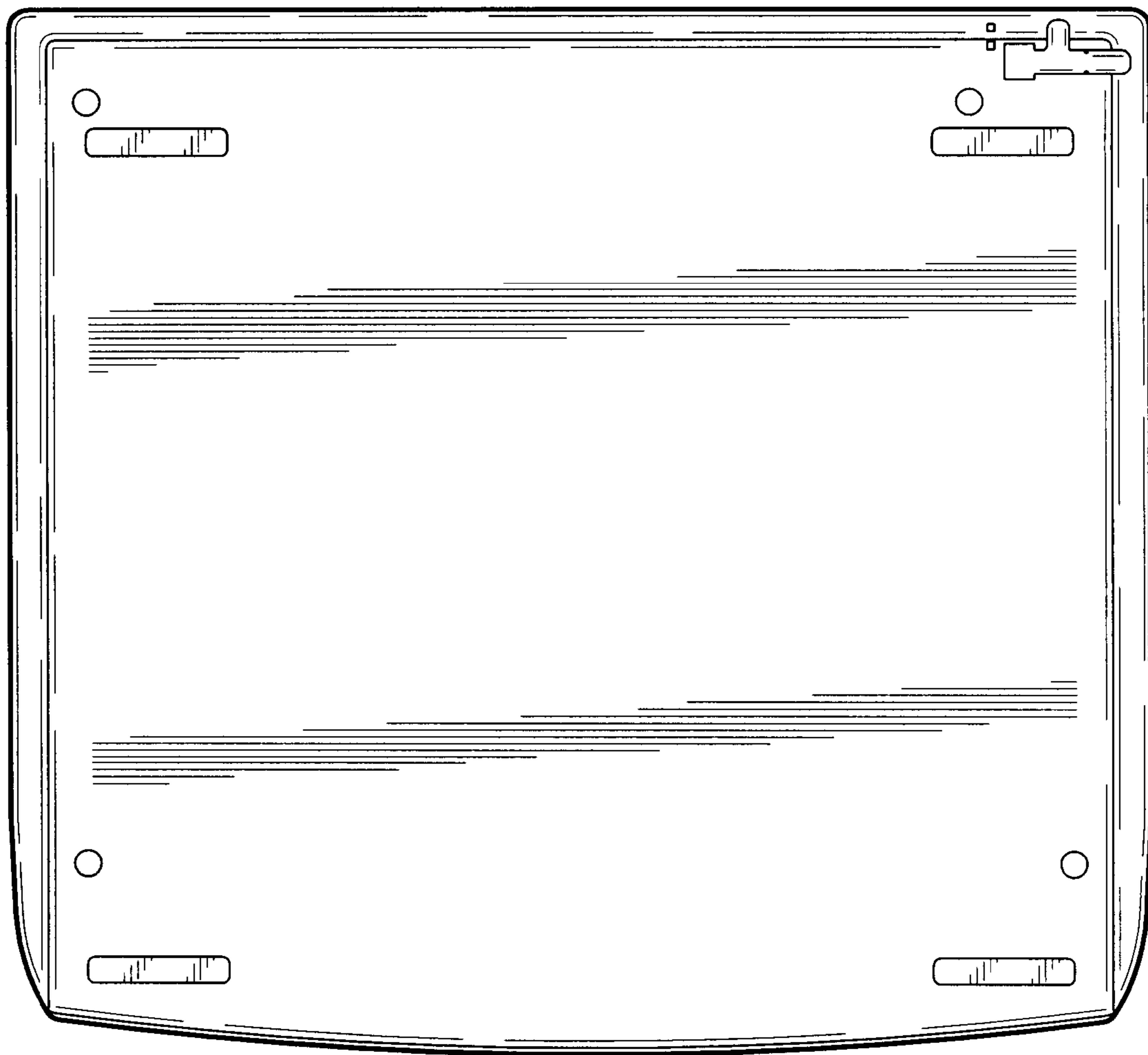


Fig. 4



Fig. 5



Fig. 6





Fig. 7



UNITED STATES PATENT AND TRADEMARK OFFICE
Certificate

Patent No. D. 525,621 S

Patented: July 25, 2006

On petition requesting issuance of a certificate for correction of inventorship pursuant to 35 U.S.C. 256, it has been found that the above identified patent, through error and without any deceptive intent, improperly sets forth the inventorship.

Accordingly, it is hereby certified that the correct inventorship of this patent is: Alf Hackenberg, Muenchen (DE); and Martin Langkau, Lueneburg (DE).

Signed and Sealed this Twenty-second Day of November 2011.

CATHRON C. BROOKS
Supervisory Patent Examiner
Art Unit 2911
Technology Center 2900