



US00D525613S

(12) **United States Design Patent**
Masui

(10) **Patent No.:** **US D525,613 S**
(45) **Date of Patent:** **** Jul. 25, 2006**

(54) **AUDIO AMPLIFIER**
(75) Inventor: **Isao Masui**, Nishitokyo (JP)
(73) Assignee: **Suzuki Mechatronics Yugengaisha**,
Tokyo (JP)
(**) Term: **14 Years**

D255,793 S * 7/1980 Jenkins D14/164
4,266,092 A * 5/1981 Barker, III 381/305
4,571,555 A * 2/1986 Sigmon et al. 331/56
4,656,438 A * 4/1987 Levinson 330/287
5,285,500 A * 2/1994 Mantz 381/86
D371,787 S * 7/1996 Sohn D14/188
D416,903 S * 11/1999 Kizawa D14/188
D500,488 S * 1/2005 Uehara et al. D14/188
D500,490 S * 1/2005 Zeitman D14/188

(21) Appl. No.: **29/210,714**
(22) Filed: **Aug. 2, 2004**
(30) **Foreign Application Priority Data**

May 26, 2004 (JP) 2004-015453

(51) **LOC (8) Cl.** **14-01**
(52) **U.S. Cl.** **D14/188**
(58) **Field of Classification Search** D14/188,
D14/179, 192-198, 299, 265; 455/343-351;
330/1 R, 3, 4, 250, 287, 62, 145; 381/161;
181/148

See application file for complete search history.

(56) **References Cited**

U.S. PATENT DOCUMENTS

3,091,736 A * 5/1963 Germain 455/90.3
3,813,608 A * 5/1974 Weiner et al. 330/287
3,931,867 A * 1/1976 Janszen 181/155

* cited by examiner

Primary Examiner—Prabhakar Deshmukh
(74) *Attorney, Agent, or Firm*—Darby & Darby


(57) **CLAIM**

The ornamental design for an audio amplifier, as shown and described.

DESCRIPTION

FIG. 1 is a front view of my new design for an audio amplifier;
FIG. 2 is a rear view thereof;
FIG. 3 is a top plan view thereof;
FIG. 4 is a bottom plan view thereof;
FIG. 5 is a right side view thereof;
FIG. 6 is a left side view thereof; and,
FIG. 7 is a front perspective view thereof.

1 Claim, 7 Drawing Sheets






FIGURE 1




FIGURE 2




FIGURE 3




FIGURE 4




FIGURE 5




FIGURE 6




FIGURE 7