

US00D525573S

(12) **United States Design Patent**
Young

(10) **Patent No.:** **US D525,573 S**

(45) **Date of Patent:** **** Jul. 25, 2006**

(54) **STEERING WHEEL OF A TRUCK VEHICLE**

(75) Inventor: **Bryan Young**, Fort Wayne, IN (US)

(73) Assignee: **International Truck and Engine Corporation Canada**, Warrenville, IL (US)

(**) Term: **14 Years**

(21) Appl. No.: **29/233,104**

(22) Filed: **Jun. 27, 2005**

(51) **LOC (8) Cl.** **12-16**

(52) **U.S. Cl.** **D12/176**

(58) **Field of Classification Search** D12/175-177;
74/552, 558, 558.5

See application file for complete search history.

(56) **References Cited**

U.S. PATENT DOCUMENTS

D424,488 S	*	5/2000	Thorpe	D12/176
D440,914 S	*	4/2001	Pfeiffer	D12/176
D460,031 S	*	7/2002	Montijo	D12/176

D466,059 S * 11/2002 Pfeiffer et al. D12/176

D467,529 S * 12/2002 Ramos et al. D12/176

D472,858 S * 4/2003 Pfeiffer et al. D12/176

D475,665 S * 6/2003 Pfeiffer et al. D12/176

D476,930 S * 7/2003 Sieghart D12/176

D483,305 S * 12/2003 Okumura D12/176

D499,054 S * 11/2004 Pfeiffer D12/176

D503,665 S * 4/2005 Pfeiffer et al. D12/176

* cited by examiner

Primary Examiner—Melody N. Brown

(74) *Attorney, Agent, or Firm*—Jeffrey P. Calfa; Gerald W. Askew; Dennis Kelly Sullivan

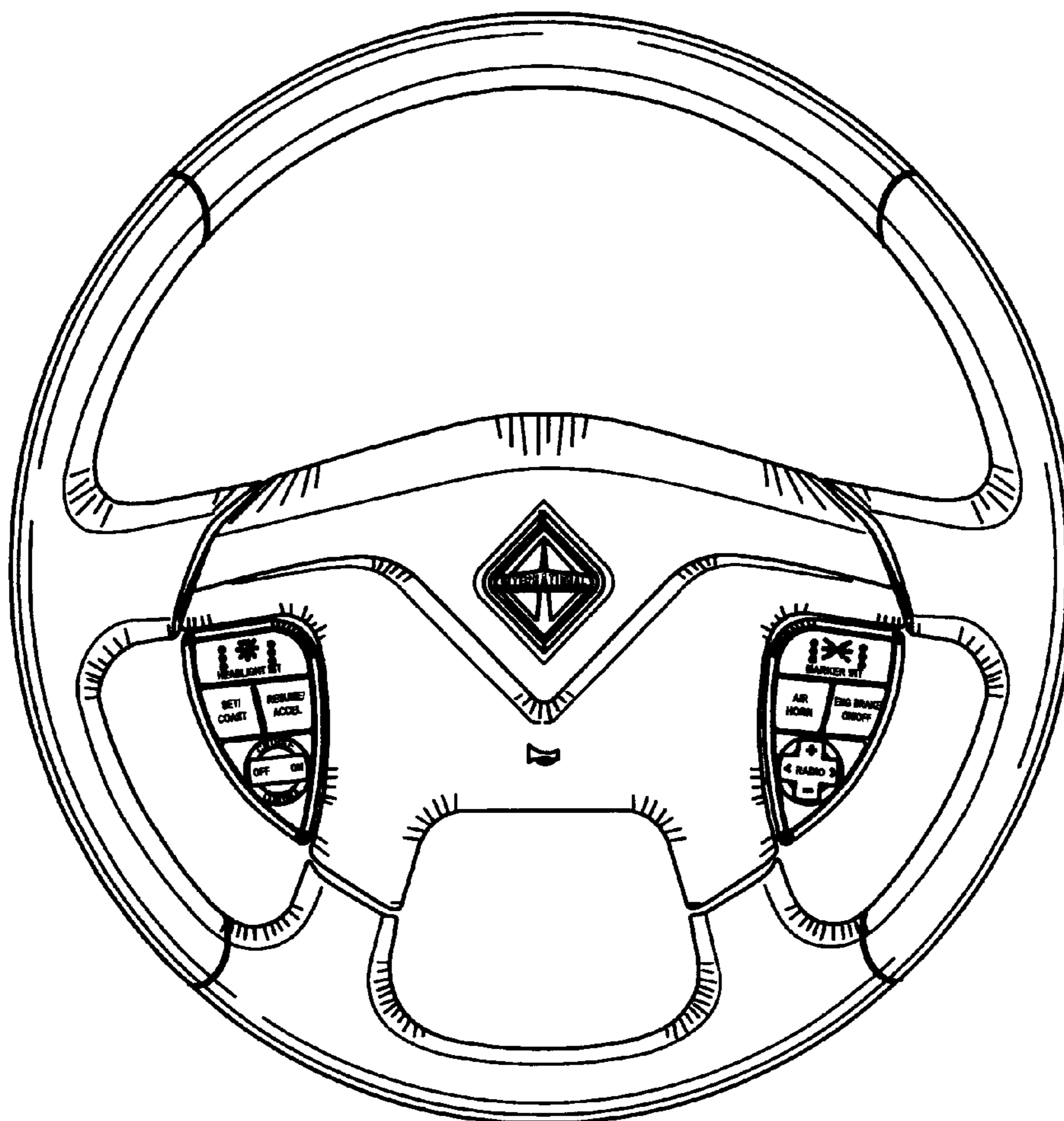
(57) **CLAIM**

The ornamental design for a steering wheel of a truck vehicle, as shown and described.

DESCRIPTION

FIG. 1 is a left, front perspective view of a steering wheel of a truck vehicle showing my new design; FIG. 2 is a right view thereof; and, FIG. 3 is a front view thereof.

1 Claim, 2 Drawing Sheets



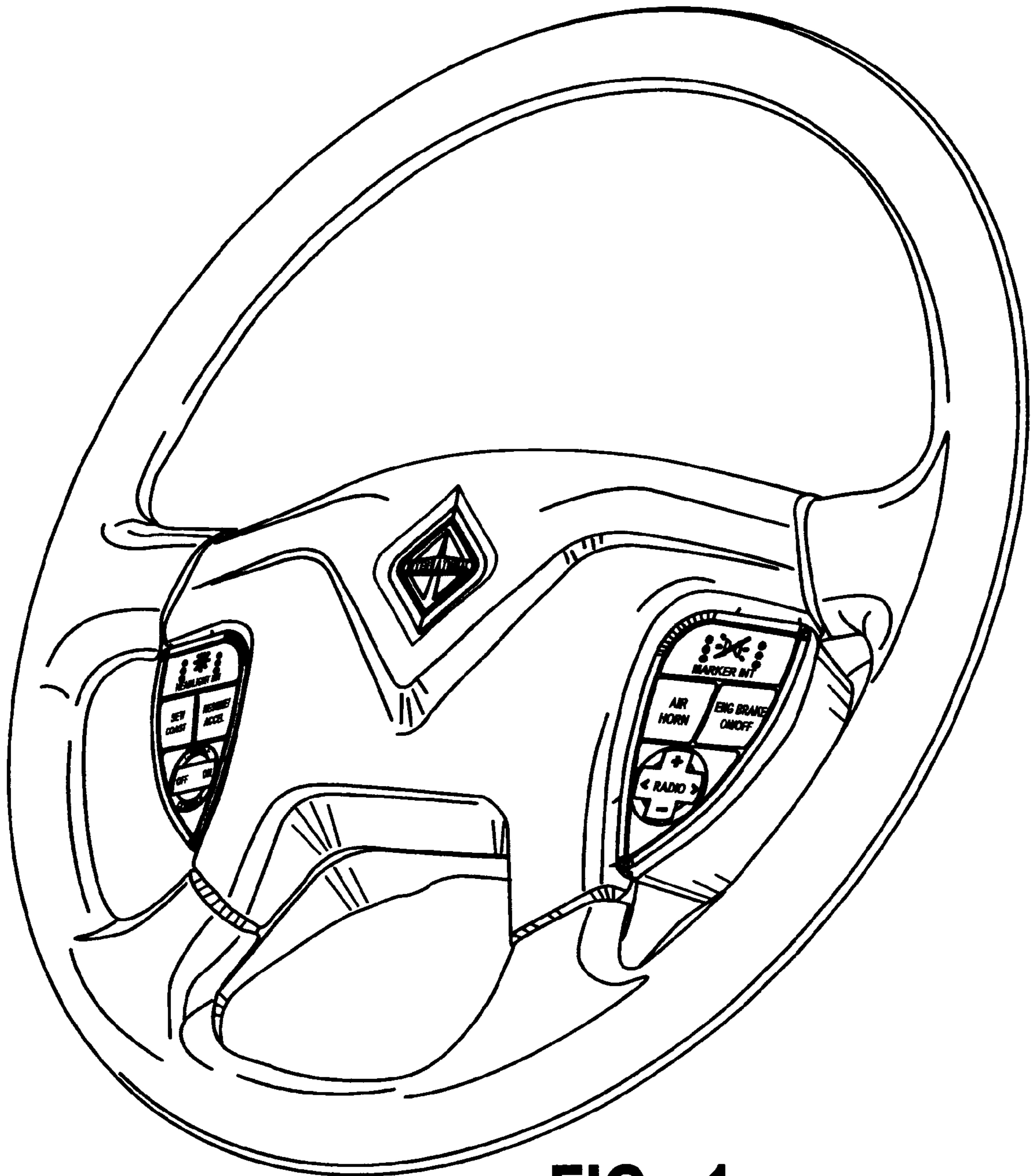


FIG. 1




FIG. 2

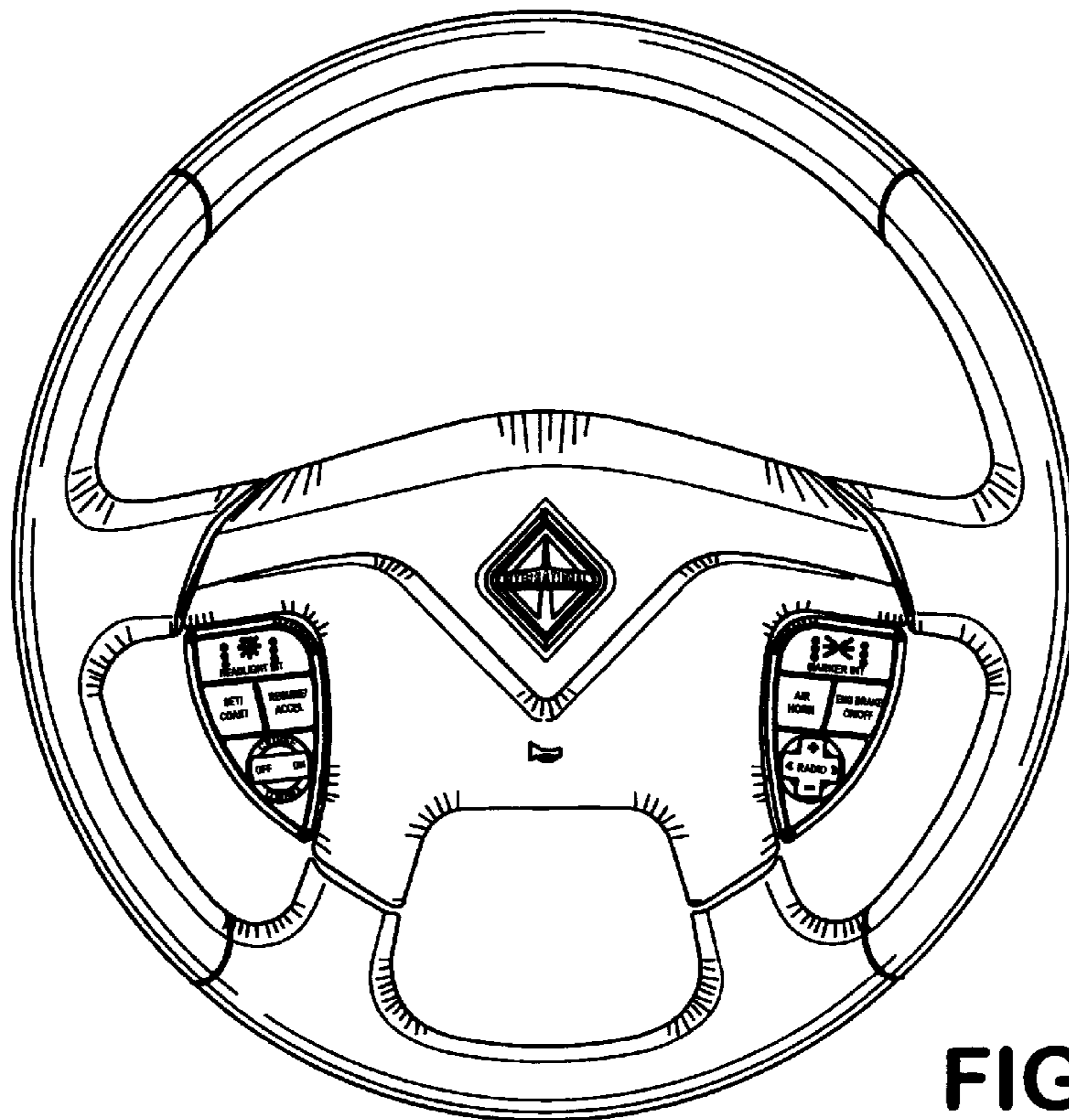


FIG. 3