

US00D525567S

(12) **United States Design Patent**
Beigel et al.

(10) **Patent No.:** **US D525,567 S**

(45) **Date of Patent:** **** Jul. 25, 2006**

(54) **ROOF OF A TRUCK VEHICLE**

(75) Inventors: **David J. Beigel**, Payne, OH (US); **Kris K. Timmerman**, Huntertown, IN (US); **Ronald F. Mitchell**, Taylor, MI (US)

(73) Assignee: **International Truck and Engine Corporation Canada**, Warrenville, IL (US)

(**) Term: **14 Years**

(21) Appl. No.: **29/232,350**

(22) Filed: **Jun. 16, 2005**

(51) **LOC (8) Cl.** **12-16**

(52) **U.S. Cl.** **D12/96**

(58) **Field of Classification Search** D12/96,
D12/93; 296/190.8, 191; 180/90
See application file for complete search history.

(56) **References Cited**

U.S. PATENT DOCUMENTS

D394,624 S 5/1998 Allendorph et al.
D425,450 S * 5/2000 Barraclough et al. D12/96

D433,966 S 11/2000 Beigel
D434,347 S * 11/2000 Damon et al. D12/96
D436,894 S * 1/2001 Barraclough et al. D12/96
D460,023 S * 7/2002 Beigel D12/96
D465,749 S 11/2002 Beigel
D475,657 S * 6/2003 Wong et al. D12/96

* cited by examiner

Primary Examiner—Melody N. Brown

(74) *Attorney, Agent, or Firm*—Jeffrey P. Calfa; Gerald W. Askew; Dennis Kelly Sullivan

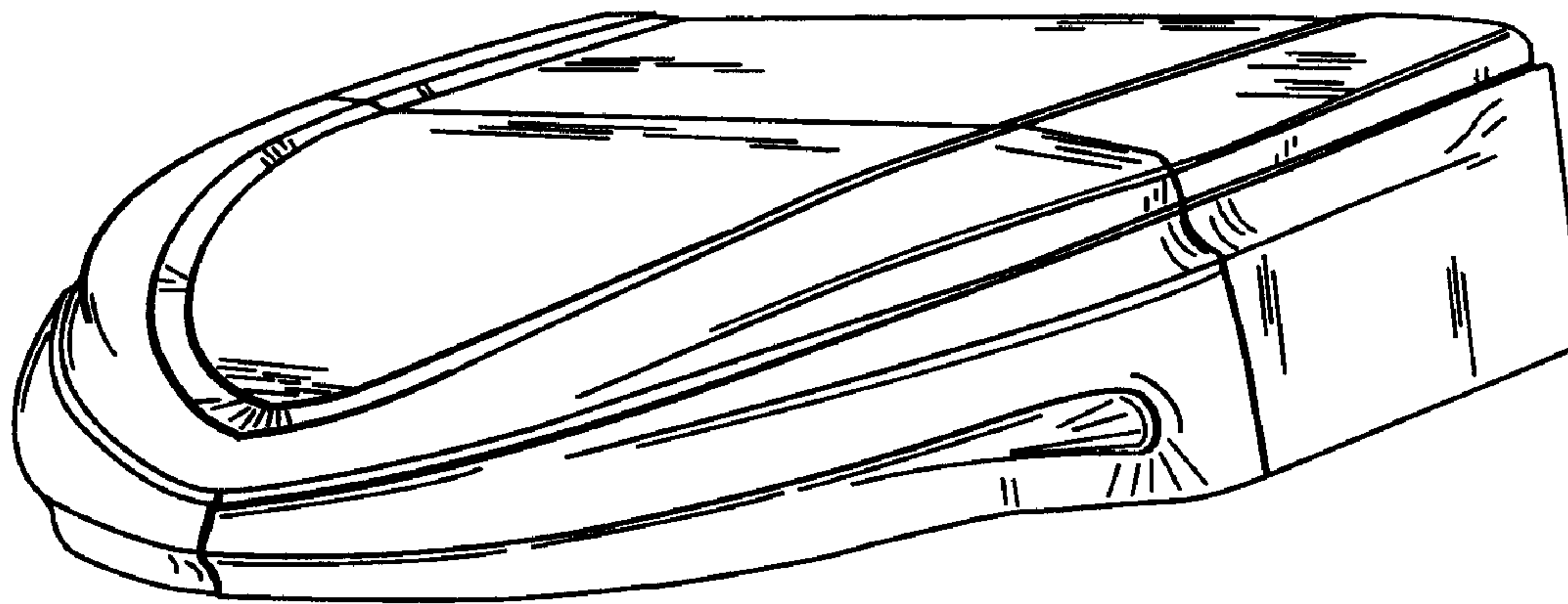
(57) **CLAIM**

The ornamental design for a roof of a truck vehicle, as shown and described.

DESCRIPTION

FIG. 1 is a left, front perspective view of a roof of a truck vehicle showing our new design;
FIG. 2 is a top view thereof;
FIG. 3 is a front view thereof;
FIG. 4 is a right side view thereof; and,
FIG. 5 is a left side view thereof.

1 Claim, 2 Drawing Sheets






FIG. 1

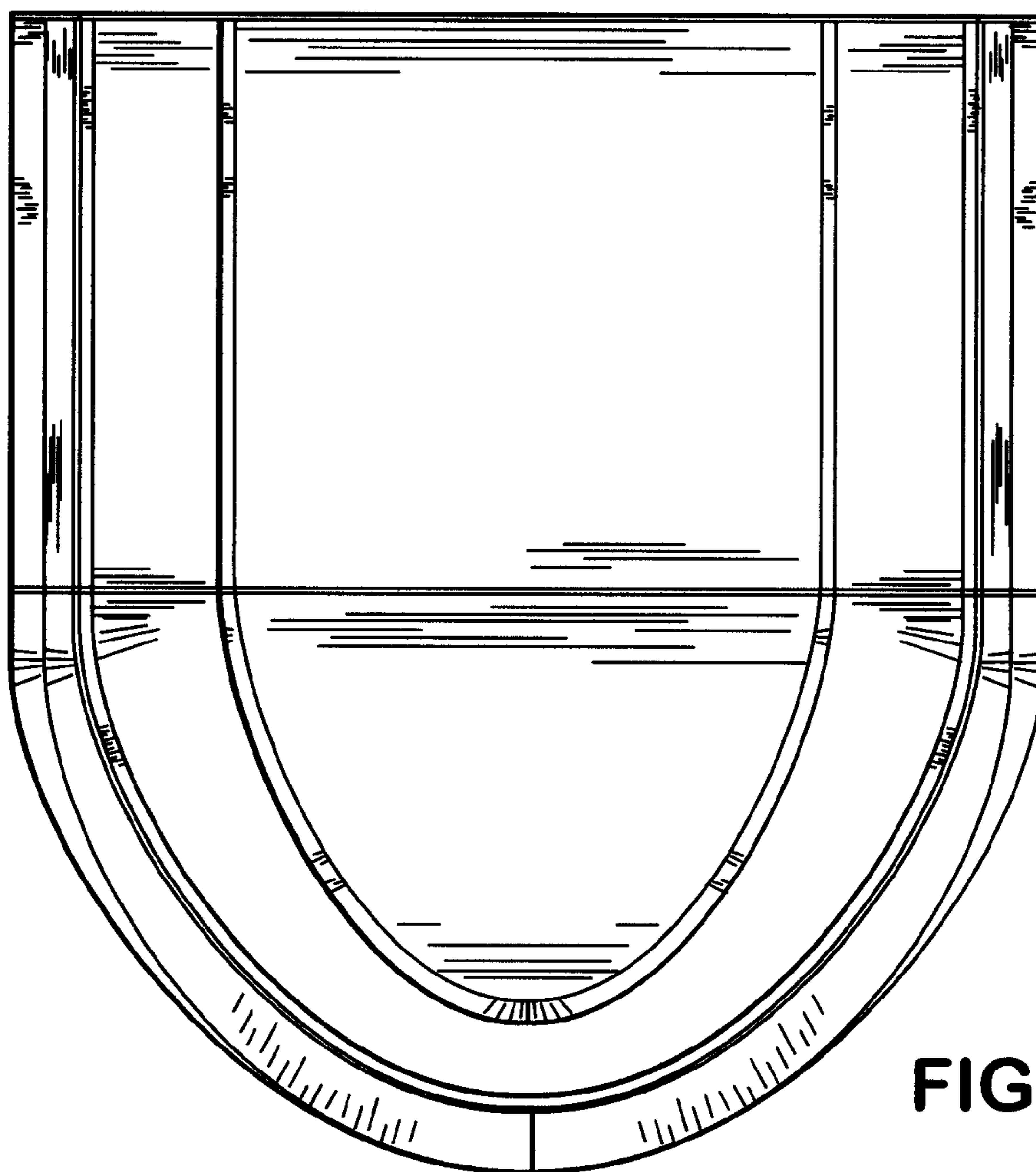


FIG. 2

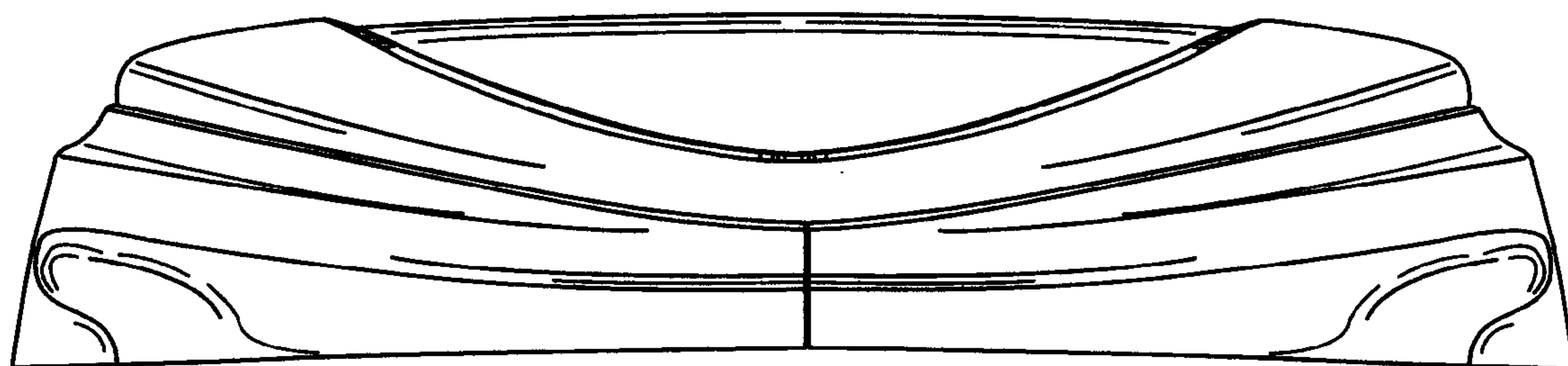


FIG. 3

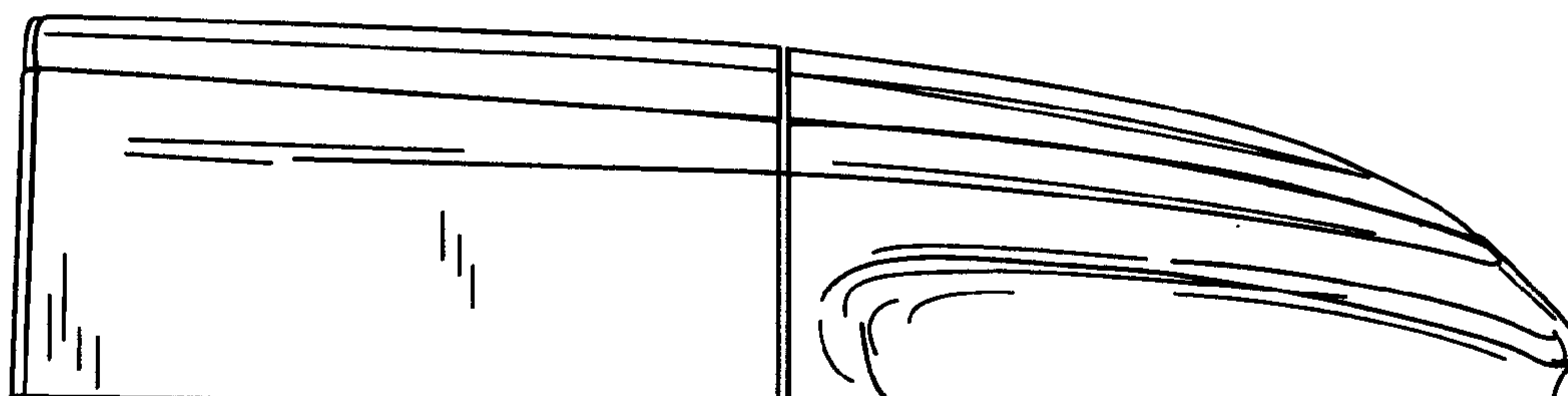


FIG. 4




FIG. 5