

US00D525558S

(12) **United States Design Patent**  
**Dumas**

(10) **Patent No.:** **US D525,558 S**

(45) **Date of Patent:** **\*\* Jul. 25, 2006**

(54) **CHARM**

(75) Inventor: **Jean-Louis Dumas**, Paris (FR)

(73) Assignee: **Hermes Sellier**, Paris (FR)

(\*\*) Term: **14 Years**

(21) Appl. No.: **29/236,553**

(22) Filed: **Aug. 16, 2005**

(30) **Foreign Application Priority Data**

Feb. 17, 2005 (WO) ..... DM/066 414

(51) **LOC (8) Cl.** ..... **11-01**

(52) **U.S. Cl.** ..... **D11/81**

(58) **Field of Classification Search** ..... D11/1-2,  
D11/7, 40-44, 46-49, 53, 56-57, 59-61,  
D11/63, 65, 79-83, 86-87, 89-90, 99, 91-92,  
D11/101, 106, 114-116, 200-201; 63/1.11,  
63/18-20; D3/207-211

See application file for complete search history.

(56) **References Cited**

**U.S. PATENT DOCUMENTS**

D154,531 S \* 7/1949 Caskey ..... D11/2

D174,278 S \* 3/1955 Katz ..... D11/83

D174,284 S \* 3/1955 Katz ..... D11/81

D176,525 S \* 1/1956 Katz ..... D11/79

2,797,561 A \* 7/1957 Vaughn ..... 63/13

D186,854 S \* 12/1959 Gunther ..... D11/82

D355,102 S \* 2/1995 Fridlind ..... D8/13

\* cited by examiner

*Primary Examiner*—Ralf Seifert

(74) *Attorney, Agent, or Firm*—Darby & Darby

(57) **CLAIM**

The ornamental design for charm, as shown and described.

**DESCRIPTION**

FIG. 1 is a front perspective view of a charm showing my new design;

FIG. 2 is a front elevation view thereof;

FIG. 3 is a right side elevation view thereof;

FIG. 4 is a rear elevation view thereof;

FIG. 5 is a left side elevation view thereof; and,

FIG. 6 is a top plan view.

**1 Claim, 2 Drawing Sheets**




FIGURE 1




FIGURE 2




FIGURE 3

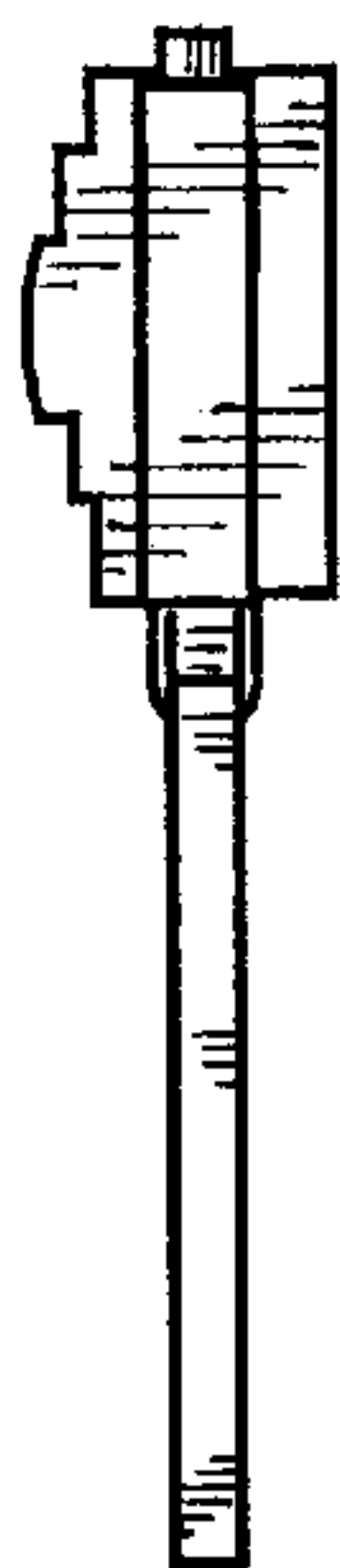


FIGURE 4




FIGURE 5

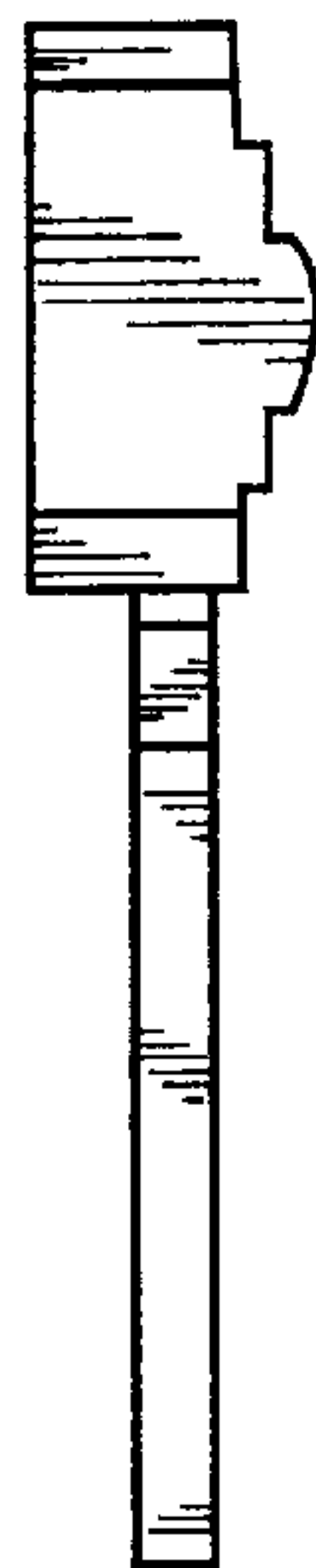


FIGURE 6

