



US00D525529S

(12) **United States Design Patent**
Oguchi et al.

(10) **Patent No.:** **US D525,529 S**

(45) **Date of Patent:** **** Jul. 25, 2006**

(54) **BOTTLE**

(75) Inventors: **Hiroki Oguchi**, Koto-ku (JP); **Takao Iizuka**, Koto-ku (JP)

(73) Assignee: **Yoshino Kogyosho Co., Ltd.**, Tokyo (JP)

(**) Term: **14 Years**

(21) Appl. No.: **29/233,742**

(22) Filed: **Jul. 11, 2005**

(51) **LOC (8) Cl.** **09-01**

(52) **U.S. Cl.** **D9/520; D9/566; D9/570; D9/574**

(58) **Field of Classification Search** D9/500, D9/502, 516, 520, 523, 526, 528, 530-531, D9/534, 538-543, 549-554, 557-560, 562-567, D9/569-575, 636, 643, 645, 655, 657-658, D9/661, 664, 684, 738-747; 215/10, 381-384, 215/396, 398; 220/23.4

See application file for complete search history.

(56) **References Cited**

U.S. PATENT DOCUMENTS

- D103,987 S * 4/1937 Ennever D9/546
- D272,521 S * 2/1984 Glenn D9/543 X
- D319,658 S * 9/1991 Yamamoto et al. D9/560 X
- D326,813 S * 6/1992 Gavala et al. D9/573 X
- D327,012 S * 6/1992 Gavala et al. D9/570 X
- D353,335 S * 12/1994 Cox D9/541

- D384,586 S * 10/1997 Peek D9/541 X
- D447,331 S * 9/2001 Martin et al. D9/560 X
- D467,507 S * 12/2002 Bryant et al. D9/570
- D470,058 S * 2/2003 Bryant et al. D9/572
- D481,318 S * 10/2003 Iizuka et al. D9/531
- 6,739,467 B1 * 5/2004 Saito et al. 215/384
- D503,620 S * 4/2005 Taylor D9/560 X
- 2004/0144747 A1 * 7/2004 Saito et al. 215/383 X

FOREIGN PATENT DOCUMENTS

- EM 000356290-0002 * 6/2005
- JP 06-1213 * 1/1994
- JP 06-127542 * 5/1994
- JP 11-180428 * 7/1999

* cited by examiner

Primary Examiner—Carol Rademaker

(74) *Attorney, Agent, or Firm*—Oliff & Berridge, PLC

(57) **CLAIM**

The ornamental design for a bottle, as shown and described.

DESCRIPTION

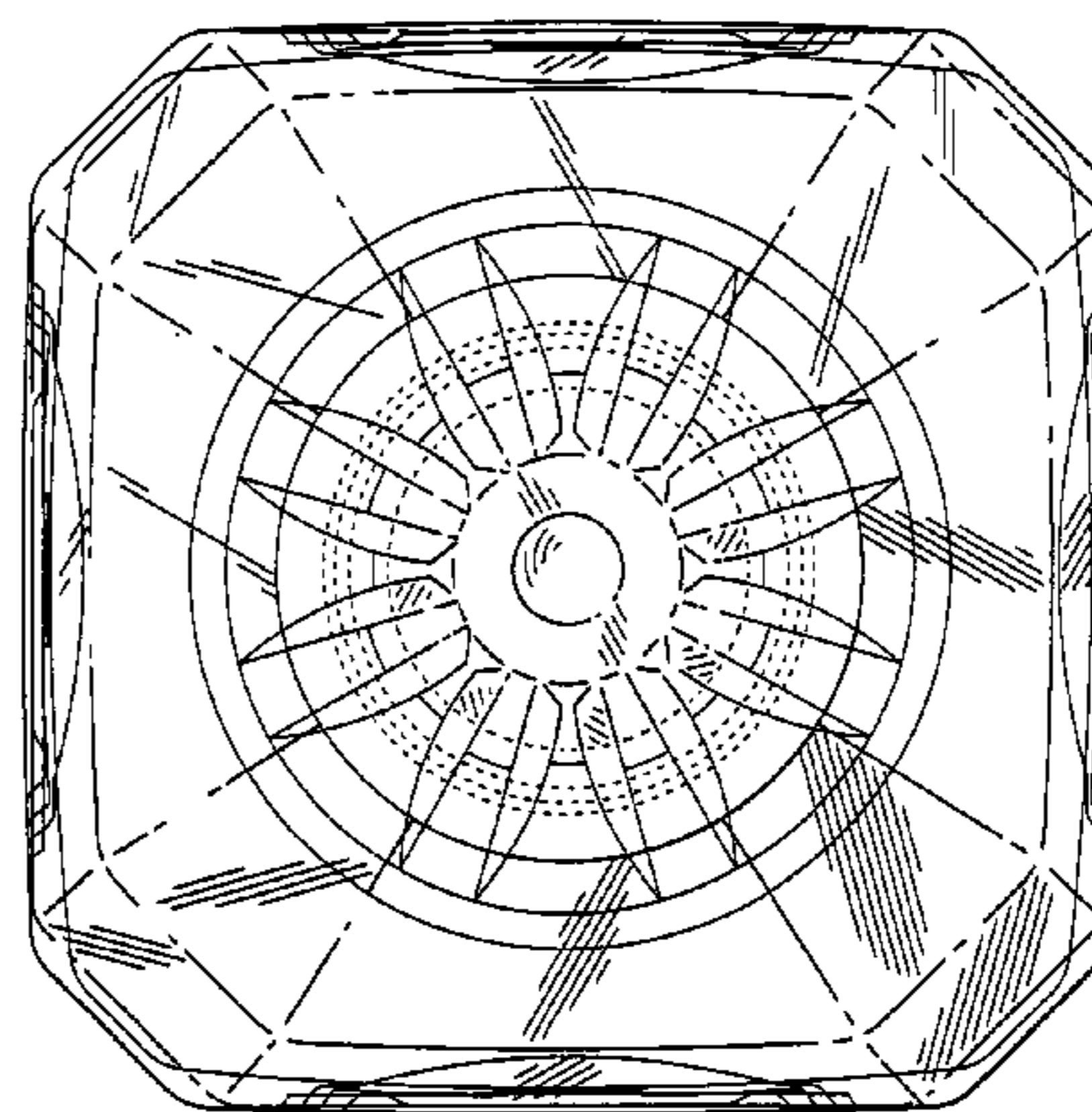
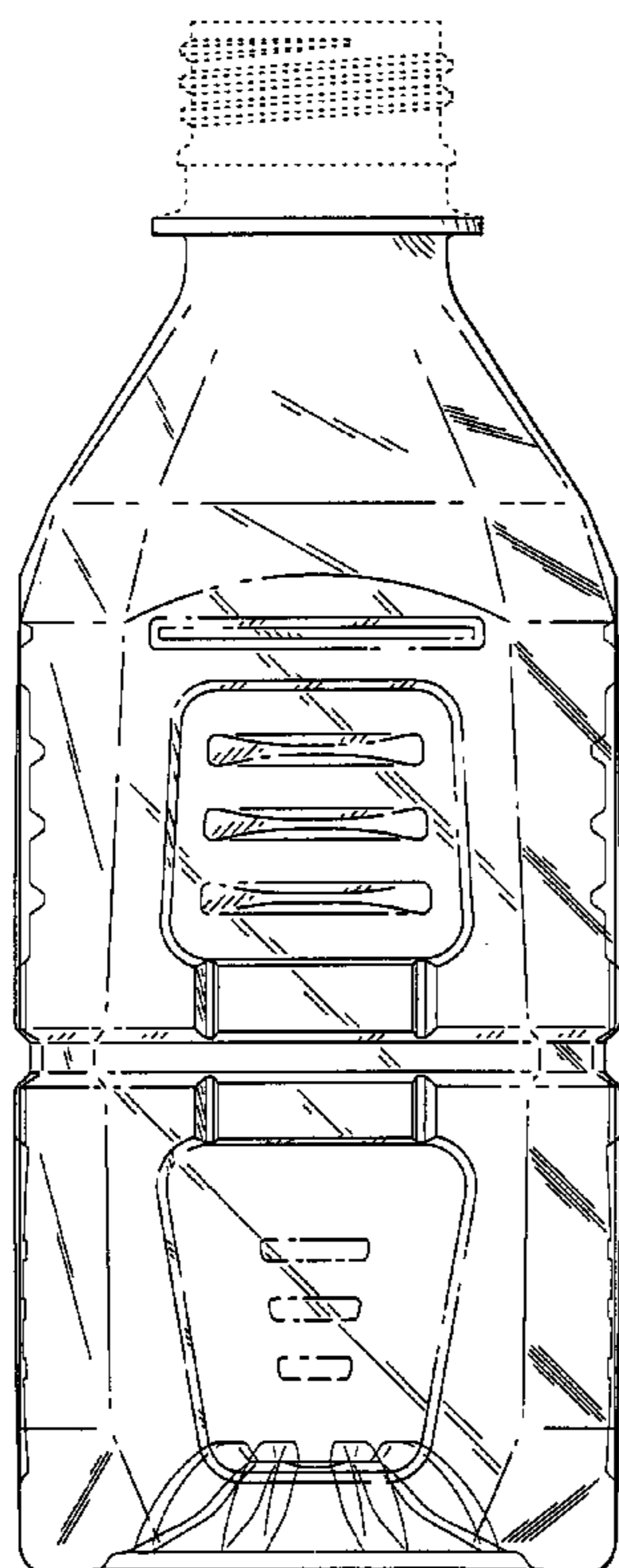
FIG. 1 is a front elevational view of a bottle of the claimed design, the rear, left side, and right side elevational views being identical except for the unclaimed threads;

FIG. 2 is a top plan view thereof; and,

FIG. 3 is a bottom plan view thereof.

The broken line showing is for illustrative purposes only and forms no part of the claimed design.

1 Claim, 3 Drawing Sheets



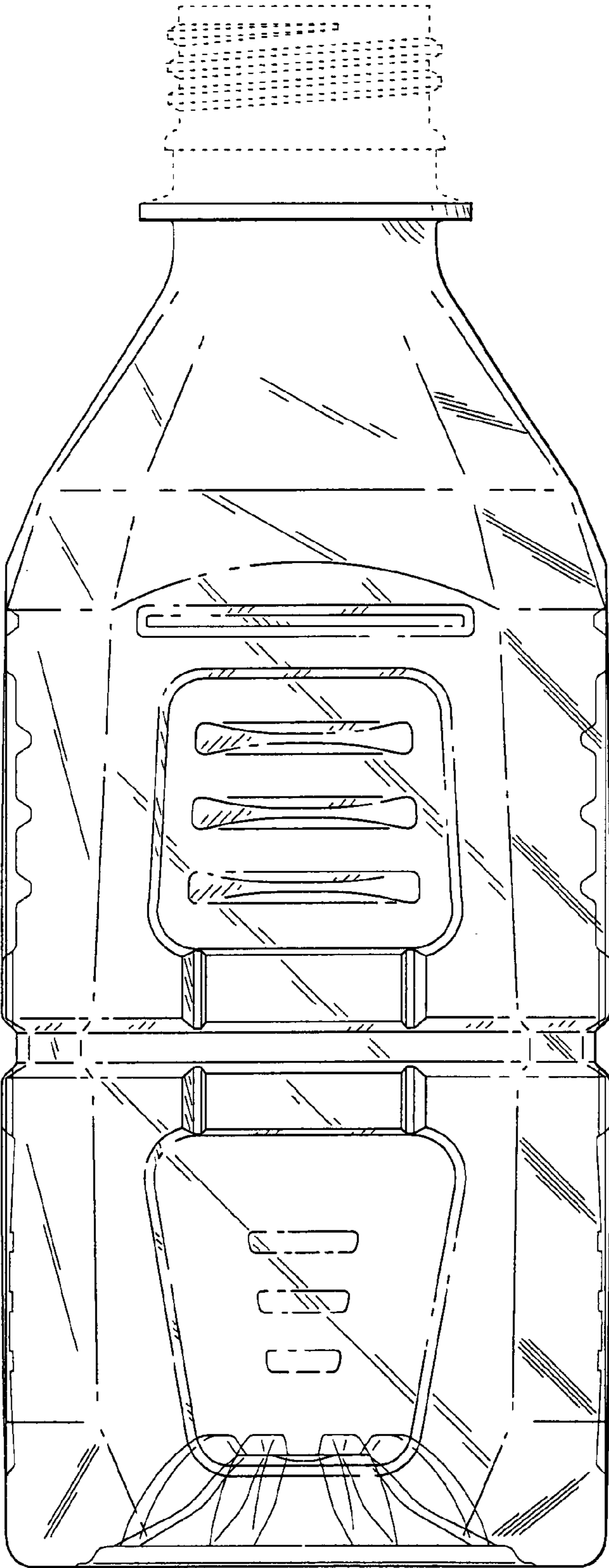


FIG. 1

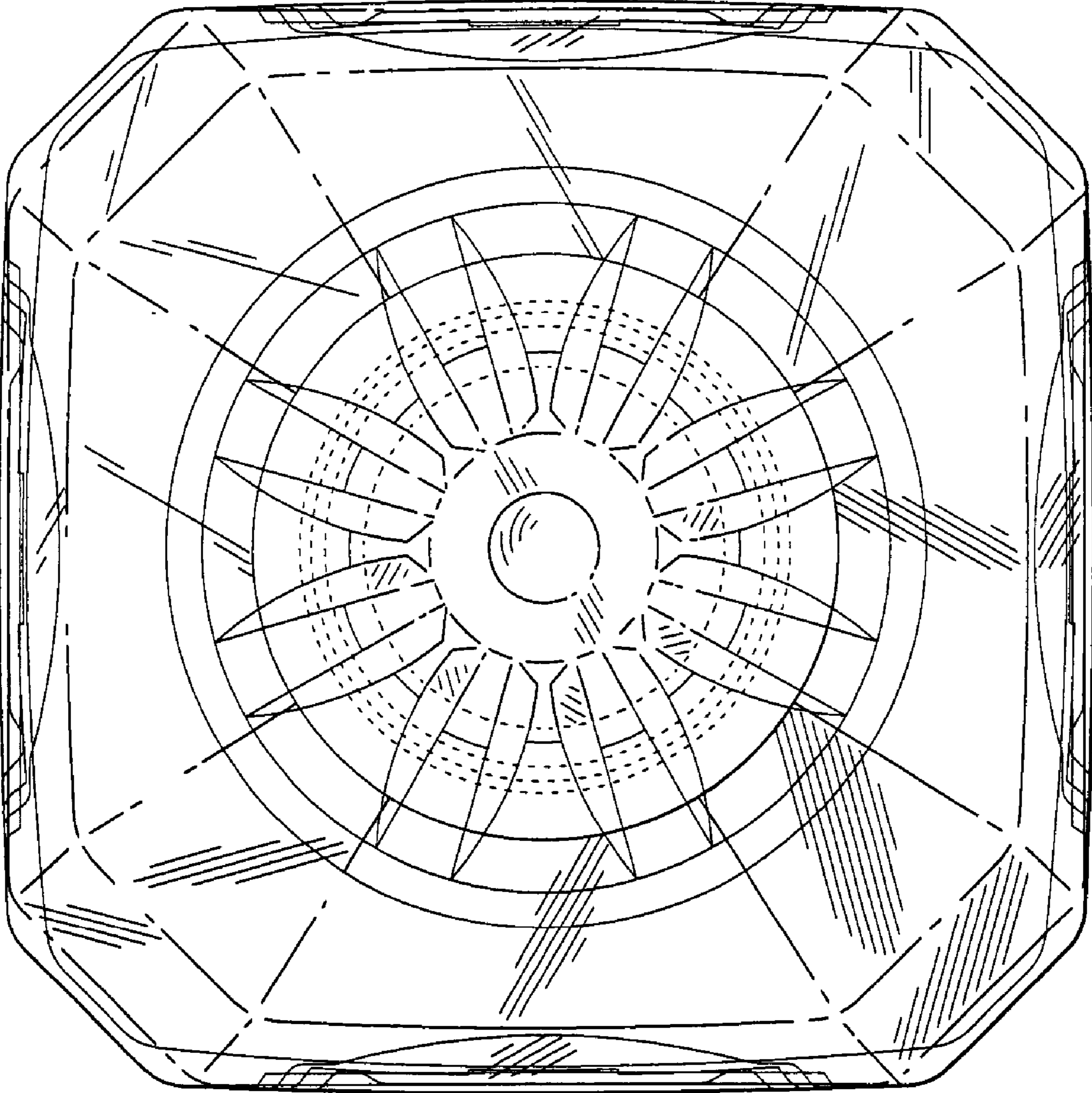


FIG. 2

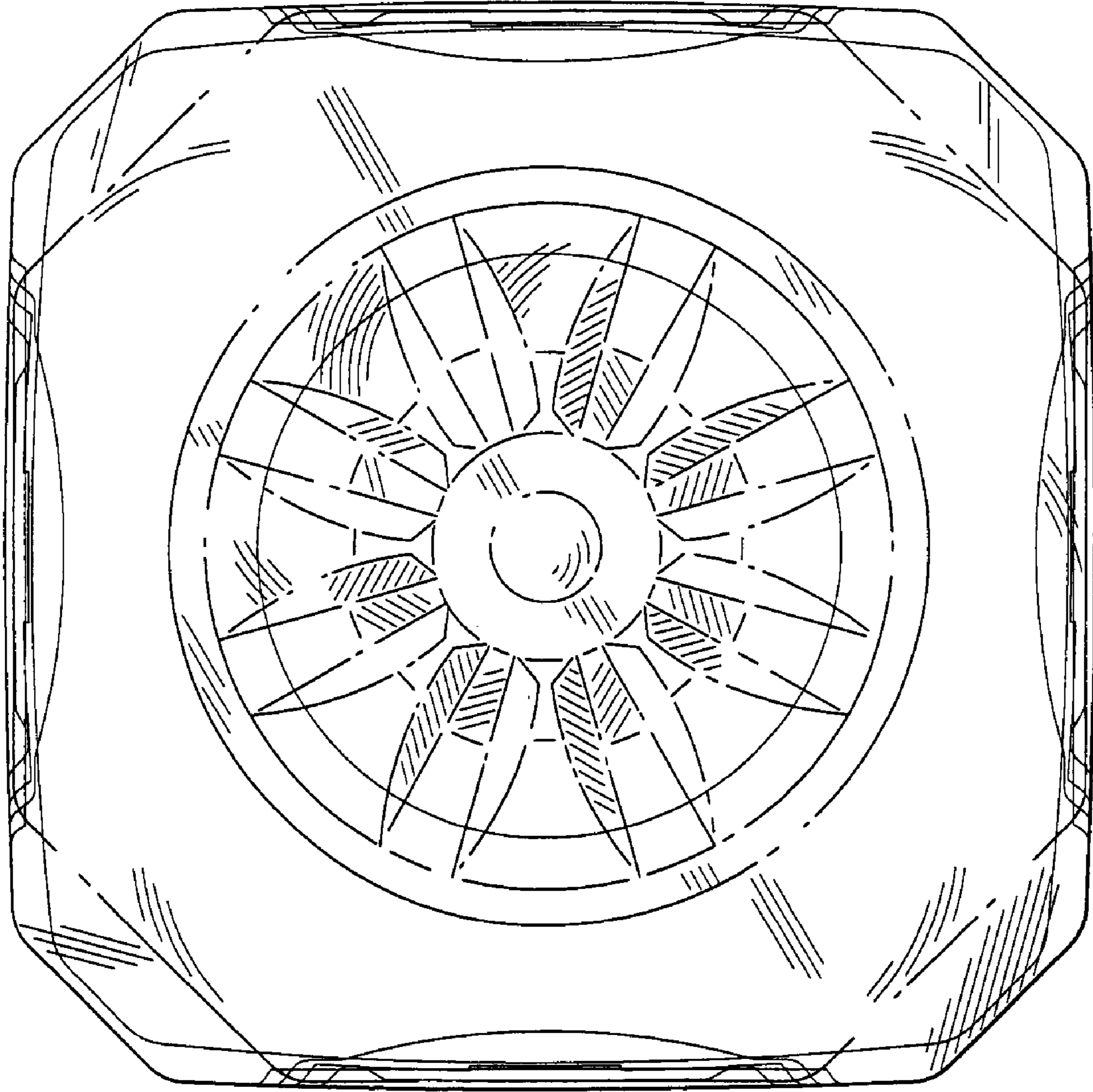


FIG. 3