



US00D525527S

(12) **United States Design Patent**
Ogg

(10) **Patent No.:** **US D525,527 S**

(45) **Date of Patent:** **** Jul. 25, 2006**

(54) **RECTANGULAR BELL STRUCTURE**

(75) Inventor: **Richard Ogg**, Littlestown, PA (US)

(73) Assignee: **Graham Packaging Company, L.P.**,
York, PA (US)

(**) Term: **14 Years**

(21) Appl. No.: **29/196,816**

(22) Filed: **Jan. 7, 2004**

(51) **LOC (8) Cl.** **09-01**

(52) **U.S. Cl.** **D9/516; D9/542; D9/563;**
D9/564

(58) **Field of Classification Search** **D9/684,**
D9/738-747, 516, 523, 526, 528, 530-531,
D9/534, 541-543, 551-553, 559, 560-561,
D9/562-567, 569-575; 215/10, 381-384
See application file for complete search history.

(56) **References Cited**

U.S. PATENT DOCUMENTS

D316,967 S	*	5/1991	York	D9/434 X
D316,968 S	*	5/1991	York	D9/551
D340,190 S	*	10/1993	Skidmore et al.	D9/542
D378,274 S	*	3/1997	Beaver	D9/530
D378,353 S	*	3/1997	Emre et al.	D9/542
5,762,221 A		6/1998	Tobias et al.		
6,044,997 A	*	4/2000	Ogg	215/381
6,076,688 A	*	6/2000	Forget	215/44
D445,695 S	*	7/2001	Ogg	D9/550
D451,032 S	*	11/2001	Iizuka et al.	D9/569
D451,033 S	*	11/2001	Iizuka et al.	D9/569

D452,444 S	*	12/2001	Iizuka et al.	D9/520
D459,234 S		6/2002	Bourque et al.		
6,575,321 B1		6/2003	Bourque et al.		
D507,746 S	*	7/2005	Sasaki et al.	D9/516
6,974,047 B1	*	12/2005	Kelley et al.	215/381
2003/0136754 A1		7/2003	Bourque et al.		

* cited by examiner

Primary Examiner—Carol Rademaker

(74) *Attorney, Agent, or Firm*—Venable LLP; James R. Burdett; Keith G. Haddaway

(57) **CLAIM**

The ornamental design for a rectangular bell structure, as shown and described.

DESCRIPTION

FIG. 1 is a perspective view of a rectangular bell structure of the claimed design taken from the front, top, and right side;

FIG. 2 is a front elevational view of the rectangular bell structure thereof;

FIG. 3 is a rear elevational view of the rectangular bell structure thereof;


FIG. 4 is a left side elevational view of the rectangular bell structure thereof;

FIG. 5 is a right side elevational view of the rectangular bell structure thereof; and,

FIG. 6 is a top plan view of the rectangular bell structure thereof.

The broken lines shown in the drawings are for illustrative purposes only and form no part of the claimed design.

1 Claim, 6 Drawing Sheets






FIG. 1

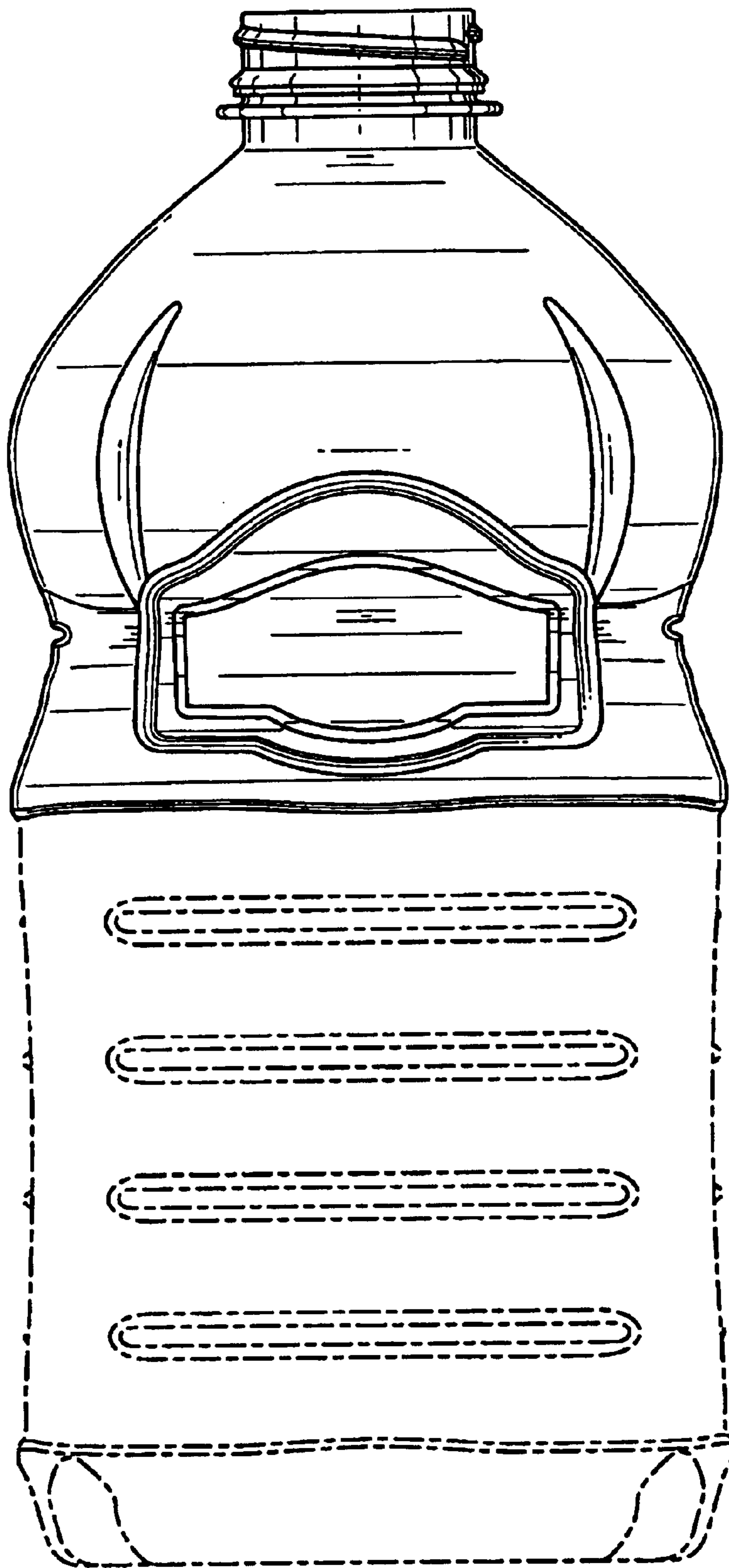


FIG. 2

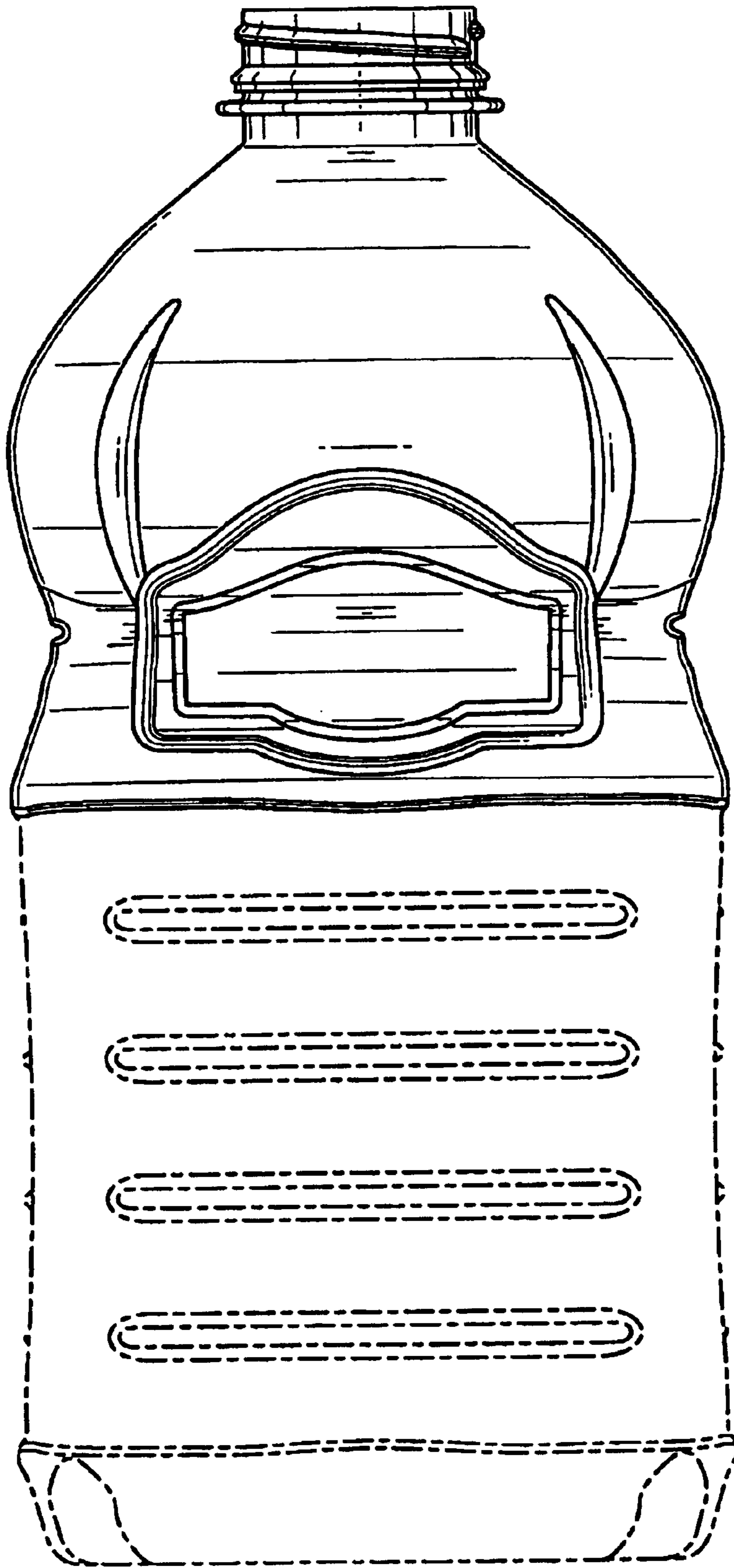


FIG. 3

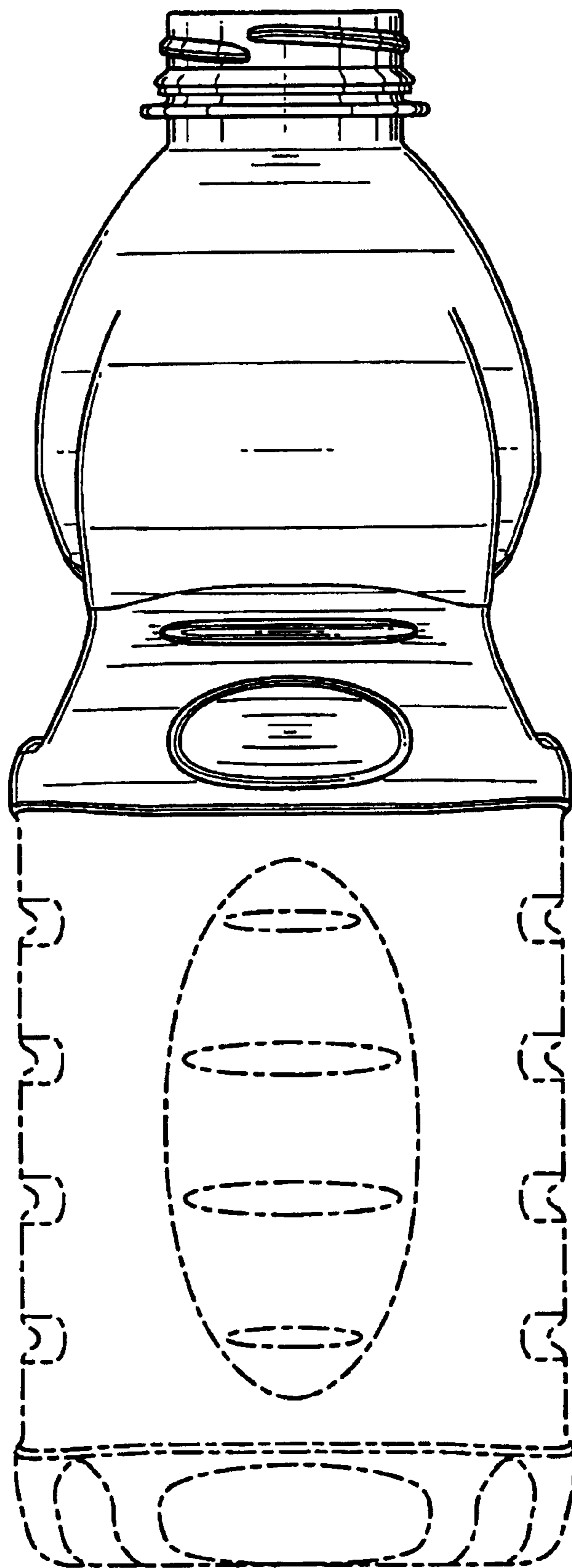


FIG. 4

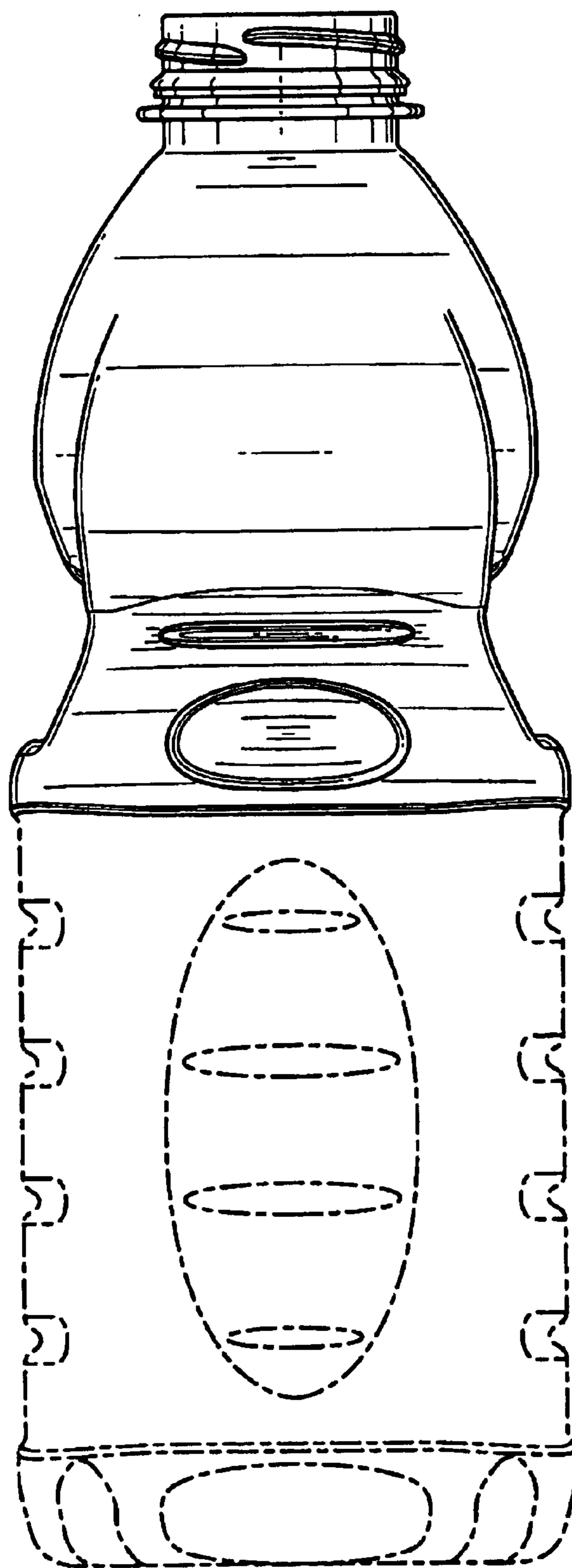


FIG. 5

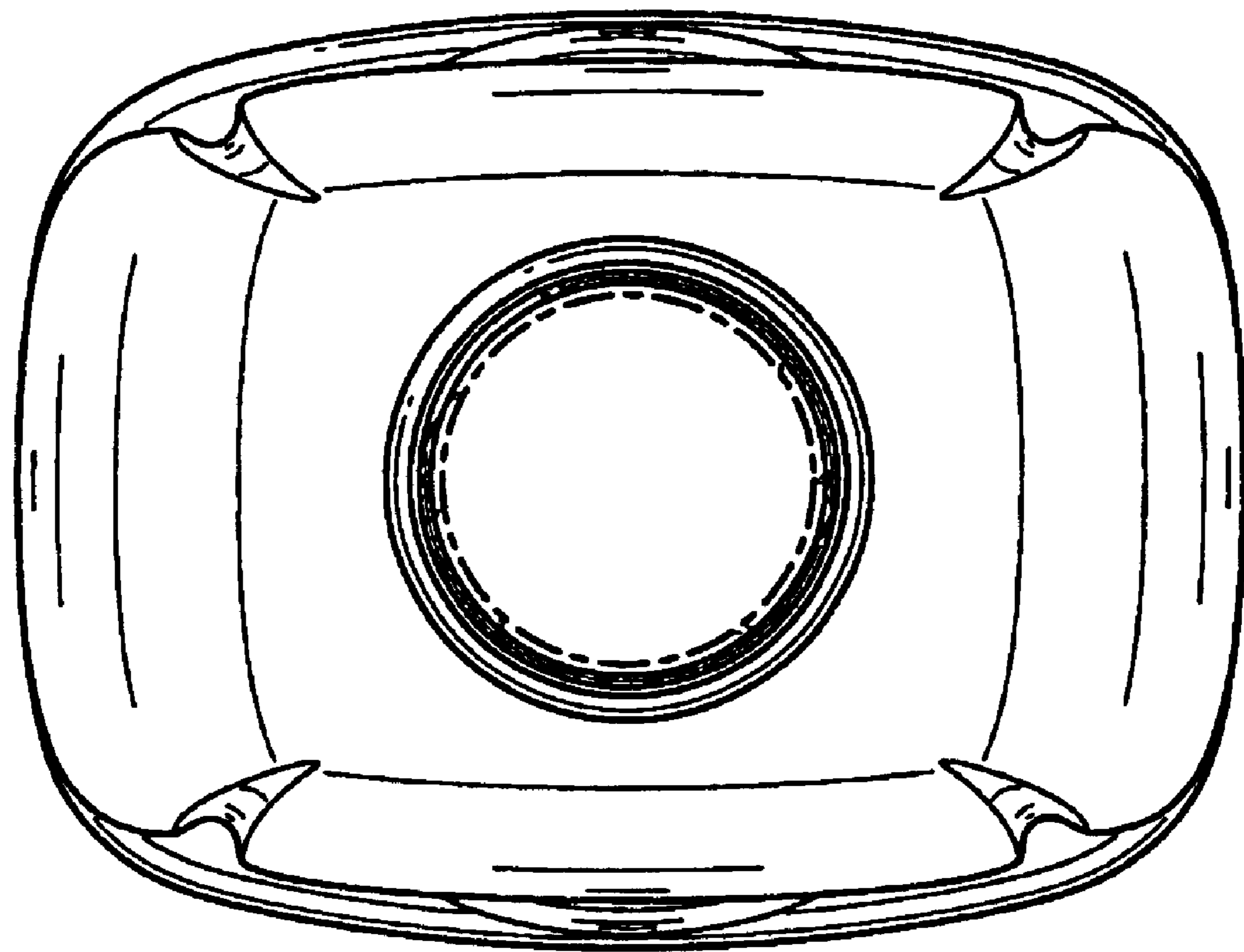


FIG. 6