

US00D525523S

(12) **United States Design Patent** (10) **Patent No.:** **US D525,523 S**
King (45) **Date of Patent:** **** Jul. 25, 2006**

(54) **CAP**

FOREIGN PATENT DOCUMENTS

(75) Inventor: **Roger Milner King**, Latimer (GB)
(73) Assignee: **Beeson and Sons Limited**, Ricksmans North Herts (GB)
(**) Term: **14 Years**
(21) Appl. No.: **29/161,251**
(22) Filed: **May 24, 2002**
(30) **Foreign Application Priority Data**
Nov. 26, 2001 (GB) 2106479
Nov. 26, 2001 (GB) 2106480
(51) **LOC (8) Cl.** **09-07**
(52) **U.S. Cl.** **D9/443; D9/452; D9/453**
(58) **Field of Classification Search** D9/454, D9/543, 452, 438, 435, 443; 215/213, 219, 215/221, 228
See application file for complete search history.

EP	0 117 948	9/1984
GB	1 582 111	12/1980
GB	2 100 236	12/1982
GB	2 134 873	8/1984
GB	1 052 164	2/1989
GB	2 257 693	1/1993
GB	2 260 534	4/1993
GB	2 261 656	5/1993
GB	2 262 280	6/1993
GB	2 264 108	8/1993
GB	2 267 076	11/1993
GB	2 267 082	11/1993
GB	2 267 484	12/1993
GB	2 275 048	8/1994
IT	704508	4/1966
WO	WO 91/18799	12/1991
WO	WO 93/01098	1/1993
WO	WO 94/11267	5/1994
WO	WO 95/05322	2/1995
WO	WO 97/21602	6/1997

Primary Examiner—Louis S. Zarfaz
Assistant Examiner—Gregory Andoll
(74) *Attorney, Agent, or Firm*—Brinks Hofer Gilson & Lione

(56) **References Cited**

(57) **CLAIM**

U.S. PATENT DOCUMENTS

I claim the ornamental design for a cap, as shown and described.

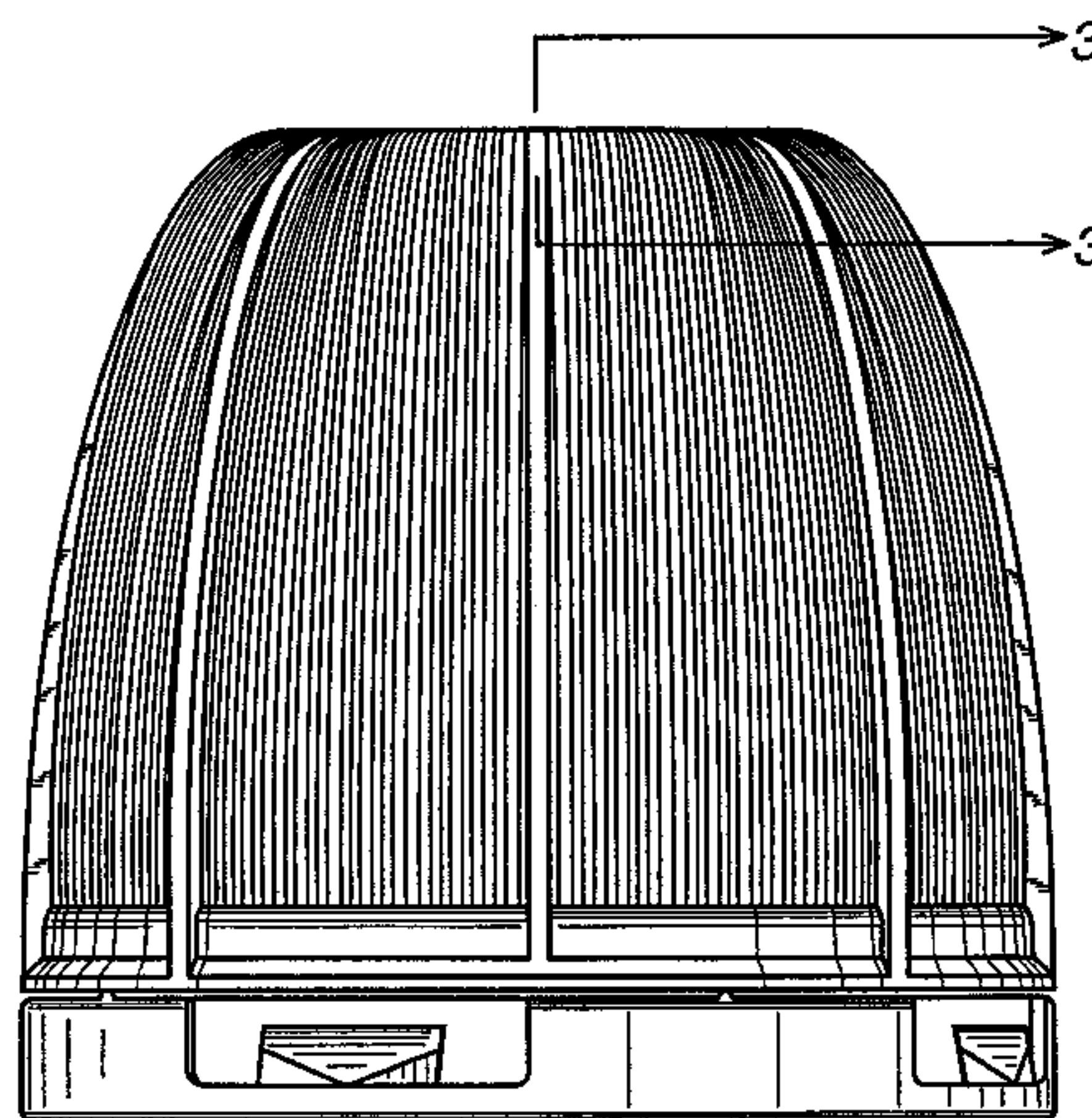
D32,916 S	7/1900	Lindemayer	
D124,386 S	* 12/1940	Jung D9/453
D138,080 S	6/1944	Derham	
D207,887 S	6/1967	Parsisson	
3,370,733 A	2/1968	Giesler	
3,399,796 A	9/1968	Steiner	
D217,543 S	5/1970	Pomodoro	
3,827,592 A	8/1974	Deussen	
3,993,209 A	11/1976	Julian	
4,157,144 A	6/1979	Weiler et al.	
D256,673 S	9/1980	Hoyt	
4,399,926 A	8/1983	Eidels-Dubovoy	
4,469,235 A	9/1984	Parker	
4,479,586 A	10/1984	Csaszar	
4,489,844 A	12/1984	Breskin	
4,493,427 A	1/1985	Wolkonsky	
D277,459 S	2/1985	Baum et al.	

DESCRIPTION

FIG. 1 is a front view showing my new design for a cap and wherein the front view is identical to the right side view, the left side view is a mirror image of the right side view and the rear view is a mirror image of the front view of my new design;
FIG. 2 is a top view of my design shown in FIG. 1; and,
FIG. 3 is a fragmentary cross-sectional view of the design of FIG. 1 taken at the top of the cap along line 3—3 of FIG. 1. The broken lines in FIG. 3 are for environmental purposes only and form no part of the claimed design. In addition, the cross-hatch pattern shown in FIG. 3 is generic in nature and does not limit the claimed invention to a specific material.

(Continued)

1 Claim, 2 Drawing Sheets



US D525,523 S

Page 2

U.S. PATENT DOCUMENTS					
			5,411,157 A	5/1995	King et al.
			D362,623 S	* 9/1995	Ma D9/443
4,540,099 A	9/1985	Swartzbaugh et al.	5,454,476 A	10/1995	King et al.
4,562,931 A	1/1986	Brach et al.	D364,808 S	12/1995	King
D284,353 S	6/1986	Prahs	5,533,633 A	7/1996	King
4,607,759 A	8/1986	Boetzkes	5,547,092 A	8/1996	Thompson
4,731,512 A	3/1988	Barriac	5,588,545 A	12/1996	King
D304,301 S	10/1989	Moss et al.	5,590,799 A	1/1997	King
D304,424 S	11/1989	Dawson	5,611,443 A	3/1997	King
4,913,299 A	4/1990	Petro	5,638,969 A	6/1997	King
D311,328 S	10/1990	van der Tang	D381,907 S	8/1997	King
D311,868 S	11/1990	Armstrong	5,667,088 A	9/1997	King et al.
D312,043 S	11/1990	van der Tang	5,676,268 A	10/1997	King
4,981,230 A	1/1991	Marshall et al.	D392,187 S	3/1998	King
D325,972 S	5/1992	Chen et al.	5,743,419 A	4/1998	King
D327,016 S	6/1992	Leuenberger	5,769,254 A	6/1998	King et al.
D327,644 S	7/1992	Offley et al.	5,788,101 A	8/1998	King
D327,849 S	7/1992	Armstrong	5,819,965 A	10/1998	King et al.
5,129,530 A	7/1992	Fuchs	5,836,465 A	11/1998	King
D329,980 S	10/1992	Powell et al.	D417,397 S	12/1999	Forecast et al.
5,213,225 A	5/1993	King et al.	6,015,054 A	1/2000	King et al.
D336,430 S	6/1993	Maguire et al.	6,095,358 A	8/2000	Marino
5,219,084 A	6/1993	King	6,112,923 A	9/2000	Ma
5,246,127 A	9/1993	Purcell	6,227,391 B1	5/2001	King
5,307,945 A	5/1994	Hidding et al.	D449,991 S	11/2001	King
5,358,129 A	10/1994	Watts			
D354,917 S	1/1995	Kusz et al.			
D358,329 S	* 5/1995	Dickie D9/443			

* cited by examiner

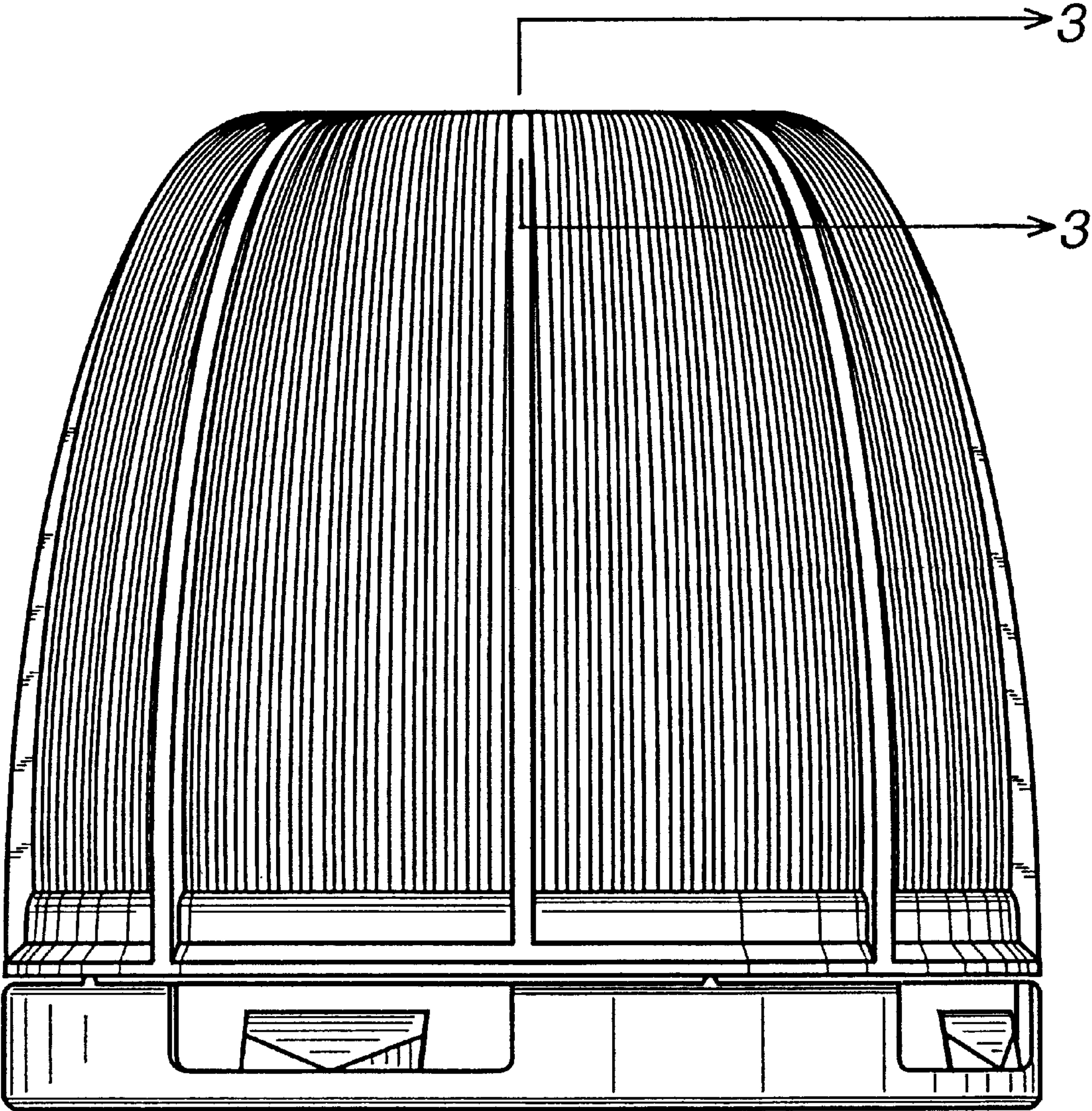


FIG. 1




FIG. 2

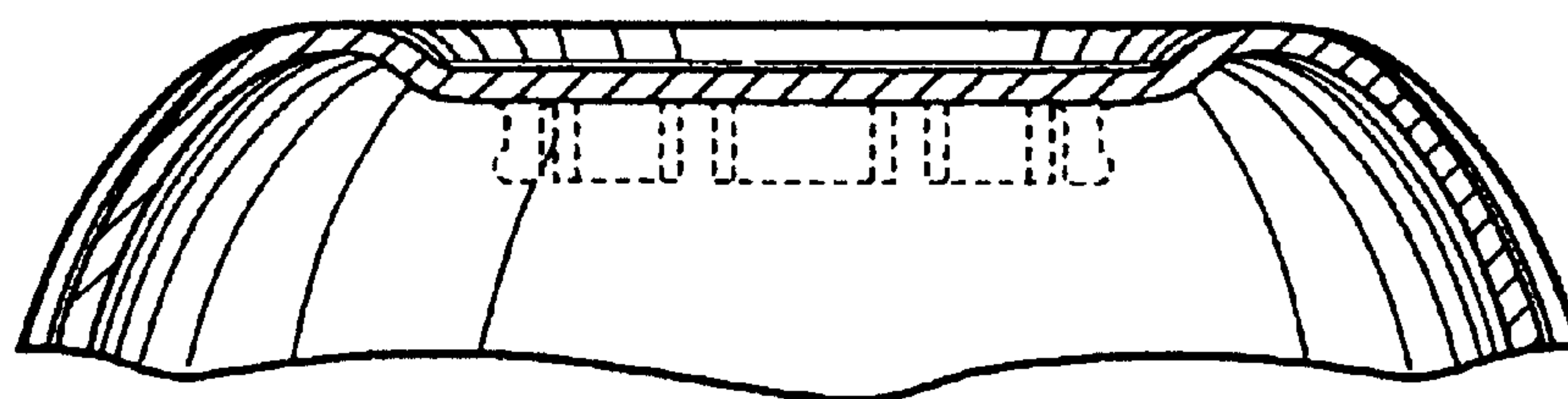


FIG. 3