



US00D525511S

(12) **United States Design Patent**
Hung

(10) **Patent No.:** **US D525,511 S**

(45) **Date of Patent:** **** Jul. 25, 2006**

(54) **TOOL HANDLE**

(76) **Inventor:** **Yi-Kung Hung**, No. 29, Putou St.,
Lochin Li, Lukang Chen, Changhua
Hsien (TW)

(**) **Term:** **14 Years**

(21) **Appl. No.:** **29/223,892**

(22) **Filed:** **Feb. 22, 2005**

(51) **LOC (8) Cl.** **08-04**

(52) **U.S. Cl.** **D8/107**

(58) **Field of Classification Search** D8/107,
D8/82-87; 81/177.1, 177.5, 436-437, 439-440,
81/489; 16/110.1, 421-422, 426, 430-431;
7/165; D7/642-652, 401.2

See application file for complete search history.

(56) **References Cited**

U.S. PATENT DOCUMENTS

1,532,822 A * 4/1925 Kemp 30/340
4,964,192 A * 10/1990 Marui 16/421
D482,259 S * 11/2003 Chen D8/107

D490,680 S * 6/2004 Levine et al. D8/83
D494,039 S * 8/2004 Tsai D8/107
D494,444 S * 8/2004 Hung D8/107
D496,717 S * 9/2004 Svendsen et al. D23/257
D499,886 S * 12/2004 Goulet et al. D8/107

* cited by examiner

Primary Examiner—Pamela Burgess

(74) *Attorney, Agent, or Firm*—Alan D. Kamrath; Nikolai
& Mersereau, P.A.

(57) **CLAIM**

The ornamental design for a tool handle, as shown.

DESCRIPTION

FIG. 1 is a perspective view of the tool handle showing my
new design;

FIG. 2 is a front view thereof;

FIG. 3 is a rear view thereof;

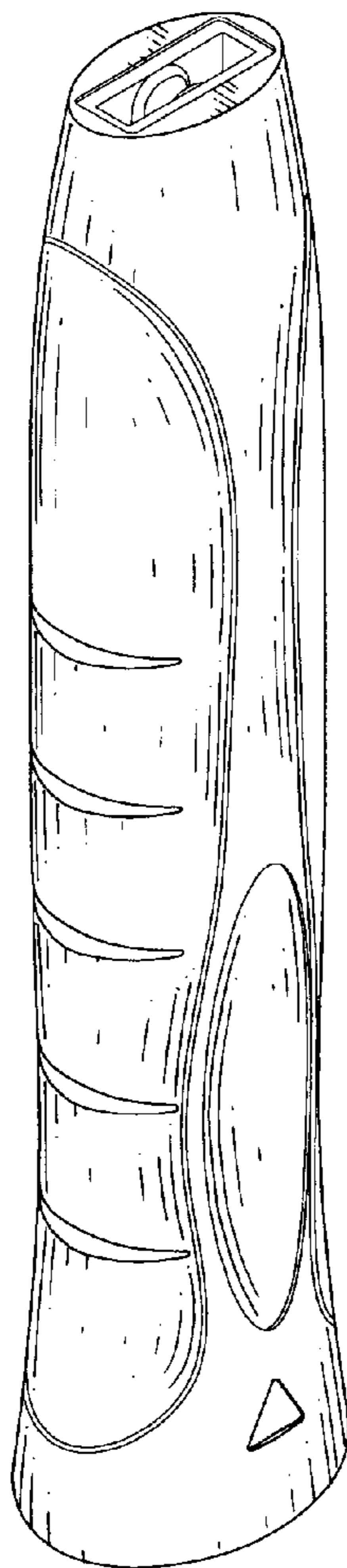
FIG. 4 is a left side view thereof;

FIG. 5 is a right side view thereof;

FIG. 6 is a top view thereof; and,

FIG. 7 is a bottom view thereof.

1 Claim, 6 Drawing Sheets



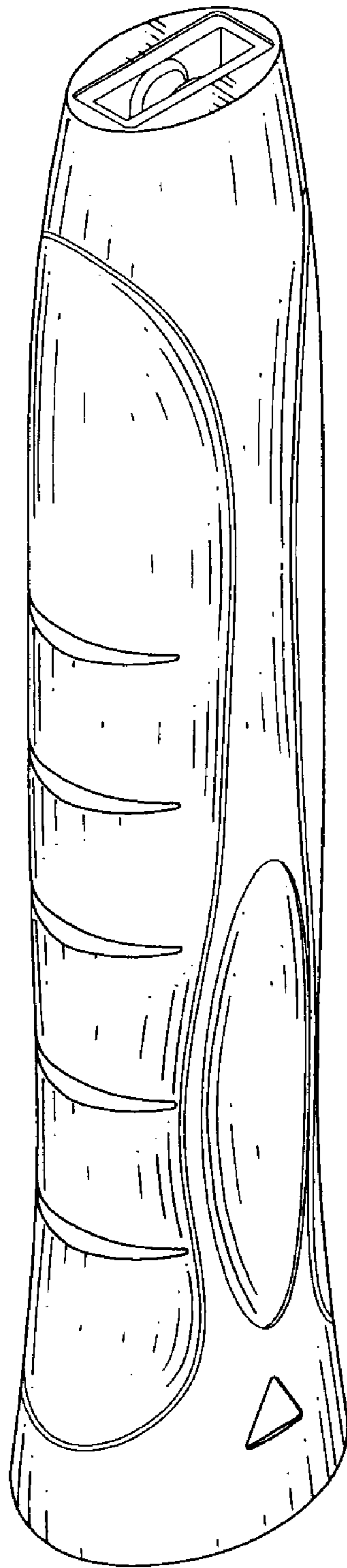


FIG. 1

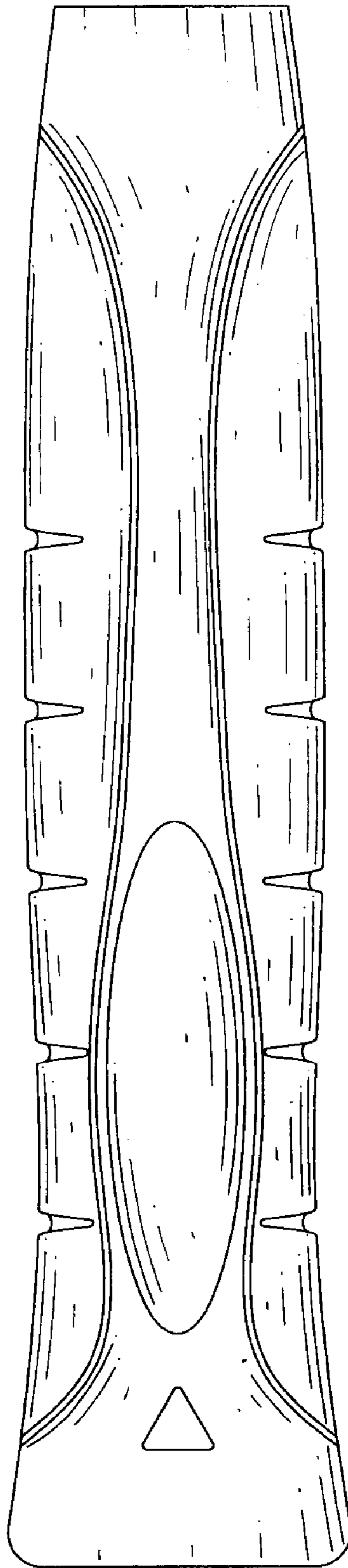


FIG. 2

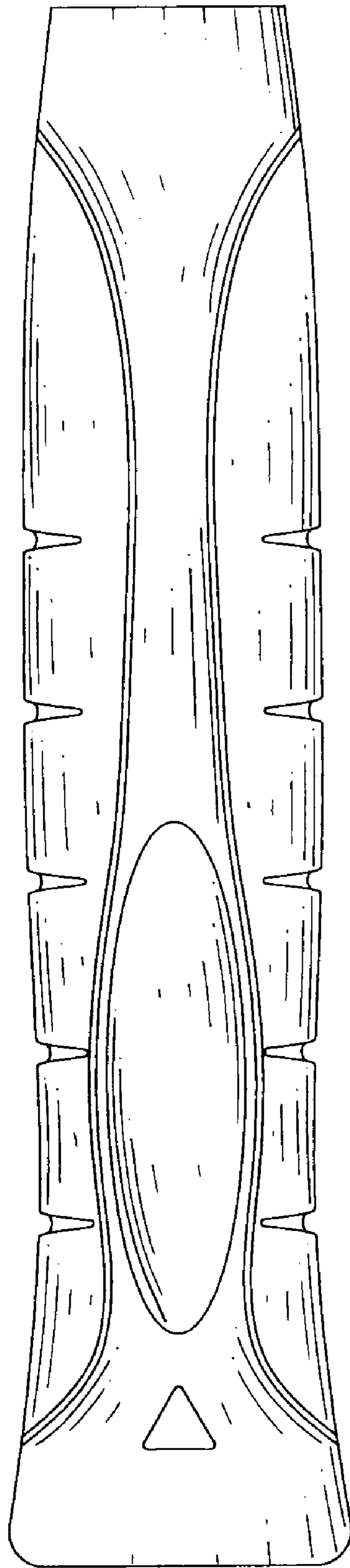


FIG. 3




FIG. 4




FIG. 5

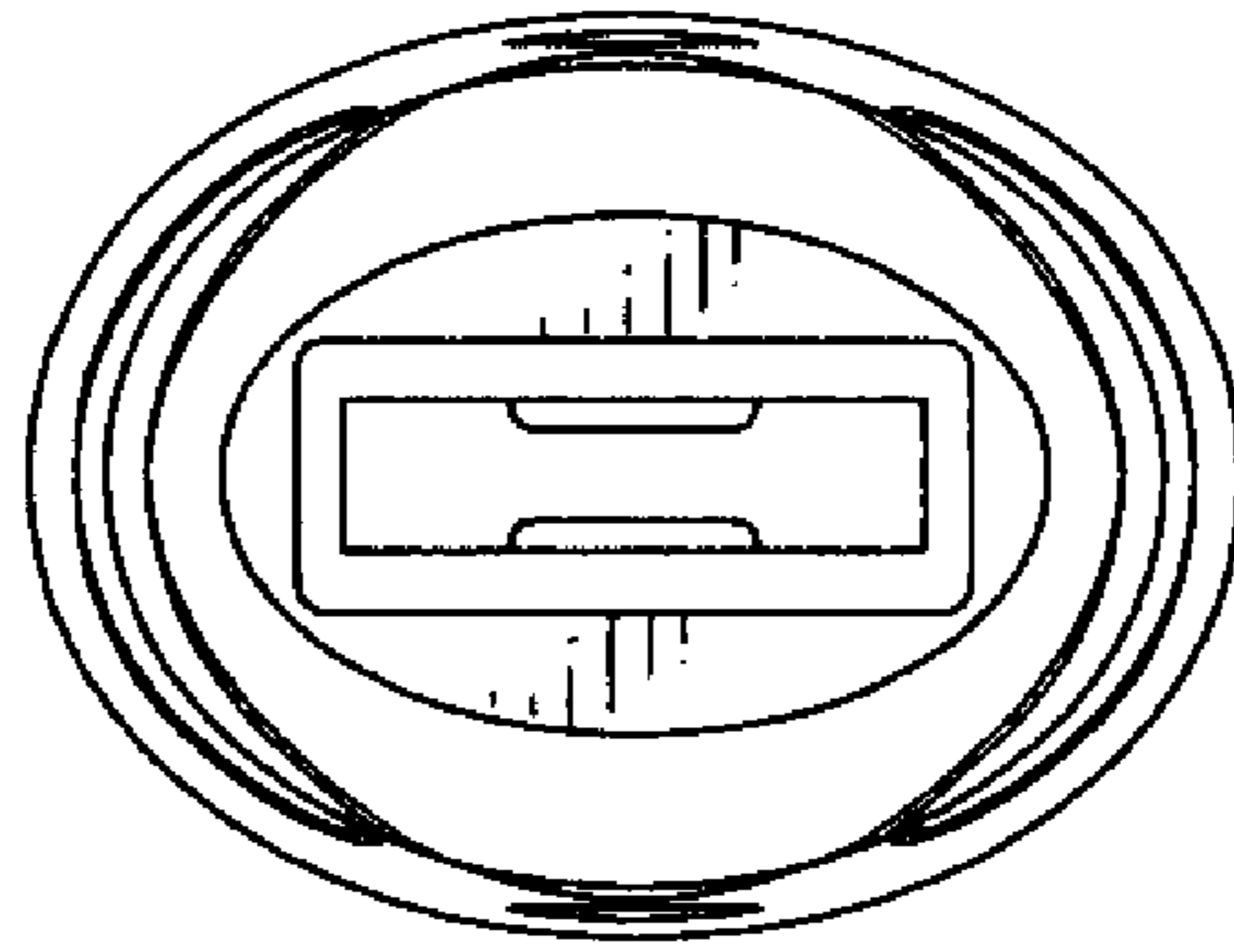


FIG 6

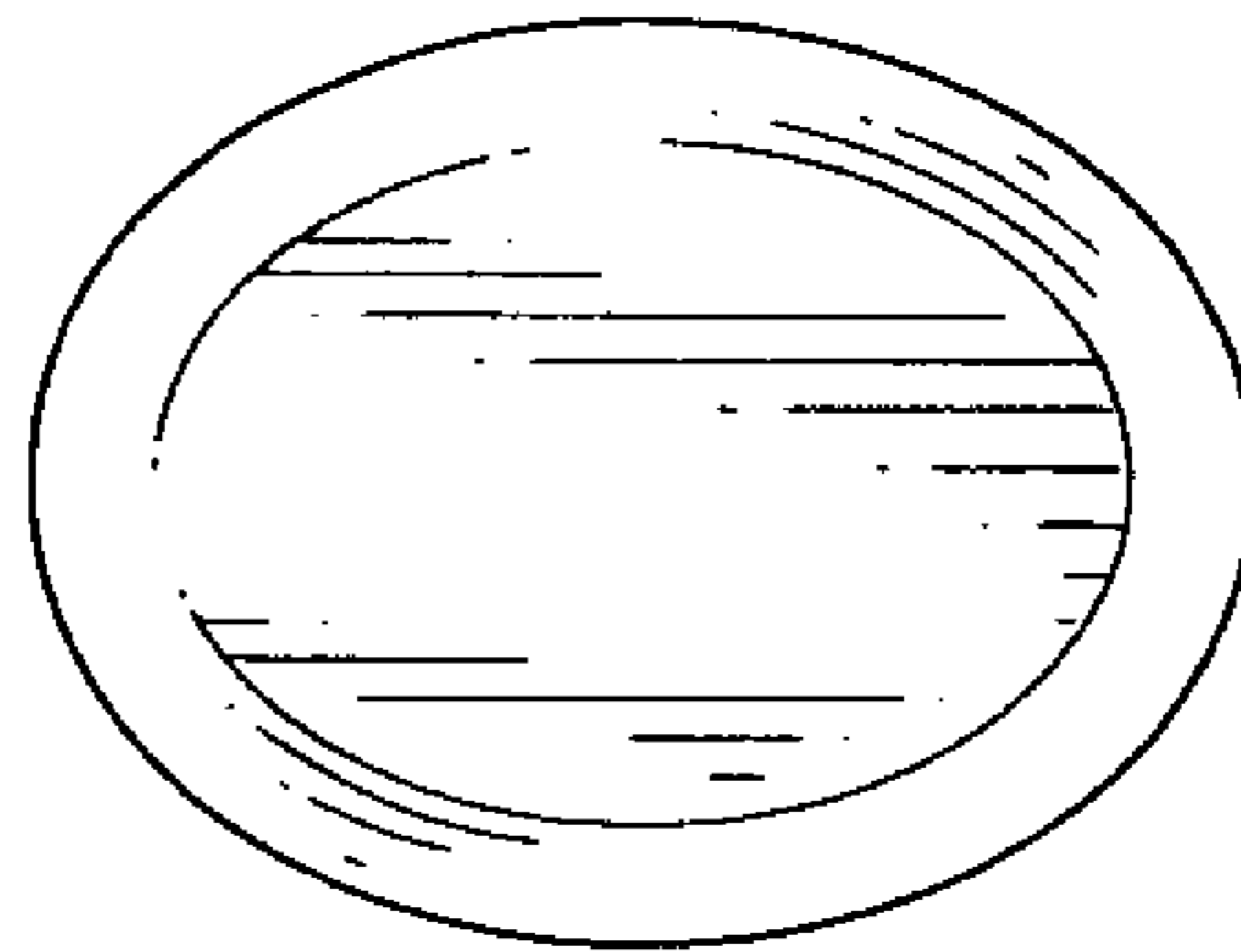


FIG. 7