



US00D525500S

(12) **United States Design Patent**
Chen

(10) **Patent No.:** **US D525,500 S**

(45) **Date of Patent:** **** Jul. 25, 2006**

(54) **PNEUMATIC TOOL**

(75) **Inventor:** **Lung-Pao Chen**, Hsinchu County (TW)

(73) **Assignee:** **Sunmatch Industrial Co., Ltd.**, Zhubei (TW)

(**) **Term:** **14 Years**

(21) **Appl. No.:** **29/230,999**

(22) **Filed:** **Jun. 1, 2005**

(51) **LOC (8) Cl.** **08-04**

(52) **U.S. Cl.** **D8/61**

(58) **Field of Classification Search** D8/61,
D8/62, 68, 70; 81/57.11, 57.13, 57.14, 57.26,
81/57.29, 57.39, 57.42, 63.1, 429, 464, 467,
81/469, 470, 473; 173/168, 169, 170, 176,
173/177, 178, 181, 216, 217; 73/862.21;
310/50

See application file for complete search history.

(56) **References Cited**

U.S. PATENT DOCUMENTS

D269,847 S	*	7/1983	Izumisawa	D8/62
4,844,176 A	*	7/1989	Podsobinski	173/177
D320,540 S	*	10/1991	Staubitz et al.	D8/61
D347,372 S	*	5/1994	Ghode et al.	D8/61
5,775,981 A	*	7/1998	Yang	451/295
D408,243 S	*	4/1999	Izumisawa	D8/61
D432,379 S	*	10/2000	Sun	D8/70

D456,683 S	*	5/2002	Chen	D8/61
D465,981 S	*	11/2002	Bass et al.	D8/62
D468,605 S	*	1/2003	Morgan	D8/61
6,644,419 B1	*	11/2003	Chen	173/169
D484,016 S	*	12/2003	Baker	D8/61
D484,379 S	*	12/2003	Chen	D8/61
6,751,952 B1	*	6/2004	Chen	60/407
6,932,165 B1	*	8/2005	Sun et al.	173/169
2003/0047333 A1	*	3/2003	Izumisawa	173/169
2004/0118177 A1	*	6/2004	Hsieh	72/453.16

* cited by examiner

Primary Examiner—Cathron C. Brooks

Assistant Examiner—Austin Murphy

(74) *Attorney, Agent, or Firm*—Birch, Stewart, Kolasch & Birch, LLP

(57) **CLAIM**

The ornamental design for “pneumatic tool,” as shown and described.

DESCRIPTION

FIG. 1 is a perspective view of “pneumatic tool” showing my new design thereof;

FIG. 2 is a right side elevational view thereof;

FIG. 3 is a top plan view thereof;

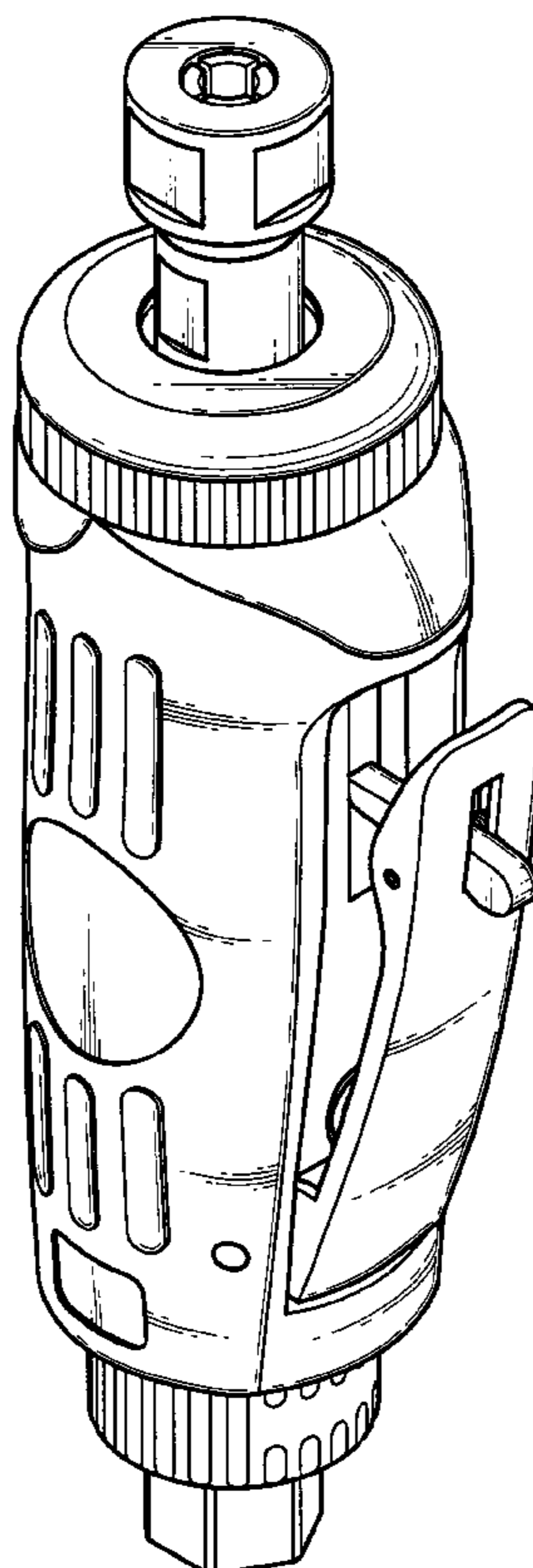
FIG. 4 is a front side elevational view thereof;

FIG. 5 is a bottom plan view thereof.;

FIG. 6 is a left side elevational view thereof; and,

FIG. 7 is a rear side elevational view thereof.

1 Claim, 4 Drawing Sheets



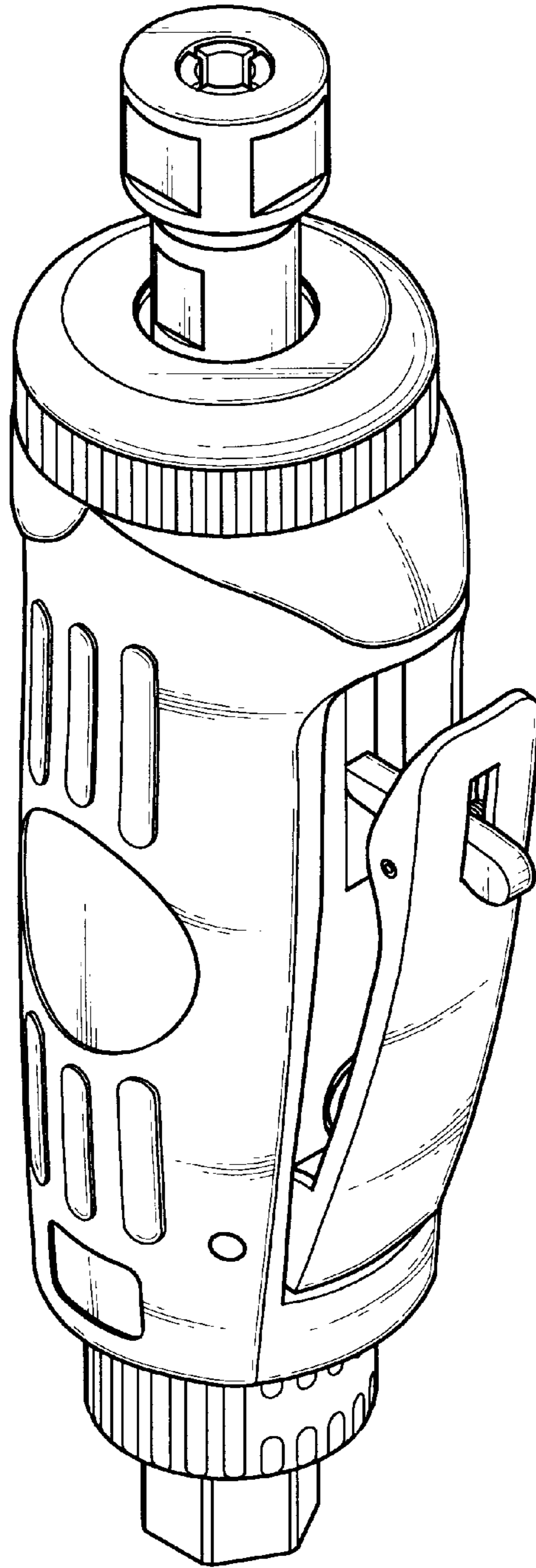


Fig. 1

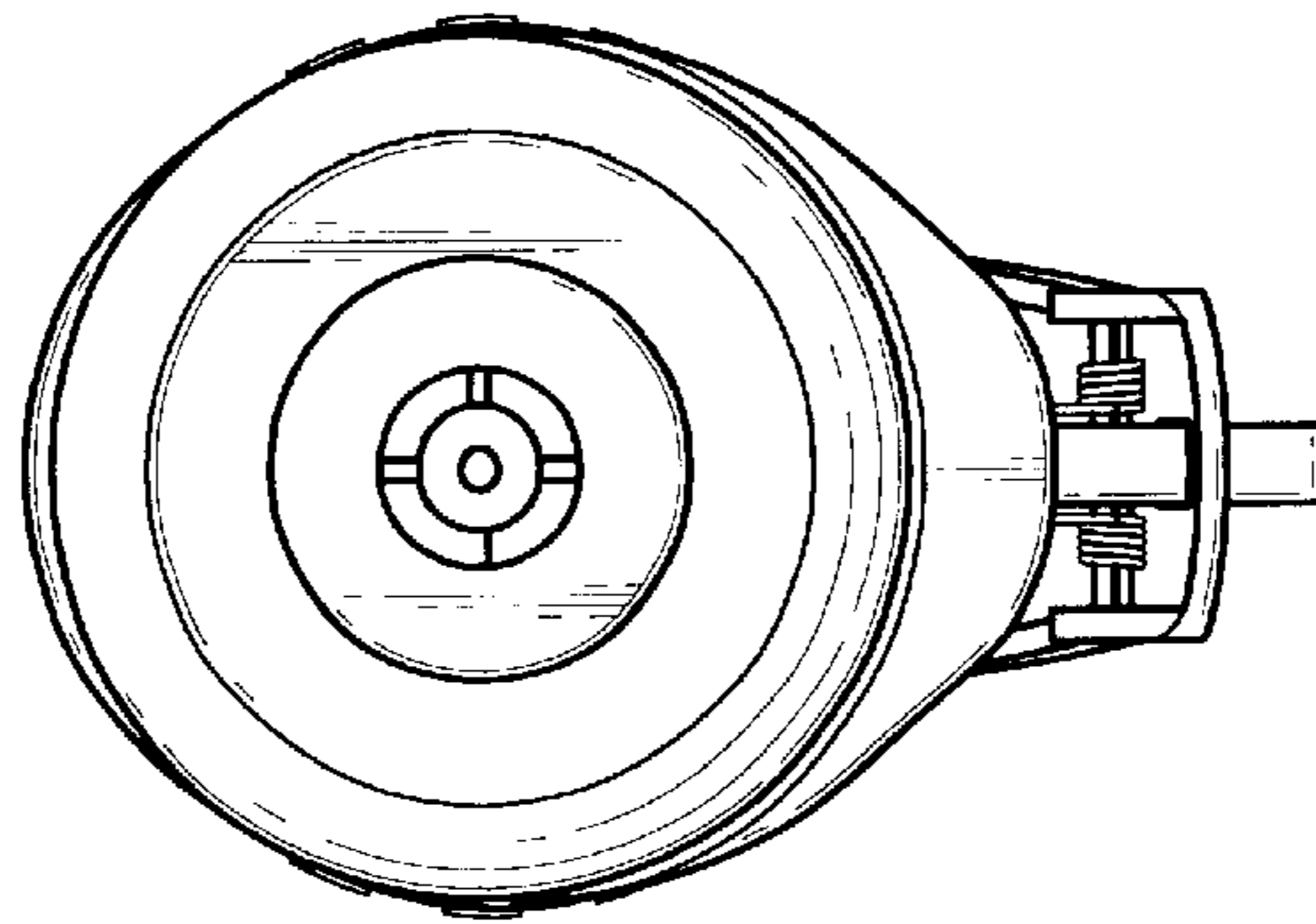


Fig.3

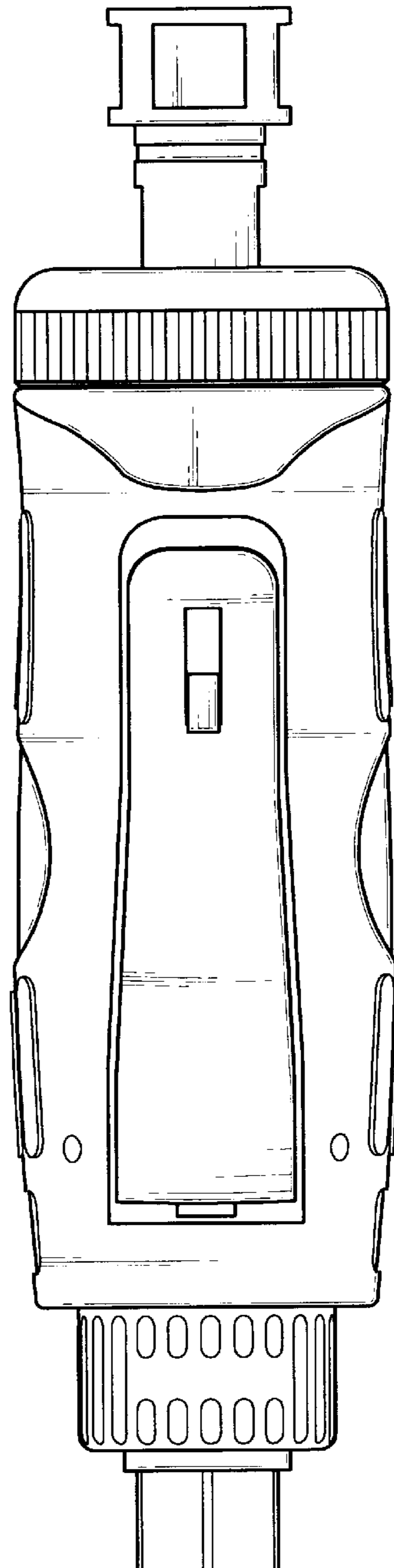


Fig.2

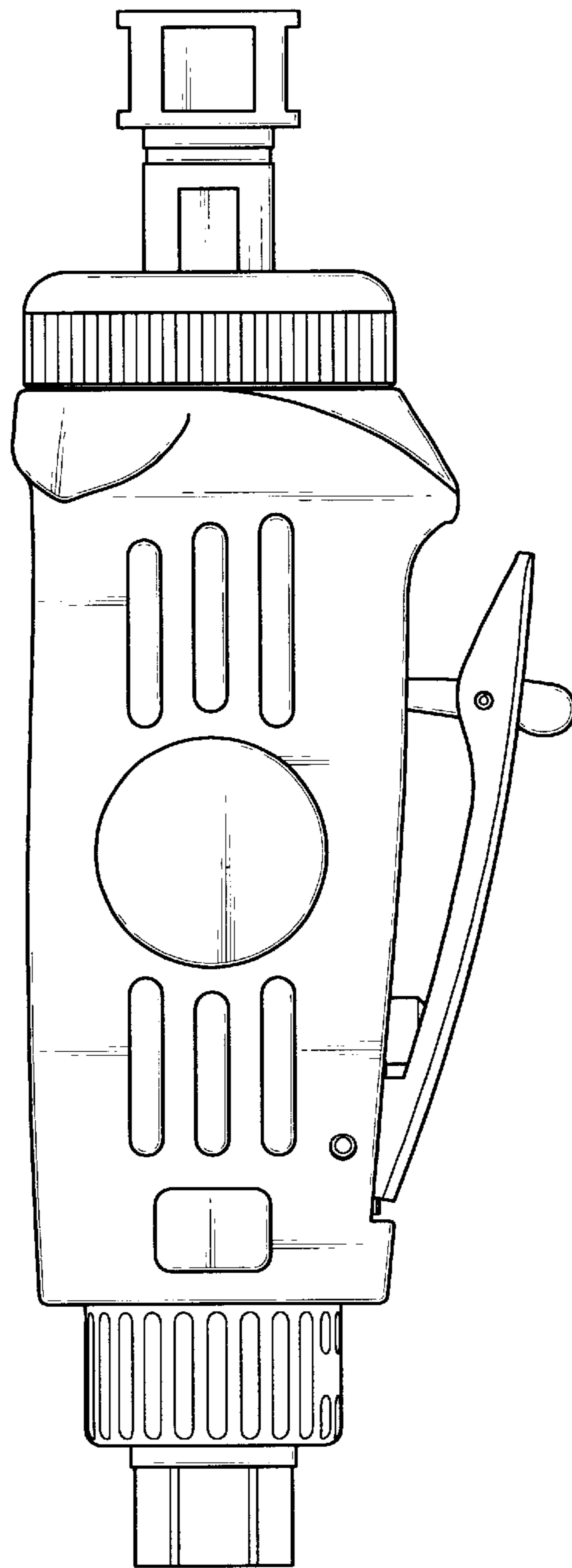


Fig.4

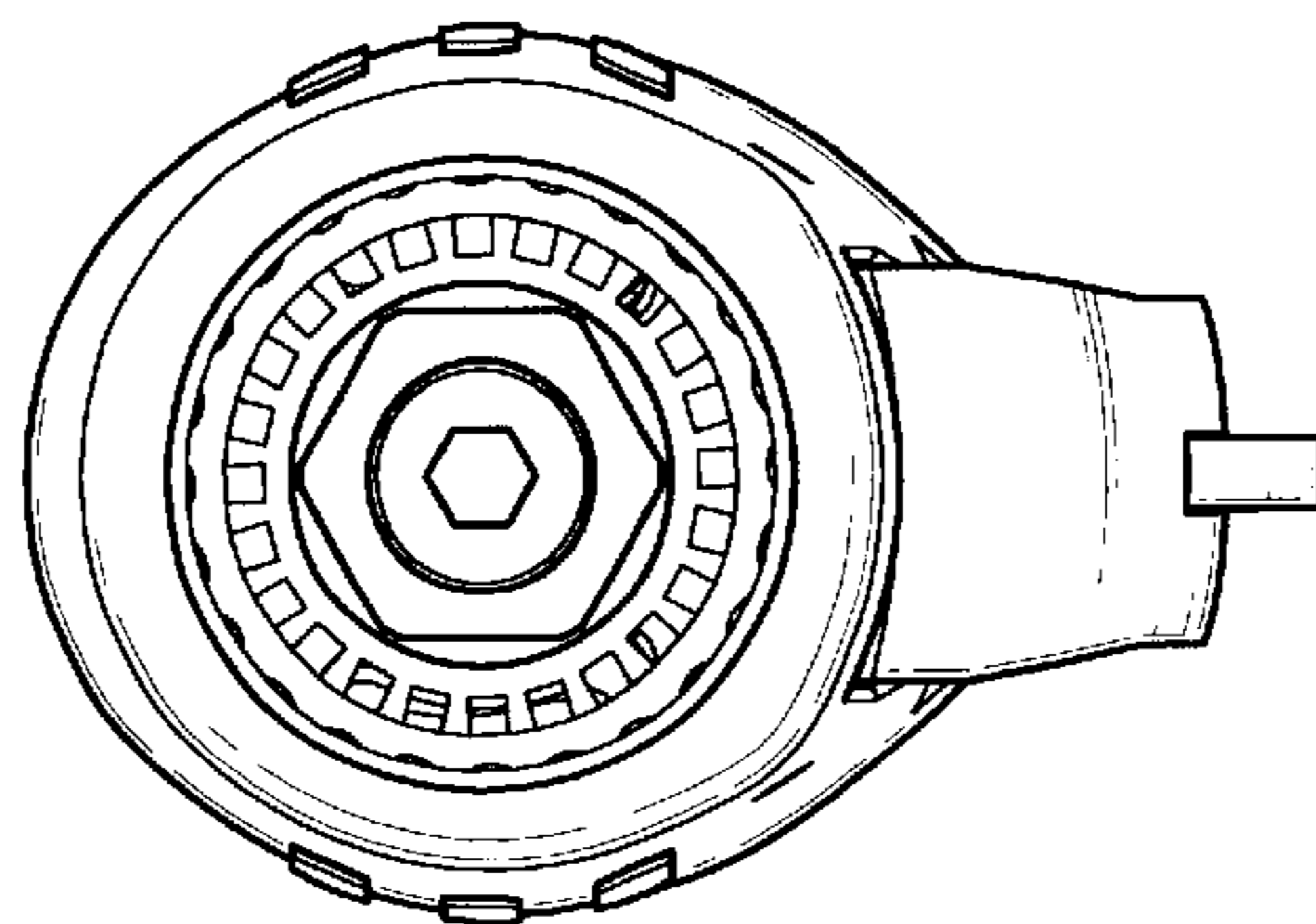


Fig.5

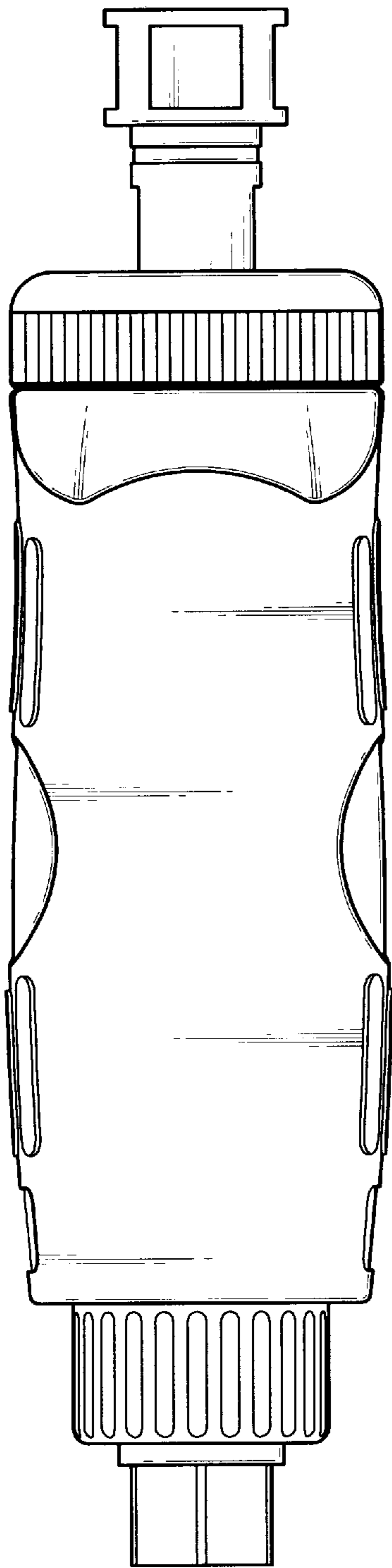


Fig. 6

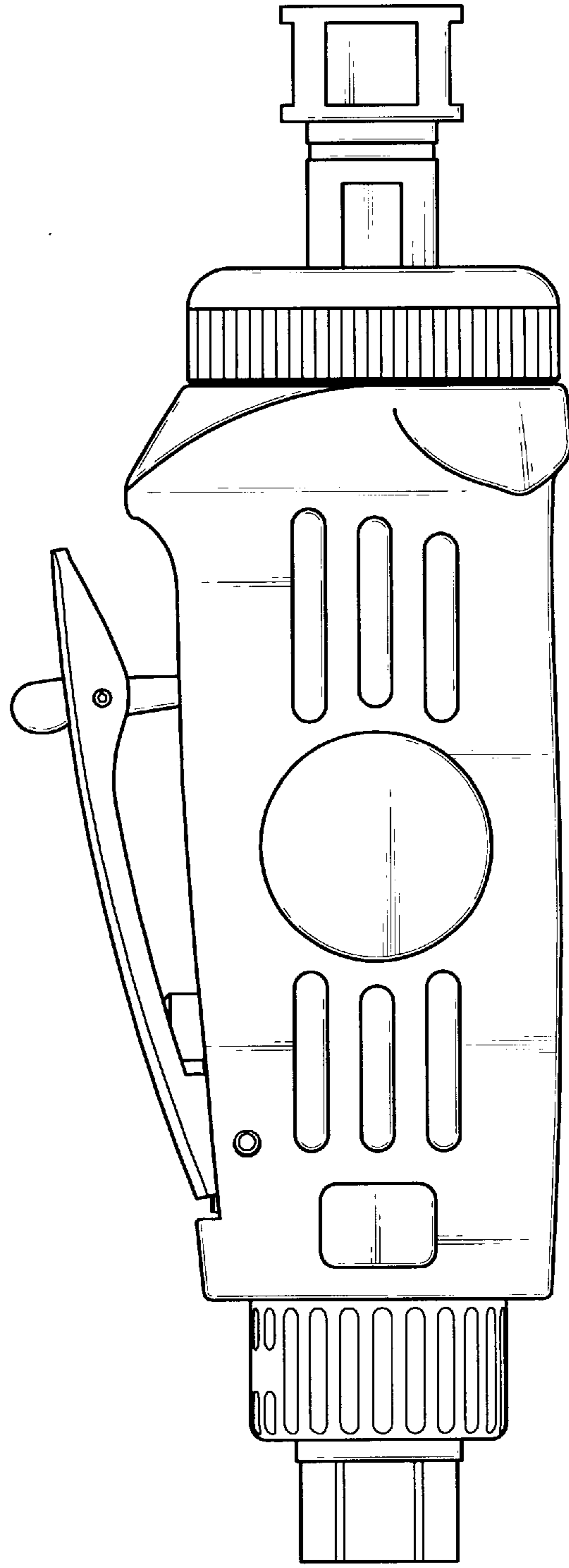


Fig. 7