



US00D525496S

(12) **United States Design Patent**
Hsieh

(10) **Patent No.:** **US D525,496 S**

(45) **Date of Patent:** **** Jul. 25, 2006**

(54) **SOCKET**

(76) **Inventor:** **Chih-Ching Hsieh**, 235 Chung-Ho Box
8-24, Taipei (TW)

(**) **Term:** **14 Years**

(21) **Appl. No.:** **29/216,216**

(22) **Filed:** **Nov. 1, 2004**

(51) **LOC (8) Cl.** **08-05**

(52) **U.S. Cl.** **D8/29**

(58) **Field of Classification Search** 81/589,
81/58, 155, 121.1, 124.2, 60-63.2, 165, 170,
81/177.1, 489, 3.35, 3.45; 7/100, 138, 168,
7/157; D10/2, 15; D8/17, 21-29, 81-87,
D8/102-107, 105, 98, 99, 55, 93, 94
See application file for complete search history.

(56) **References Cited**

U.S. PATENT DOCUMENTS

3,262,338	A	*	7/1966	Mahall	76/114
D290,581	S	*	6/1987	Hughes	D8/347
D299,613	S	*	1/1989	Laurie	D8/29
D339,278	S	*	9/1993	Rainey	D8/82
D381,247	S	*	7/1997	Zayat, Jr.	D8/29

D398,823	S	*	9/1998	Hsieh	D8/29
D403,934	S	*	1/1999	Girdler et al.	D8/27
D431,984	S	*	10/2000	Cotillon	D8/29
D474,382	S	*	5/2003	Tsai	D8/29
D477,198	S	*	7/2003	Staton	D8/29
D484,768	S	*	1/2004	Warfel et al.	D8/86
D494,031	S	*	8/2004	Moore, Jr.	D8/29
6,951,156	B1	*	10/2005	Garg	81/121.1

* cited by examiner

Primary Examiner—Raphael Barkai
Assistant Examiner—Randall H. Gholson

(57) **CLAIM**

The ornamental design for a socket, as shown and described.

DESCRIPTION

FIG. 1 is a perspective view of a socket showing my new design.

FIG. 2 is a front elevational view thereof.

FIG. 3 is a rear elevational view thereof.


FIG. 4 is a left side view thereof.

FIG. 5 is a right side view thereof.

FIG. 6 is a top plan view thereof; and,

FIG. 7 is a bottom plan view thereof.

1 Claim, 4 Drawing Sheets






Fig. 1




Fig. 4




Fig. 2




Fig. 5




Fig. 3

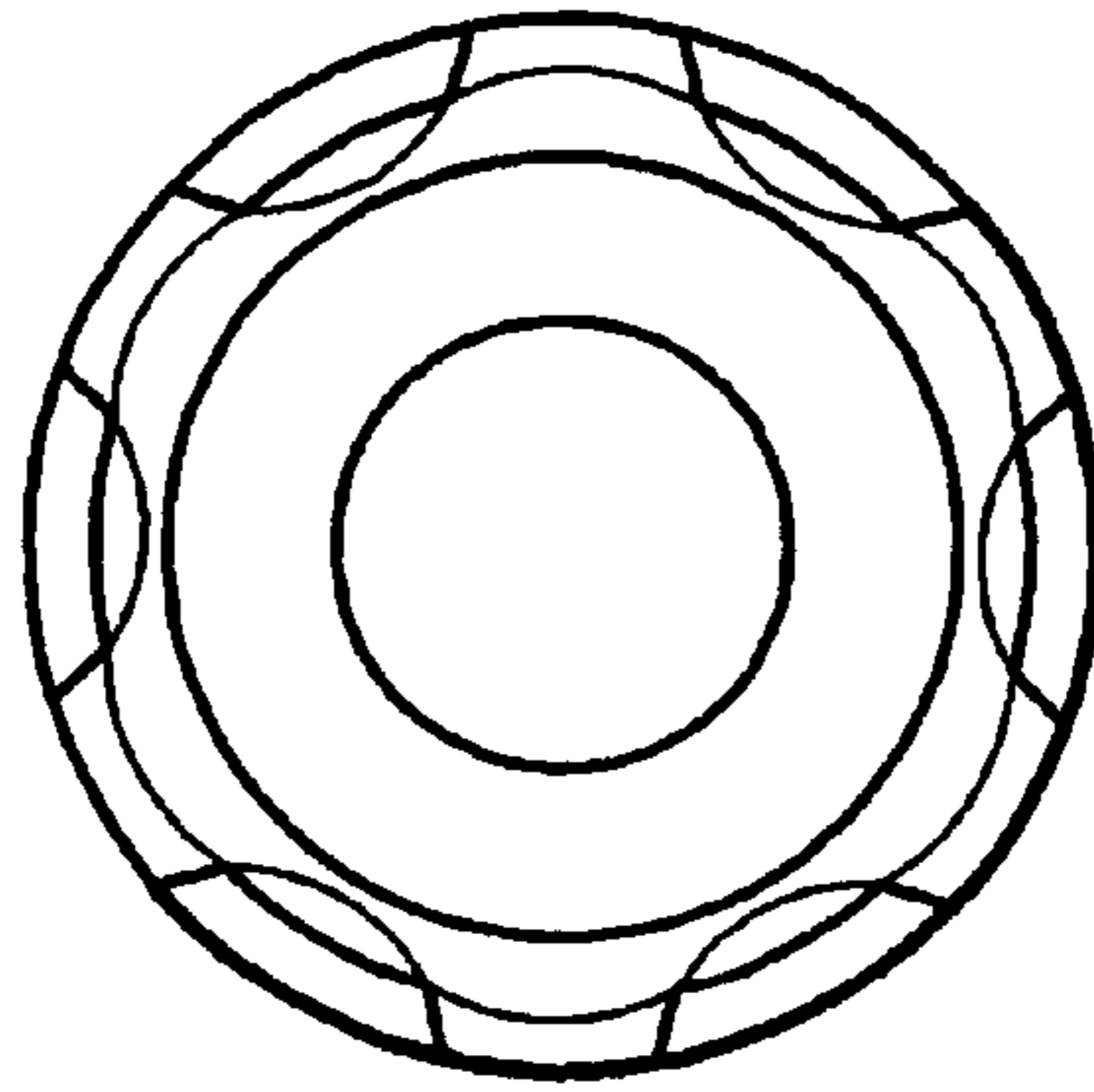


Fig. 6

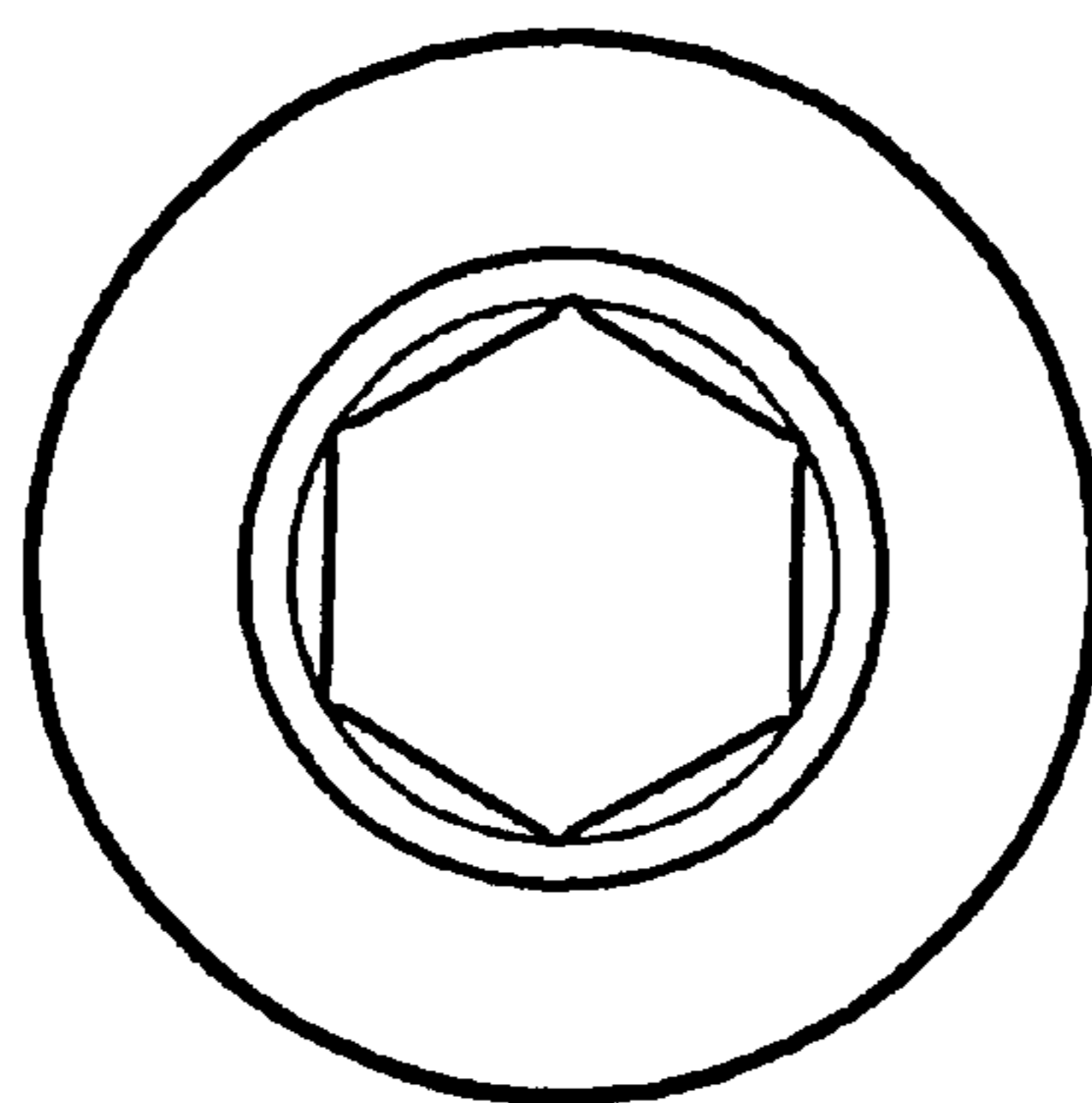


Fig. 7