

US00D525476S

(12) **United States Design Patent**
Bengtson et al.

(10) **Patent No.:** **US D525,476 S**

(45) **Date of Patent:** **** Jul. 25, 2006**

(54) **DOUBLE OVEN**

(75) Inventors: **Alan D. Bengtson**, St. Joseph, MI
(US); **Kevin J. Gilboe**, Stevensville, MI
(US)

(73) Assignee: **Whirlpool Corporation**, Benton
Harbor, MI (US)

(**) Term: **14 Years**

(21) Appl. No.: **29/229,631**

(22) Filed: **May 10, 2005**

(51) **LOC (8) Cl.** **07-02**

(52) **U.S. Cl.** **D7/349; D7/405**

(58) **Field of Classification Search** D7/340-341,
D7/346, 348-349, 365, 367, 369, 402, 405,
D7/407-408; 126/21 A, 1 AA, 200, 198;
219/400, 10.55 R, 680

See application file for complete search history.

(56) **References Cited**

U.S. PATENT DOCUMENTS

D366,983 S * 2/1996 Leukhardt et al. D7/349

D424,862 S * 5/2000 Holbrook D7/349
D462,867 S * 9/2002 Resuello et al. D7/349
D468,585 S * 1/2003 Resuello et al. D7/405
D468,962 S * 1/2003 Jones et al. D7/405

* cited by examiner

Primary Examiner—Catherine R. Oliver

(74) *Attorney, Agent, or Firm*—Clifton G. Green; Robert O.
Rice; John F. Colligan

(57) **CLAIM**

The ornamental design for a double oven, as shown and
described.

DESCRIPTION

FIG. 1 is a front perspective view of the design of the double
oven;

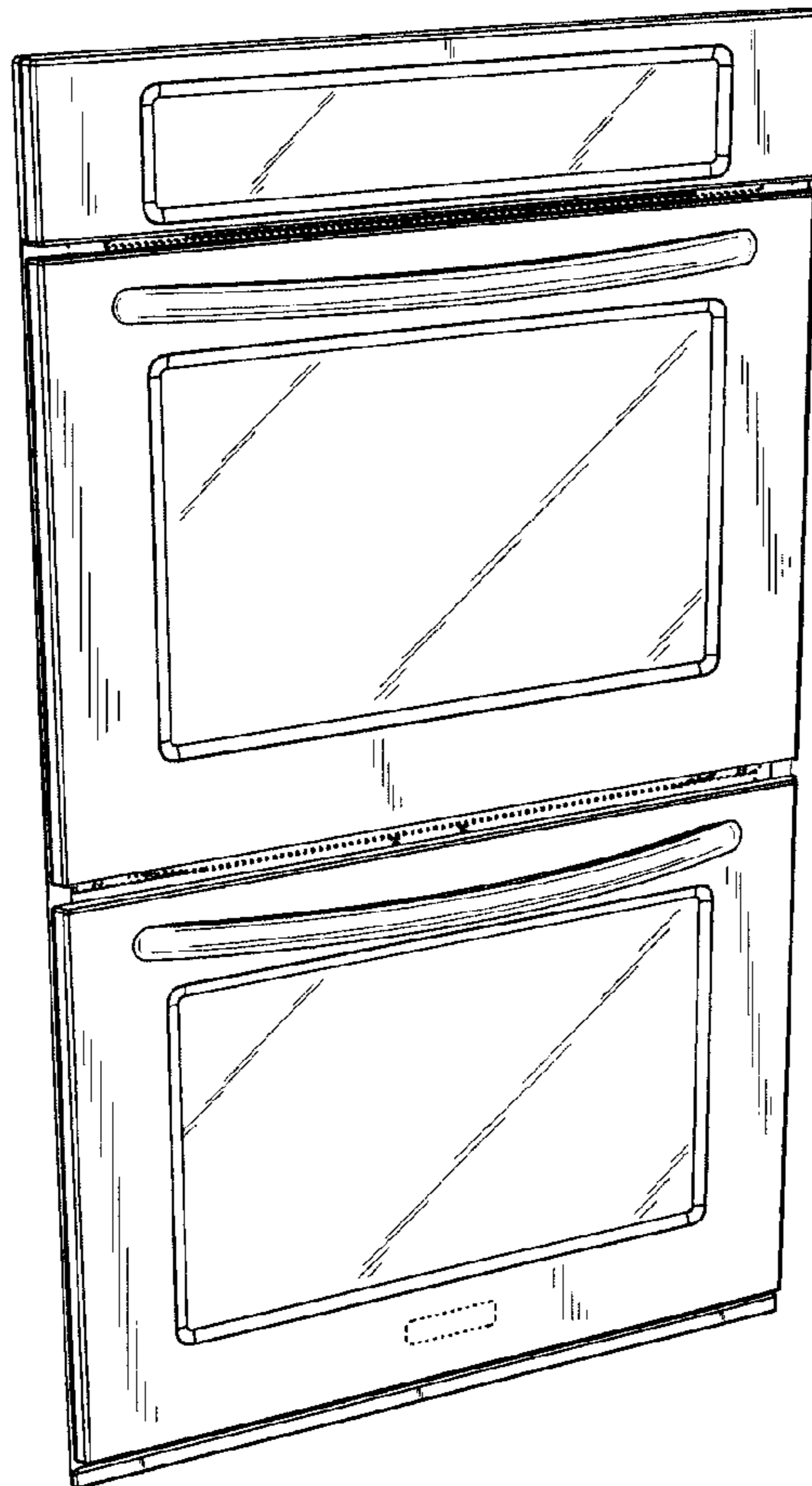
FIG. 2 is a front elevational view thereof;

FIG. 3 is a right side elevational view with the left side being
a mirror image thereof; and,

FIG. 4 is a top plan view thereof.

The broken lines shown are for illustrative purpose only and
forms no part of the claimed design.

1 Claim, 3 Drawing Sheets



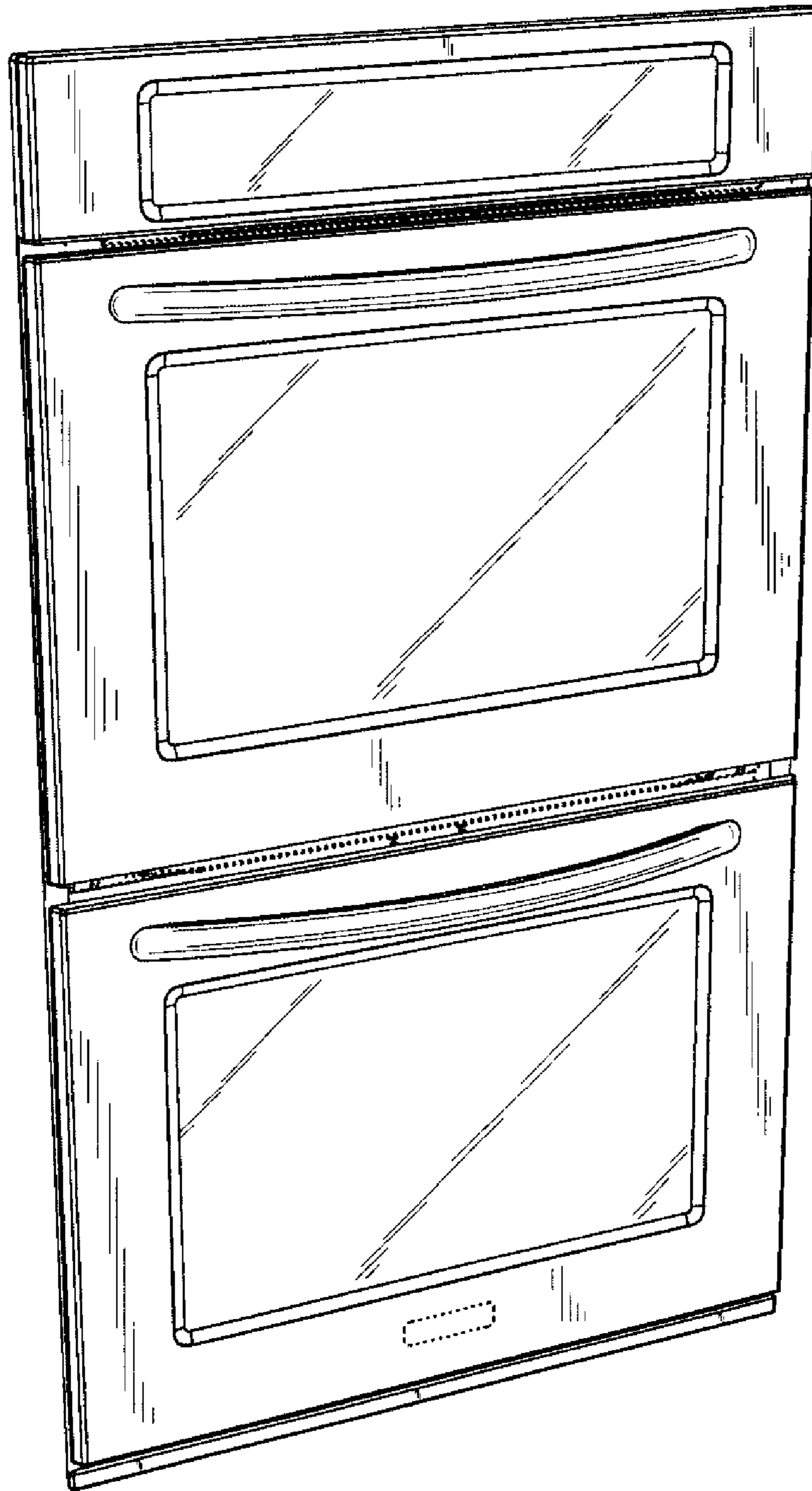


Fig. 1

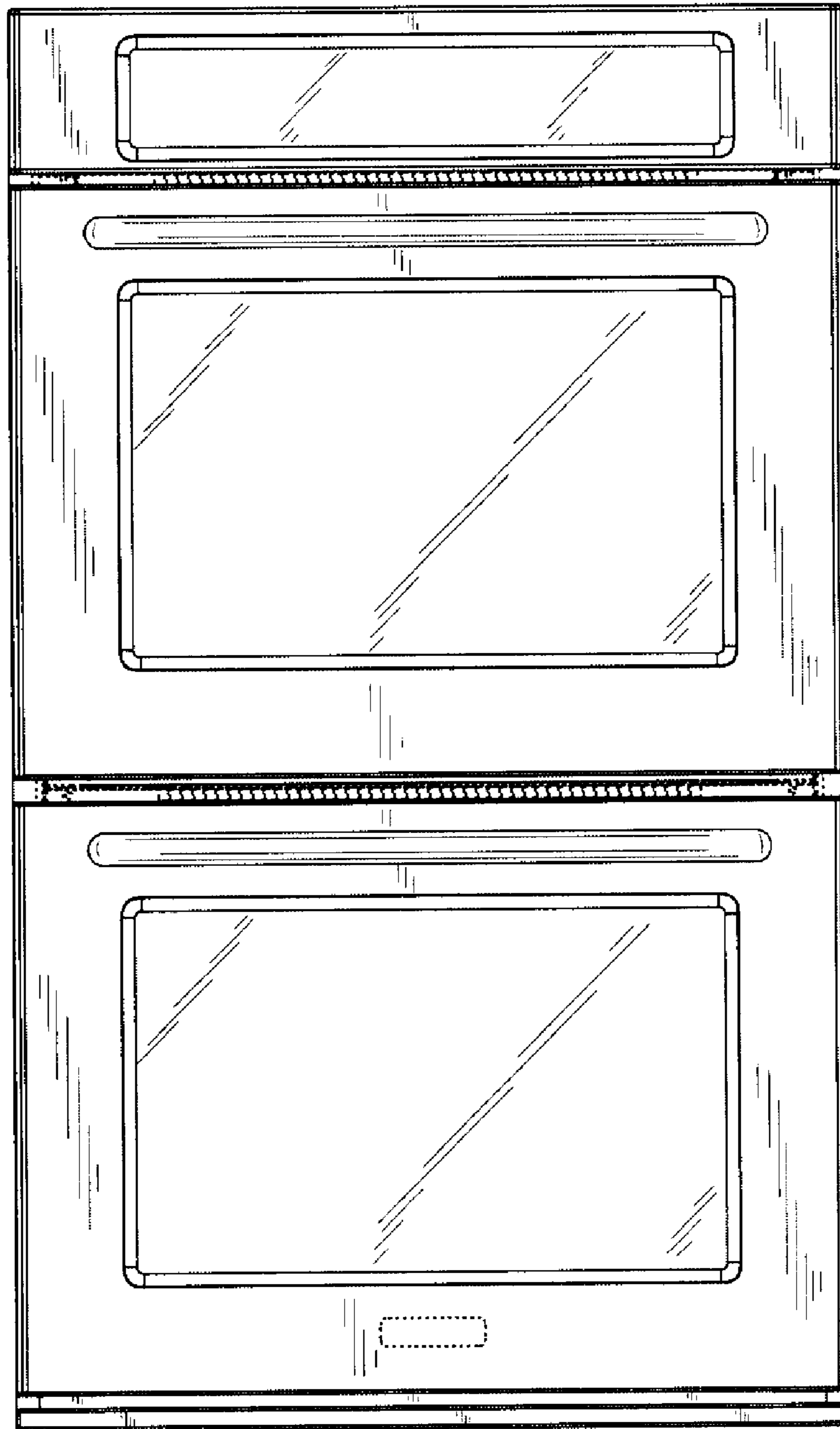


Fig. 2

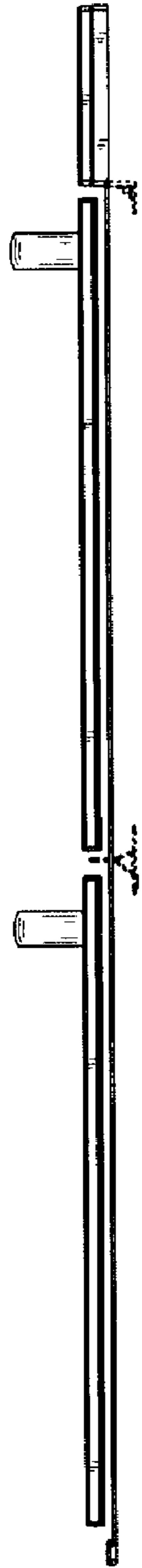


Fig. 3




Fig. 4