



US00D525470S

(12) **United States Design Patent**
Morgan

(10) **Patent No.:** **US D525,470 S**
(45) **Date of Patent:** **** Jul. 25, 2006**

- (54) **KETTLE**
- (75) Inventor: **Mark Morgan**, Hants (GB)
- (73) Assignee: **Kenwood Limited**, Hampshire (GB)
- (**) Term: **14 Years**
- (21) Appl. No.: **29/199,002**
- (22) Filed: **Feb. 6, 2004**
- (51) **LOC (8) Cl.** **07-01**
- (52) **U.S. Cl.** **D7/319; D7/317**
- (58) **Field of Classification Search** D7/300,
D7/312, 316-319, 600, 608; 220/504, 300,
220/903, 293; 222/475.1, 465.1, 572, 478,
222/518, 131, 144.5; 366/147, 256; 215/392
See application file for complete search history.

(56) **References Cited**

U.S. PATENT DOCUMENTS

- D186,237 S * 9/1959 Lax D7/300
- D201,839 S * 8/1965 Erkers D7/317
- D286,732 S * 11/1986 Darnell D7/319
- D311,475 S * 10/1990 Durand D7/317
- D363,409 S * 10/1995 Huang D7/317
- D418,358 S * 1/2000 Huang D7/317
- D442,418 S * 5/2001 Hsu D7/319
- D489,219 S * 5/2004 O'Connor et al. D7/319

- D493,059 S * 7/2004 O'Connor et al. D7/319
- D494,803 S * 8/2004 Bodum D7/319
- D502,355 S * 3/2005 Levien D7/317

* cited by examiner

Primary Examiner—M. N. Pandozzi

(74) *Attorney, Agent, or Firm*—Martin Fleit; Paul D. Bianco; Fleit Kain Gibbons Gutman Bongini & Bianco, P.L.


(57) **CLAIM**

The ornamental design for a kettle, as shown and described.

DESCRIPTION

FIG. 1 is a rear oblique view from above of the kettle showing its new design;
 FIG. 2 is a side view of the kettle shown in FIG. 1;
 FIG. 3 is a front elevation, spout facing view of the kettle shown in FIG. 1;
 FIG. 4 is a rear elevation, handle & switch facing view of the kettle as shown in FIG. 1;
 FIG. 5 is a plan view from above of the kettle shown in FIG. 1;
 FIG. 6 is an exploded front elevational view thereof;
 FIG. 7 is a bottom plan view thereof; and,
 FIG. 8 is a bottom plan view of the kettle portion only with the stand removed for ease of illustration.

1 Claim, 7 Drawing Sheets






FIG. 1




FIG. 2

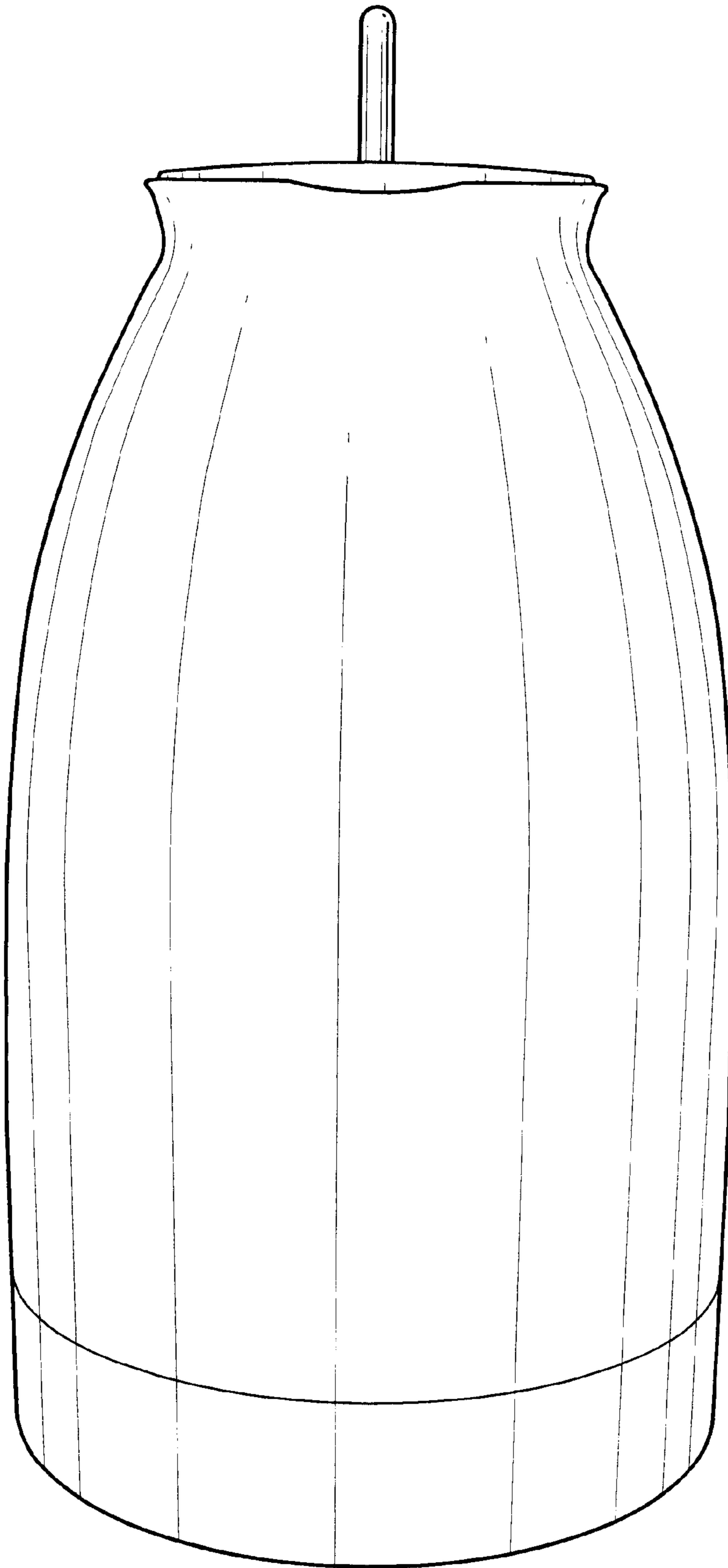


FIG. 3

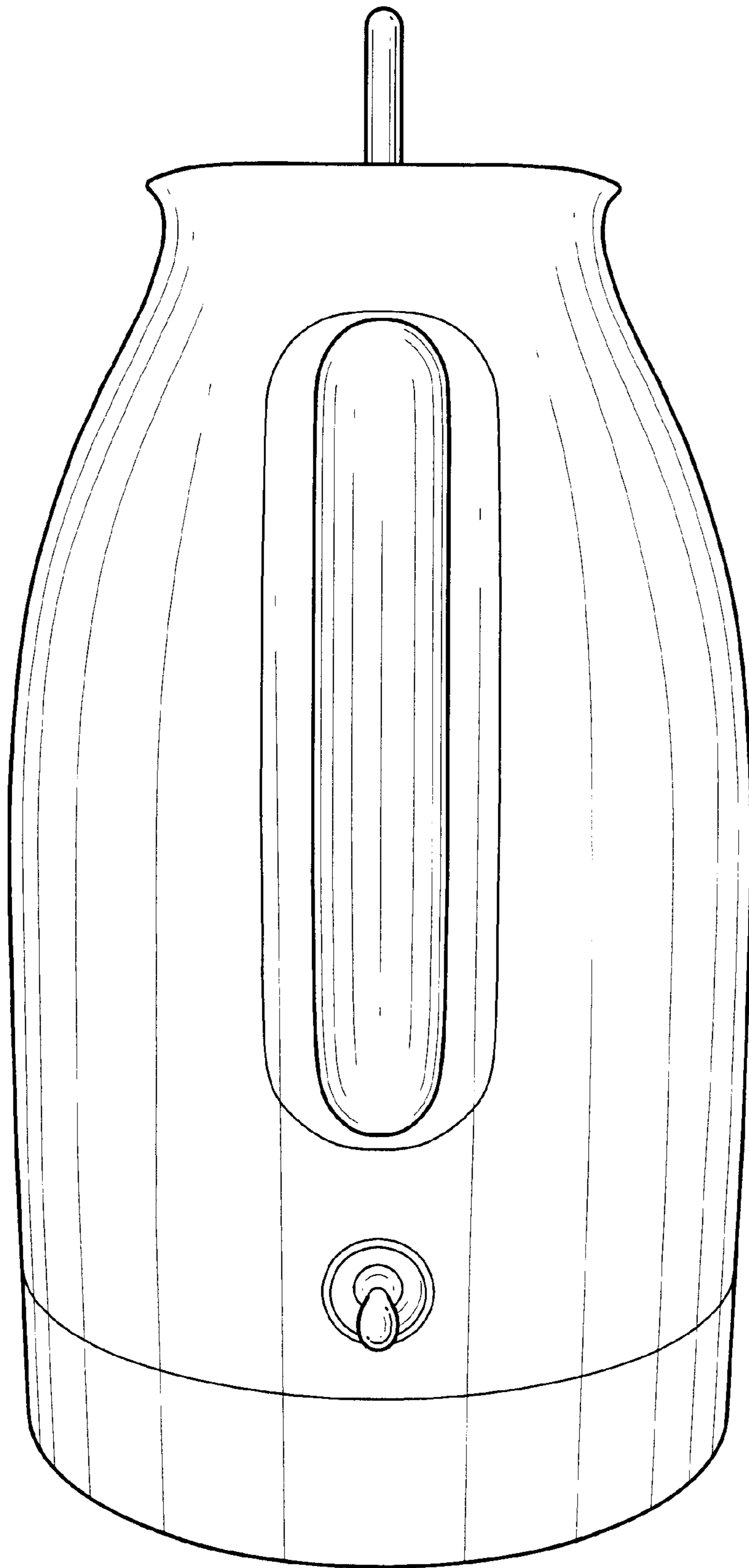


FIG. 4


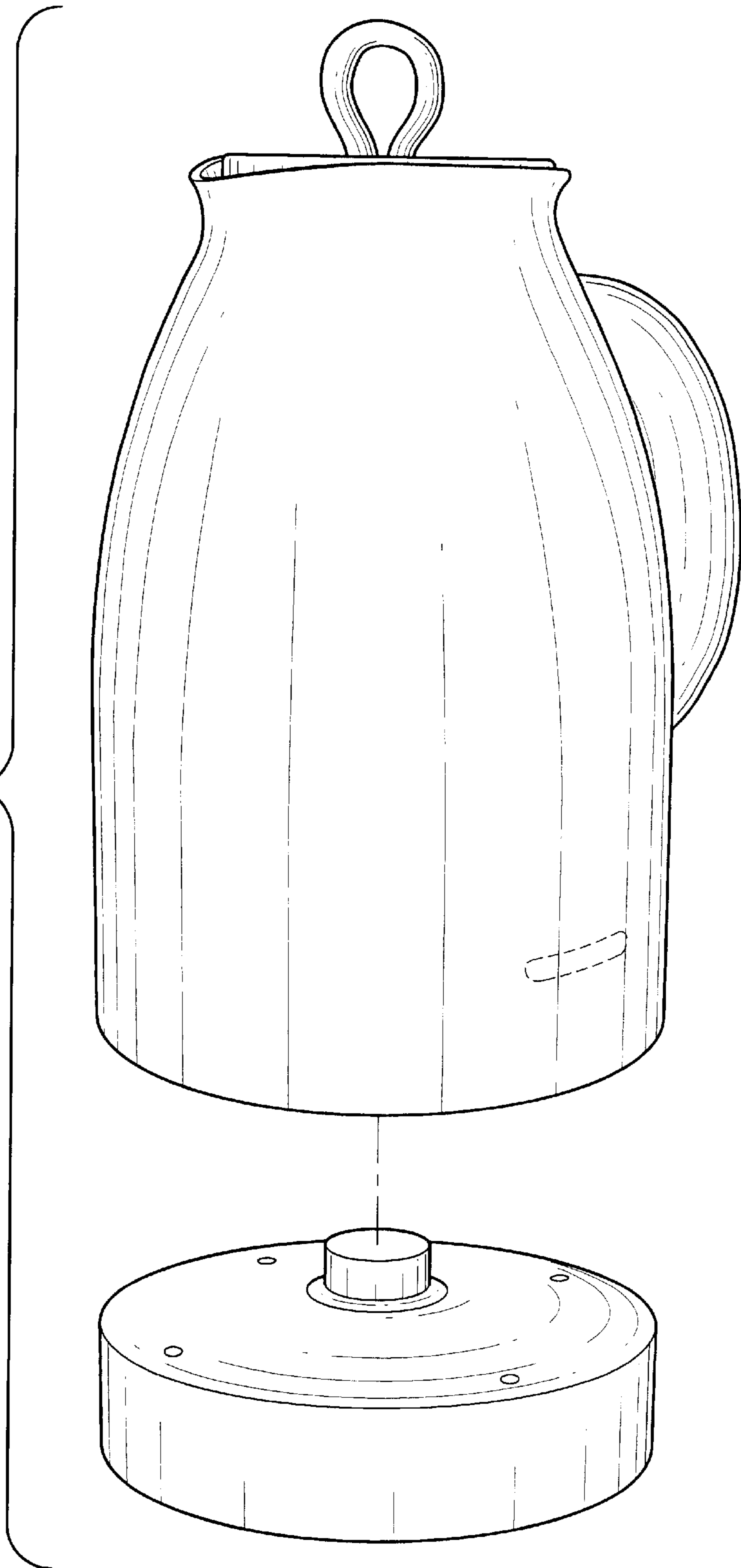


FIG. 5

FIG. 6



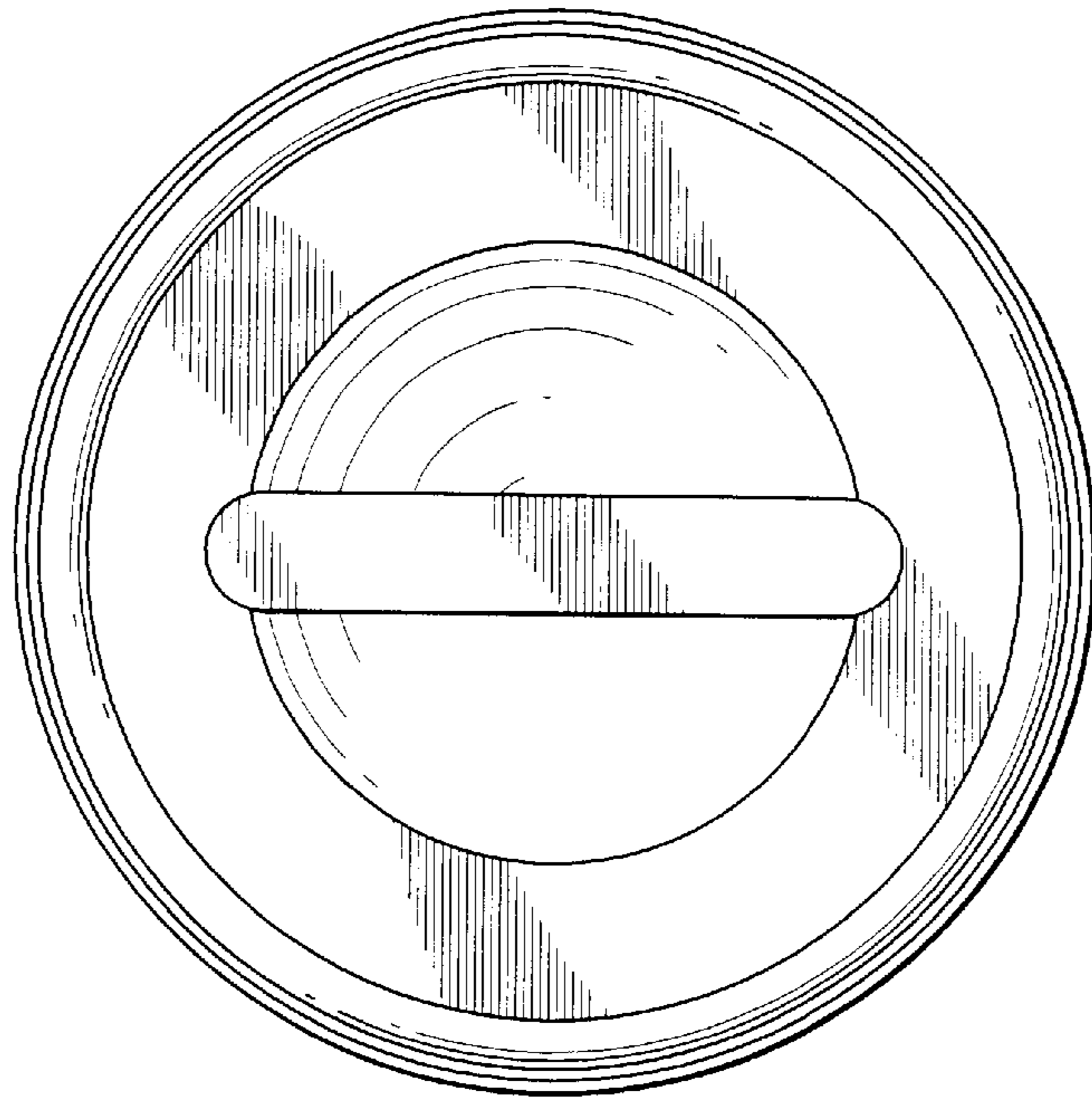


FIG. 7

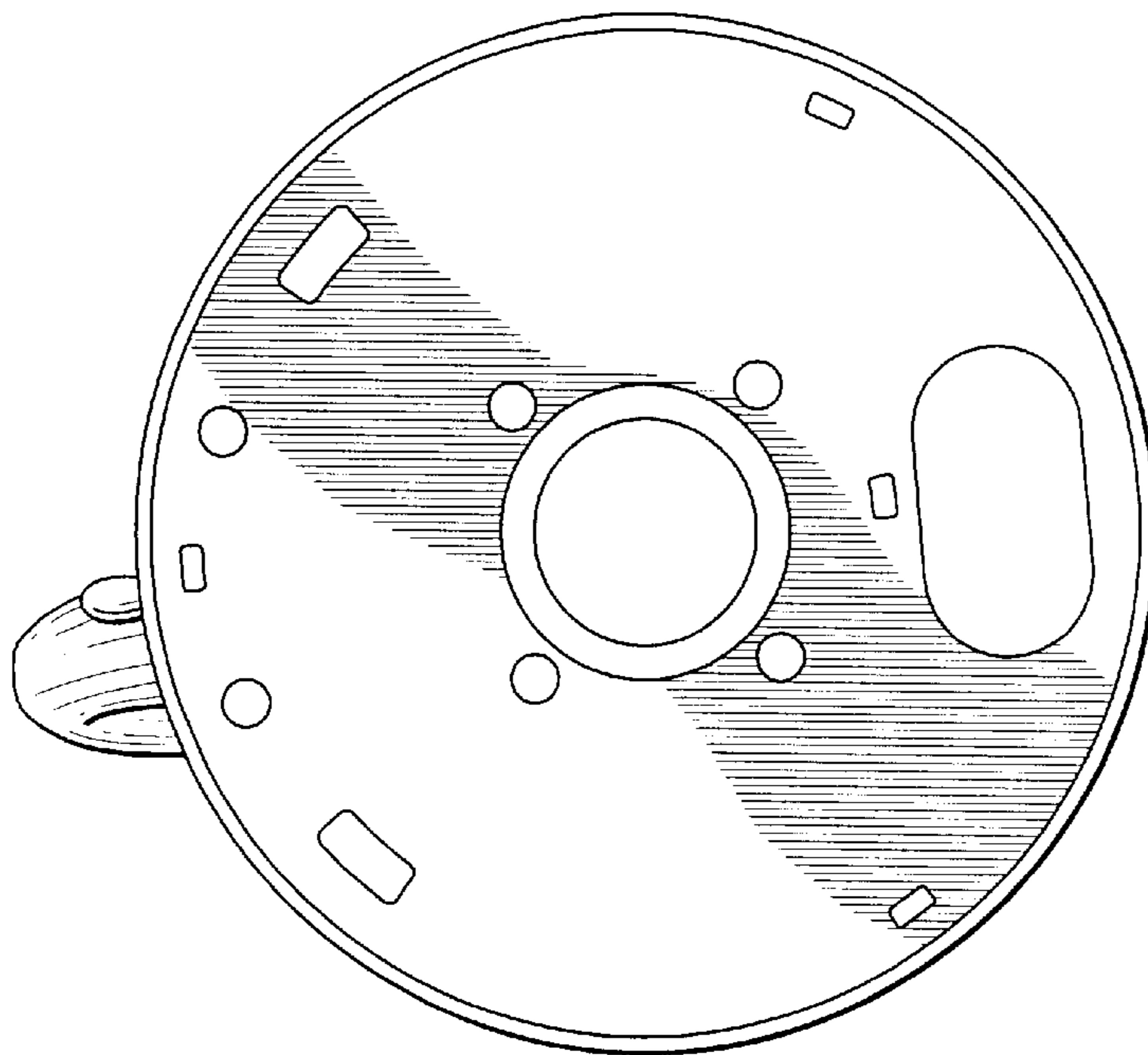


FIG. 8