

US00D525466S

(12) **United States Design Patent**
Lai

(10) **Patent No.:** **US D525,466 S**

(45) **Date of Patent:** **** Jul. 25, 2006**

(54) **CONTAINER**

(76) **Inventor:** **Ming-Hsiao Lai**, No. 8, Lane 2, Kung Chi Village, Ta Tseun Hsiang, Chang-Hua Hsien (TW)

(**) **Term:** **14 Years**

(21) **Appl. No.:** **29/199,352**

(22) **Filed:** **Feb. 17, 2004**

(51) **LOC (8) Cl.** **20-02**

(52) **U.S. Cl.** **D6/520; D6/521**

(58) **Field of Classification Search** D6/515-523;
D7/612-615; D9/424, 428; 220/281, 662,
220/780-785; 206/216, 265, 553, 389, 391;
221/45, 282, 284; 242/570, 590

See application file for complete search history.

(56) **References Cited**

U.S. PATENT DOCUMENTS

D237,232 S * 10/1975 Garrett, Jr. D6/520
D394,178 S * 5/1998 Gremchuck D6/524
D419,012 S * 1/2000 Wiggins, Jr. D6/520
D422,170 S * 4/2000 Harris, Jr. D6/521

D425,739 S * 5/2000 Jones et al. D6/520
6,270,035 B1 * 8/2001 Lahaussois 242/590
D461,352 S * 8/2002 Pianezza D6/520
D493,053 S * 7/2004 Snell D6/520

* cited by examiner

Primary Examiner—Brian N Vinson

(74) *Attorney, Agent, or Firm*—Egbert Law Offices

(57) **CLAIM**

I claim the ornamental design for a container, as shown and described.

DESCRIPTION

FIG. 1 is an upper perspective view of the container showing my design.

FIG. 2 is a front view thereof;

FIG. 3 is a back view thereof;

FIG. 4 is a side view thereof;


FIG. 5 is an opposite side view thereof;

FIG. 6 is a top view thereof;

FIG. 7 is a bottom view thereof; and,

FIGS. 8-10 are perspective views of alternative embodiments of the design.

1 Claim, 6 Drawing Sheets






FIG. 1




FIG. 2




FIG. 3




FIG. 4




FIG. 5

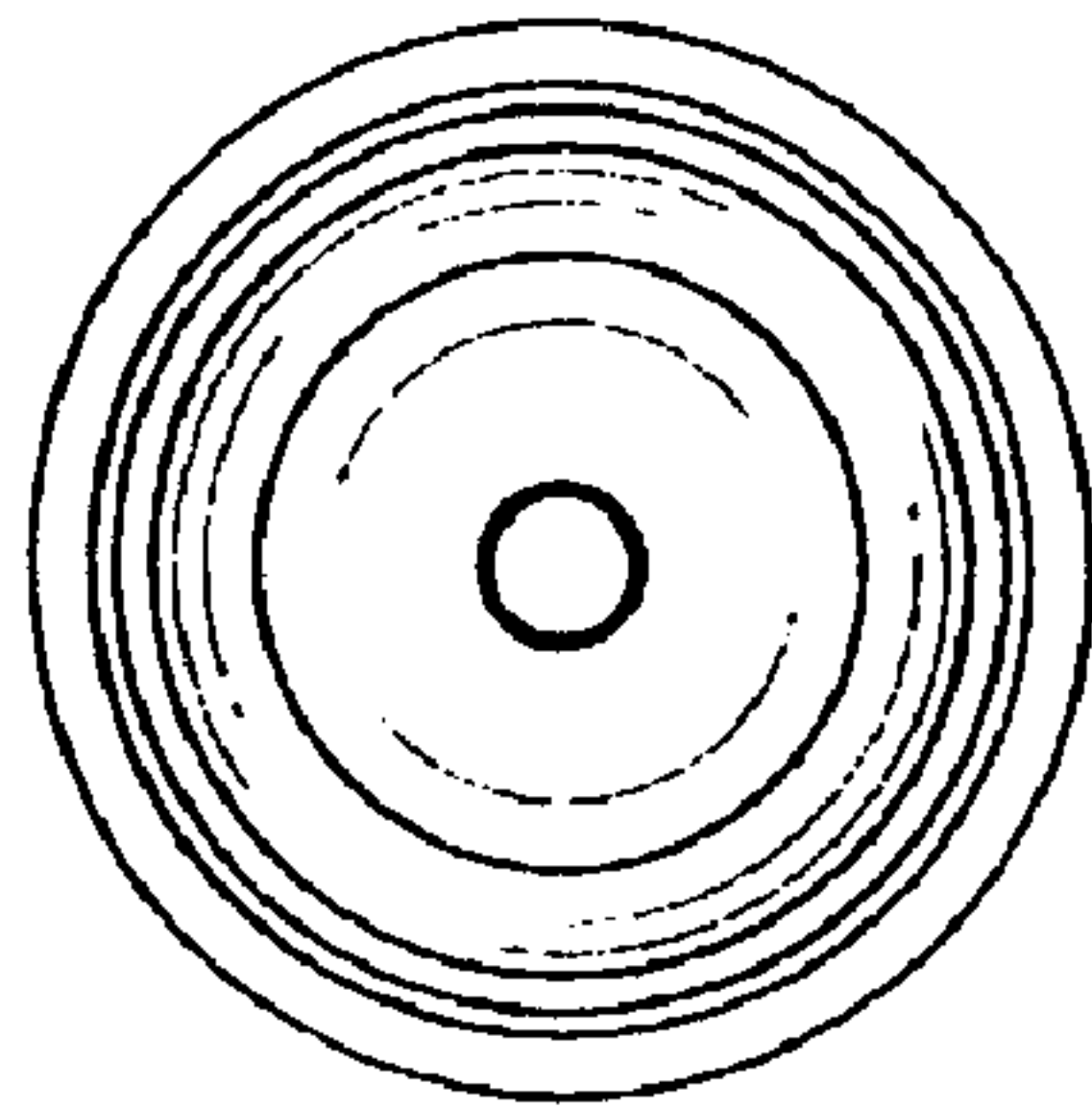


FIG. 6

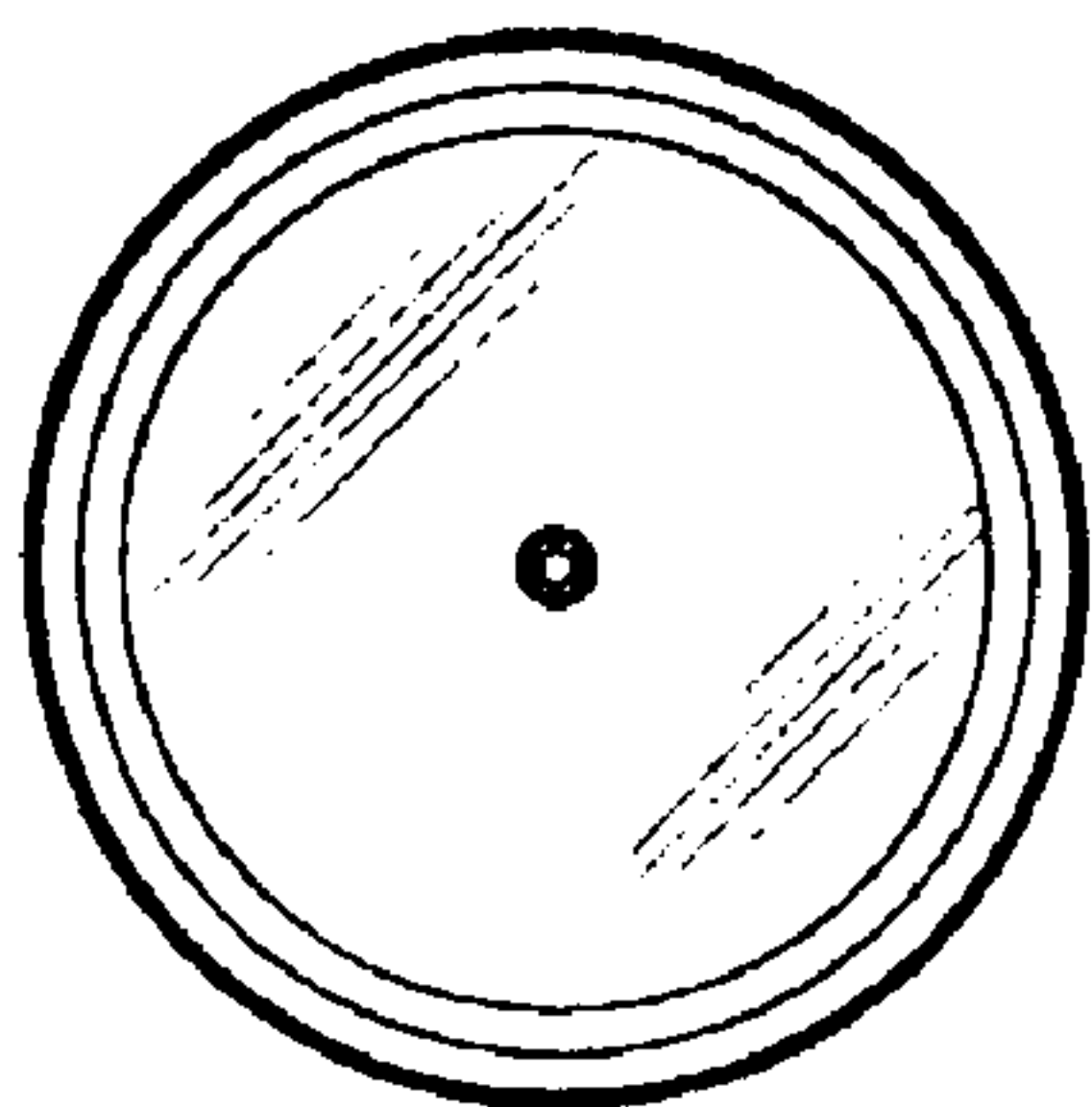


FIG. 7




FIG. 8

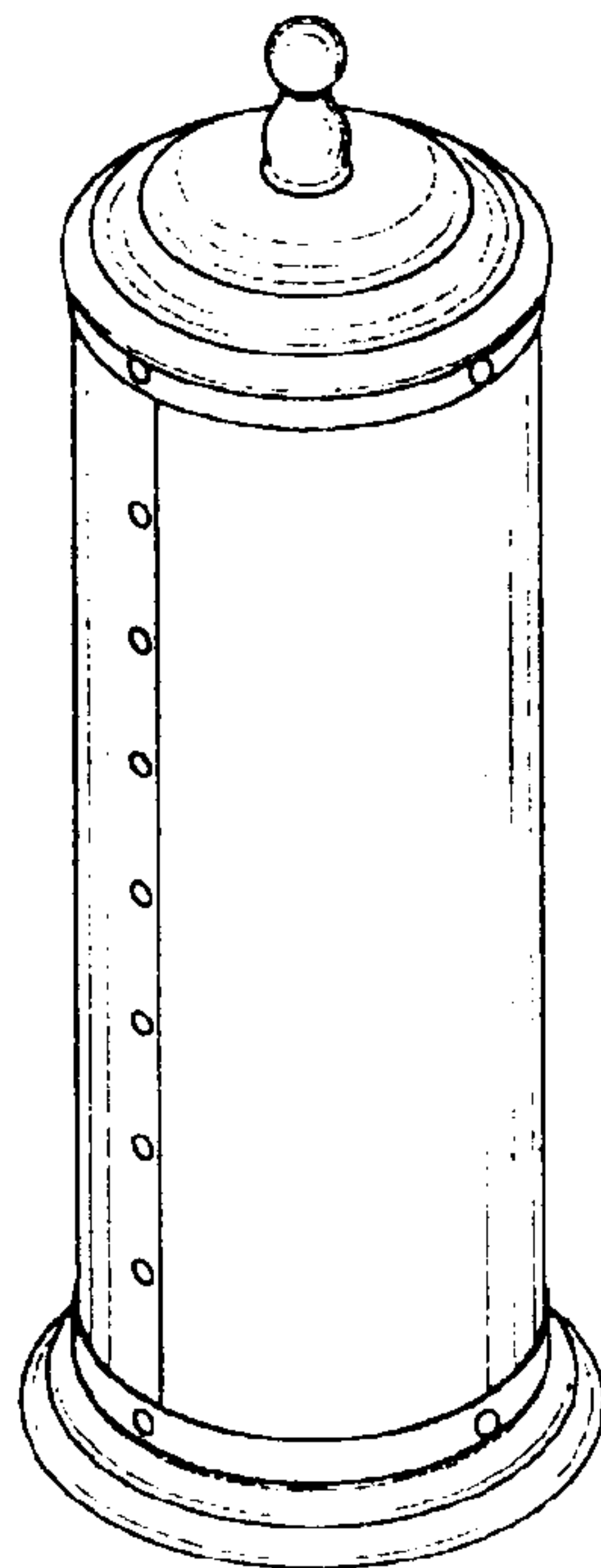


FIG. 9

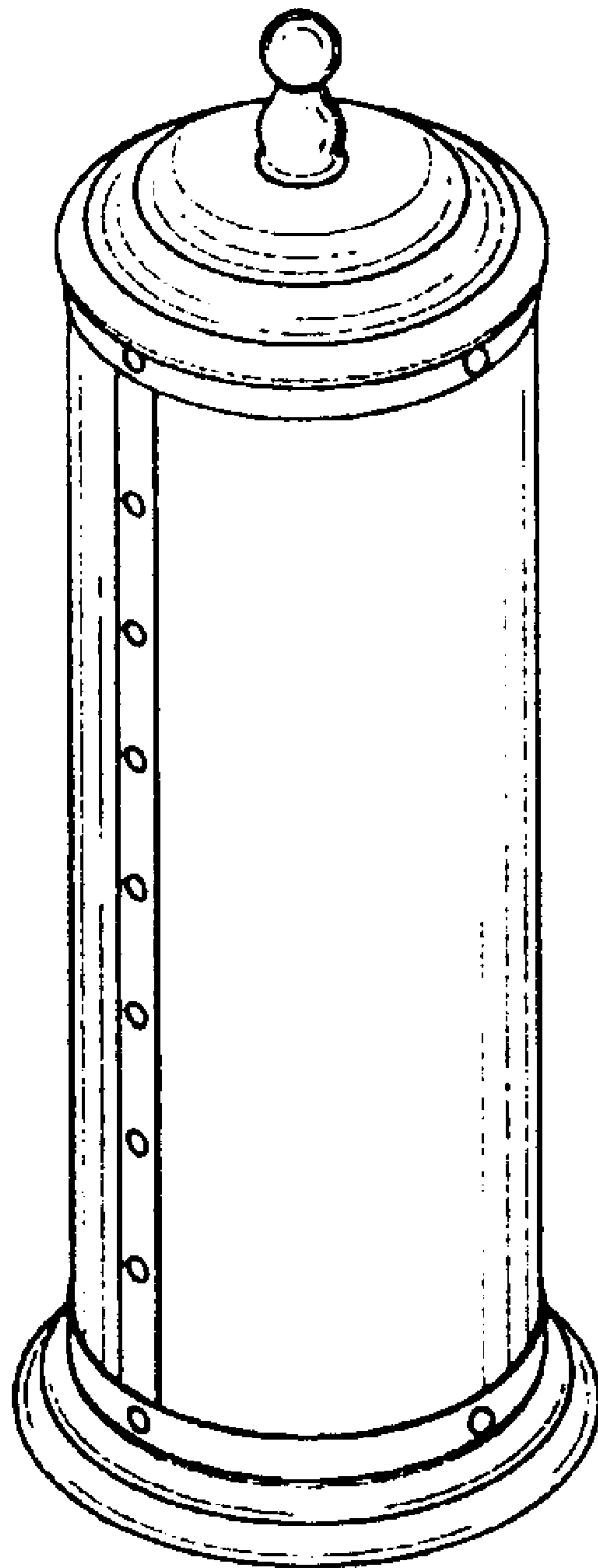


FIG. 10