



US00D525458S

(12) **United States Design Patent** (10) **Patent No.:** **US D525,458 S**
Domack et al. (45) **Date of Patent:** **** Jul. 25, 2006**

(54) **BUFFET AND CHINA CABINET**

D482,907 S 12/2003 Wanek et al.
D488,646 S 4/2004 Domack

(75) Inventors: **Randy D. Domack**, Trempealeau, WI (US); **Terry A. Everson**, Blair, WI (US)

OTHER PUBLICATIONS

(73) Assignee: **Ashley Furniture Industries, Inc.**, Arcadia, WI (US)

Furniture Today, Marge Carson Bellagio Wall Unit, p. 186, Oct. 11, 1999.*

(**) Term: **14 Years**

Furniture Today, Alco Barrington China Cabinet and Buffet, p. 141, Oct. 16, 2000.*

(21) Appl. No.: **29/240,279**

Furniture Today, Aico Monte Carlo China Cabinet and Buffet, p. 2, Apr. 15, 2002.*

(22) Filed: **Oct. 11, 2005**

Bardini Collection, Photo of Fig. 217, *Carved Wood Credenza*, Florence, 1 page.

Related U.S. Application Data

Blondel, *Treillage*, High Point Library, 1 page.

(63) Continuation of application No. 29/225,527, filed on Mar. 17, 2005, now abandoned.

Orselli, Photo of Fig. 229, *Carved Wood Credenza*, New York City, 1 page.

(51) **LOC (8) Cl.** **06-04**

Photo, China Cabinet and Buffet, 1 page.

(52) **U.S. Cl.** **D6/470**

* cited by examiner

(58) **Field of Classification Search** D6/434, D6/436-447, 470; 312/114, 204, 224, 227
See application file for complete search history.

Primary Examiner—Cathron C. Brooks

(74) *Attorney, Agent, or Firm*—Patterson, Thuente, Skaar & Christensen, P.A.

(56) **References Cited**

(57) **CLAIM**

We claim the ornamental design for the buffet and china cabinet, as shown and described.

U.S. PATENT DOCUMENTS

DESCRIPTION

D227,842 S	7/1973	Adkinson
D227,845 S	7/1973	Adkinson
D242,678 S	12/1976	Adkinson
D242,679 S	12/1976	Adkinson
D371,256 S	7/1996	Paus
D371,688 S	7/1996	Keller
D372,139 S	7/1996	Walters, III et al.
D389,654 S	1/1998	Walters, III et al.
D424,831 S	5/2000	O'Hare
D425,329 S	5/2000	O'Hare
D441,219 S	5/2001	Cain
D447,886 S	9/2001	O'Hare
D454,729 S	3/2002	Vaaler
D461,068 S	8/2002	Stanton
D461,655 S	8/2002	Stanton
D462,198 S	9/2002	O'Hare
D469,273 S	1/2003	Stanton
D475,868 S	6/2003	Vaaler

FIG. 1 is a perspective view of a buffet and china cabinet according to an embodiment of the invention.


FIG. 2 is a front view of a buffet and china cabinet according to an embodiment of the invention.

FIG. 3 is a side view of a buffet and china cabinet according to an embodiment of the invention. The view from the opposite side being a mirror image thereof; and,

FIG. 4 is a top view of a buffet and china cabinet according to an embodiment of the invention.

The rear view of the buffet and china cabinet is not shown and forms no part of the claimed design. The broken lines on the front face of the buffet and china cabinet are contour lines that illustrate the transition between the planar surface and the oval-shaped projections.

1 Claim, 4 Drawing Sheets






Fig. 1




Fig. 2




Fig. 3

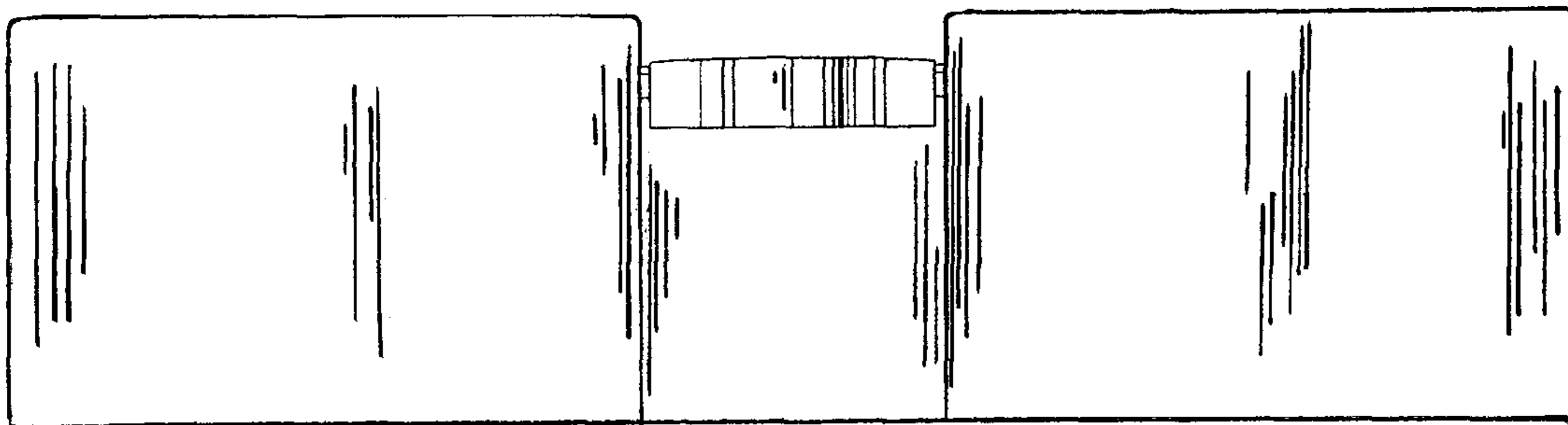


Fig. 4