



US00D525457S

(12) **United States Design Patent**
Saito

(10) **Patent No.:** **US D525,457 S**
(45) **Date of Patent:** **** Jul. 25, 2006**

(54) **EXHIBITORY STAND**

(75) Inventor: **Mamiko Saito**, Tokyo (JP)

(73) Assignee: **Create/Mu Co., Ltd.**, Tokyo (JP)

(**) Term: **14 Years**

(21) Appl. No.: **29/199,395**

(22) Filed: **Feb. 17, 2004**

(30) **Foreign Application Priority Data**

Aug. 18, 2003 (JP) 2003-023723

(51) **LOC (8) Cl.** **06-07**

(52) **U.S. Cl.** **D6/462**

(58) **Field of Classification Search** 211/13.1,
211/71.01, 74, 85.31, 85.18, 85.23, 181.1;
D6/450, 465, 462, 629; D11/148; 47/39,
47/40, 68, 45, 904; 248/107, 153, 175; D20/31;
223/66, 120, 68

See application file for complete search history.

(56) **References Cited**

U.S. PATENT DOCUMENTS

395,569 A * 1/1889 Hamada 83/463

D316,876 S * 5/1991 Heseltine D20/31
5,054,626 A * 10/1991 Stempinski 211/40
D436,490 S * 1/2001 Kwok D6/630

* cited by examiner

Primary Examiner—Antoine Duval Davis

Assistant Examiner—Sydney R. Buffalow

(74) *Attorney, Agent, or Firm*—Manabu Kanesaka

(57) **CLAIM**

The ornamental design for an exhibitory stand, as shown and described.

DESCRIPTION

FIG. 1 is a perspective view of an exhibitory stand showing my new design;

FIG. 2 is a front view thereof;

FIG. 3 is a rear view thereof;

FIG. 4 is a plan view thereof;

FIG. 5 is a bottom view thereof;

FIG. 6 is a right side view thereof;

FIG. 7 is a left side view thereof; and,

FIG. 8 is a perspective view of the exhibitory stand in an extended state.

1 Claim, 4 Drawing Sheets





FIG. 1




FIG.2




FIG.3

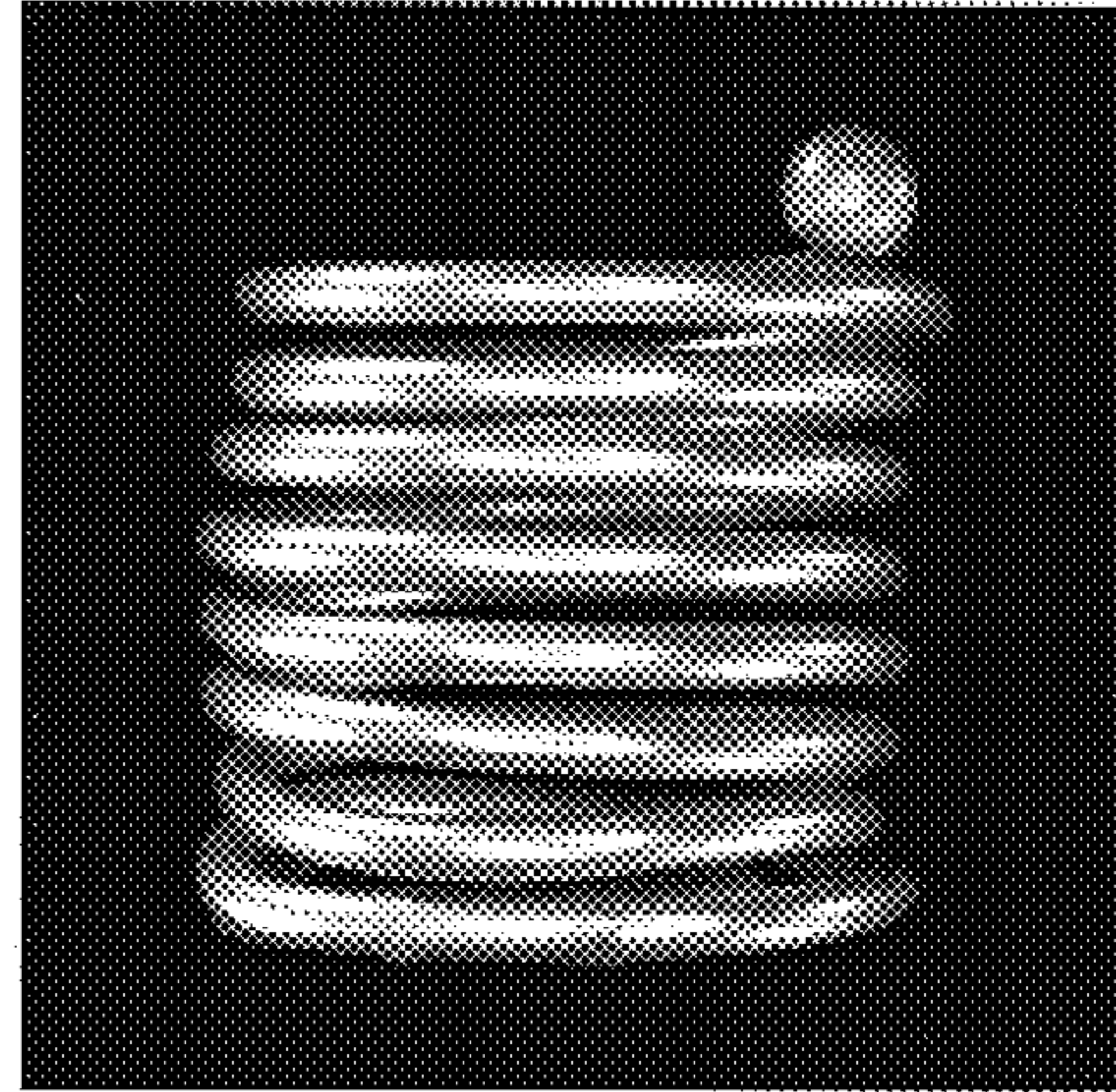


FIG.4

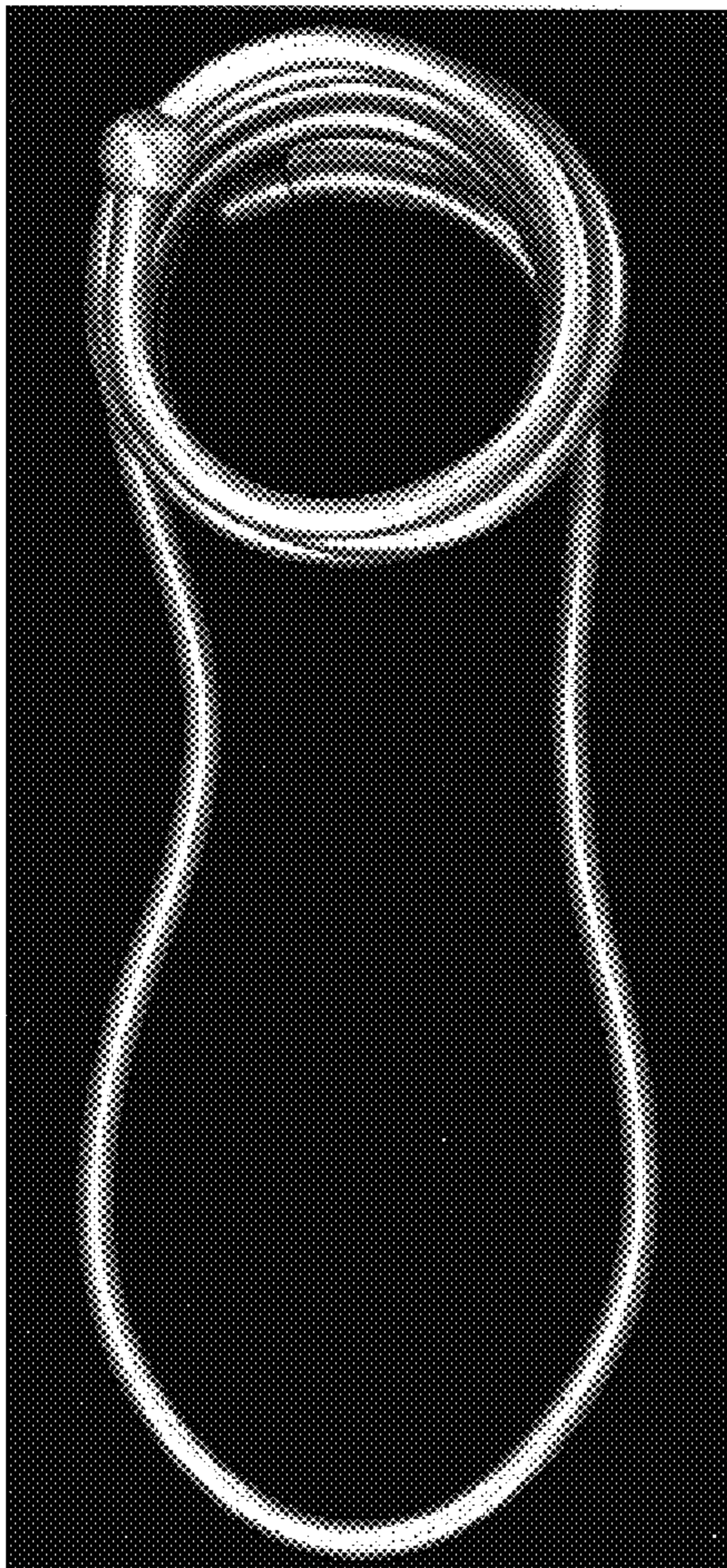


FIG.5




FIG. 6

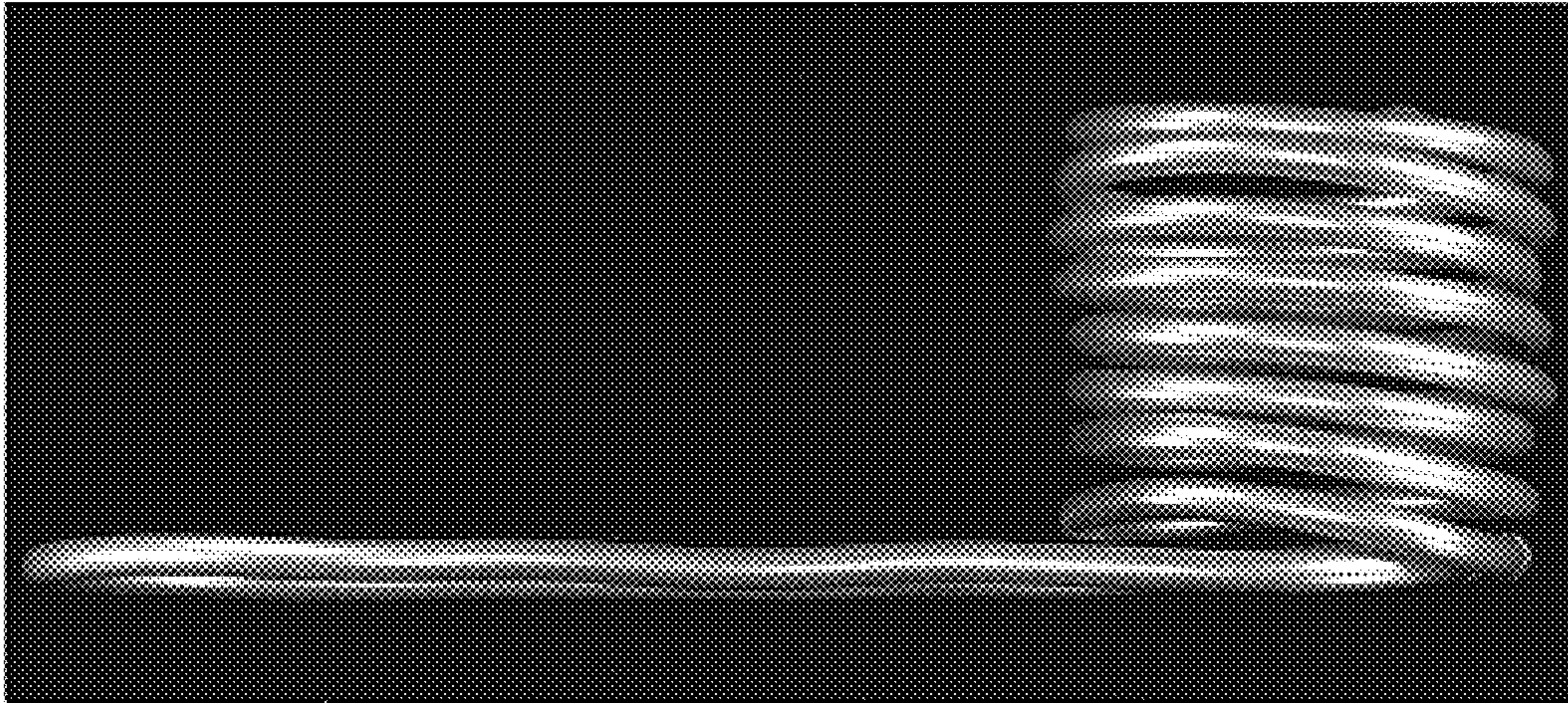


FIG. 7




FIG. 8

