



US00D525452S

(12) **United States Design Patent**  
**Natuzzi**

(10) **Patent No.:** **US D525,452 S**  
(45) **Date of Patent:** **\*\* Jul. 25, 2006**

- (54) **SOFA**
  - (75) Inventor: **Pasquale Natuzzi**, Santeramo in Colle Bari (IT)
  - (73) Assignee: **Natuzzi S.P.A.**, Bari (IT)
  - (\*\*) Term: **14 Years**
  - (21) Appl. No.: **29/216,243**
  - (22) Filed: **Oct. 29, 2004**
  - (51) **LOC (8) Cl.** ..... **06-01**
  - (52) **U.S. Cl.** ..... **D6/381**
  - (58) **Field of Classification Search** ..... D6/334-337, D6/349, 369, 381, 382, 384, 390, 391, 374, D6/500-502, 373; 297/232-233, 240, 242, 297/244, 245, 445.1, 446.1, 451.9, 452.11, 297/452.12; 5/12.1
- See application file for complete search history.

D483,196 S	*	12/2003	Ricci	.....	D6/381
D490,999 S	*	6/2004	Ricci	.....	D6/381
D495,515 S	*	9/2004	Ricci	.....	D6/381
D495,516 S	*	9/2004	Ricci	.....	D6/381
D495,889 S	*	9/2004	Ricci	.....	D6/334
D495,894 S	*	9/2004	Ricci	.....	D6/381
D497,058 S	*	10/2004	Ricci	.....	D6/381
D497,731 S	*	11/2004	Ricci	.....	D6/381
D497,732 S	*	11/2004	Ricci	.....	D6/381
D499,265 S	*	12/2004	Ricci	.....	D6/381
D499,898 S	*	12/2004	Ricci	.....	D6/381
D500,610 S	*	1/2005	Ricci	.....	D6/381
D504,027 S	*	4/2005	Ricci	.....	D6/381
D504,031 S	*	4/2005	Ricci	.....	D6/381
D504,033 S	*	4/2005	Ricci	.....	D6/381

(56) **References Cited**

**U.S. PATENT DOCUMENTS**

D86,071 S	*	1/1932	Anderson	.....	D6/381
D373,484 S	*	9/1996	Natuzzi et al.	.....	D6/381
D381,528 S	*	7/1997	Natuzzi et al.	.....	D6/381
D382,723 S	*	8/1997	Natuzzi et al.	.....	D6/381
D384,215 S	*	9/1997	Chandler	.....	D6/381
D414,954 S	*	10/1999	Christa et al.	.....	D6/381
D415,628 S	*	10/1999	Lewis	.....	D6/381
D418,992 S	*	1/2000	Natuzzi et al.	.....	D6/381
D418,993 S	*	1/2000	Natuzzi et al.	.....	D6/381
D430,421 S	*	9/2000	Natuzzi et al.	.....	D6/381
D430,422 S	*	9/2000	Natuzzi et al.	.....	D6/381
D431,924 S	*	10/2000	Natuzzi et al.	.....	D6/381
D431,929 S	*	10/2000	Natuzzi et al.	.....	D6/381
D440,067 S	*	4/2001	Corella	.....	D6/381
D444,310 S	*	7/2001	Lee	.....	D6/381
D444,642 S	*	7/2001	Leon et al.	.....	D6/381
D447,883 S	*	9/2001	Meier et al.	.....	D6/381
D459,607 S	*	7/2002	Gibson	.....	D6/381
D466,323 S	*	12/2002	Gibson	.....	D6/381
D466,715 S	*	12/2002	Gibson	.....	D6/381
D468,125 S	*	1/2003	Gibson	.....	D6/381
D470,326 S	*	2/2003	Ricci	.....	D6/381
D474,906 S	*	5/2003	Ricci	.....	D6/381
D475,217 S	*	6/2003	Ricci	.....	D6/381
D482,893 S	*	12/2003	Ricci	.....	D6/381

**OTHER PUBLICATIONS**

- Natuzzi Model #1693, International Home Furnishings Market, High Point, N.C., Apr. 1998.\*
- Natuzzi Model #1742, International Home Furnishings Market, High Point, N.C., Sep. 1998.\*
- Natuzzi Model #1636, International Home Furnishings Market, High Point, N.C., Oct. 1997.\*
- Natuzzi Model #1429, International Home Furnishings Market, High Point, N.C., Mar. 1996.\*
- Natuzzi Model <sup>TM</sup>1408, International Home Furnishings Market, High Point, N.C., Mar. 1996.\*

\* cited by examiner

*Primary Examiner*—Sandra S. Snapp  
(74) *Attorney, Agent, or Firm*—Egbert Law Offices


(57) **CLAIM**


I claim the ornamental design for a sofa, as shown and described.

**DESCRIPTION**


FIG. 1 is a front elevation view of the sofa showing my design.  
 FIG. 2 is top plan view thereof;  
 FIG. 3 is a front perspective view thereof;  
 FIG. 4 is a back perspective view thereof; and,  
 FIG. 5 is a side view thereof, an opposite side view being a mirror image thereof.  
 The broken lines shown on the sofa are understood to represent stitching.

**1 Claim, 3 Drawing Sheets**






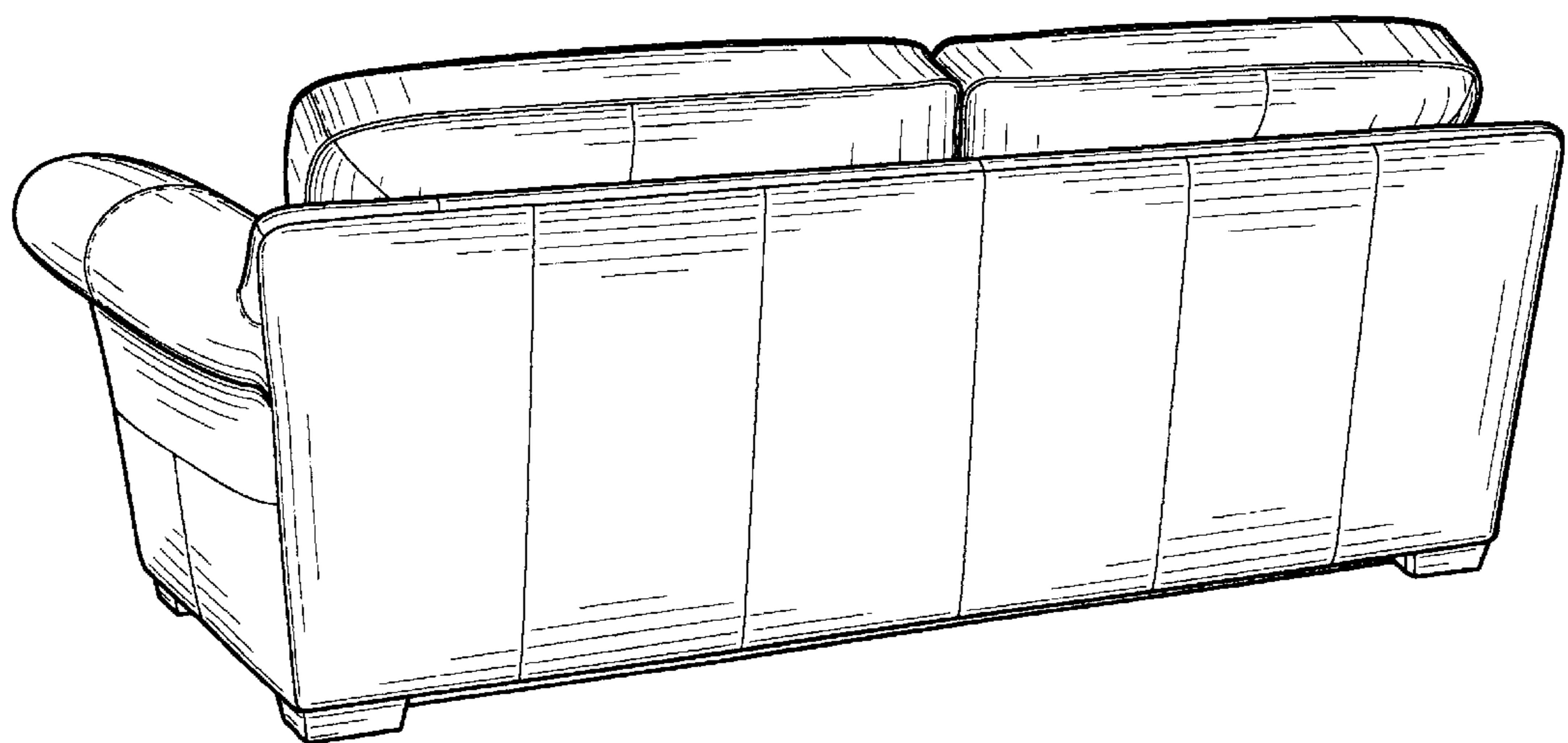
*FIG. 1*



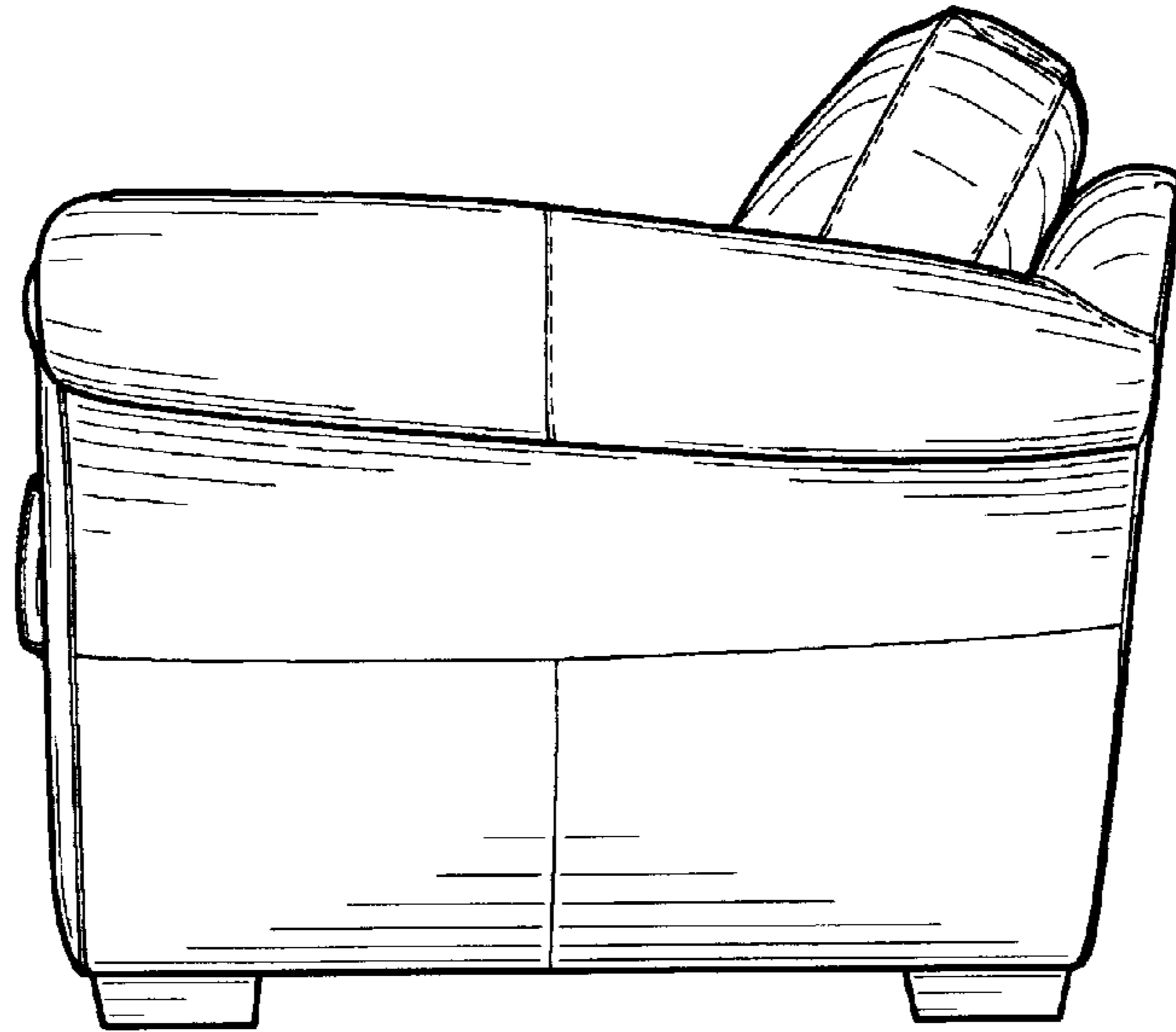
*FIG. 2*



*FIG. 3*



*FIG. 4*



*FIG. 5*