



US00D525450S

(12) **United States Design Patent**
Leib

(10) **Patent No.:** **US D525,450 S**

(45) **Date of Patent:** **** Jul. 25, 2006**

(54) **SEATING**

(76) **Inventor:** **Roger K. Leib**, 1072 S. Crescent Heights Blvd., Los Angeles, CA (US) 90035

(**) **Term:** **14 Years**

(21) **Appl. No.:** **29/210,002**

(22) **Filed:** **Jul. 22, 2004**

(51) **LOC (8) Cl.** **06-01**

(52) **U.S. Cl.** **D6/381**

(58) **Field of Classification Search** D6/334-337, D6/349, 369, 381, 382, 384, 390, 391, 374, D6/500-502; 297/232-233, 240, 242, 244-245, 297/445.1, 446.1, 451.9, 452.11, 452.12; 5/12.1

See application file for complete search history.

(56) **References Cited**

U.S. PATENT DOCUMENTS

3,124,390	A	*	3/1964	Eames et al.	297/452.19
3,887,230	A	*	6/1975	Groning et al.	297/232
4,234,227	A	*	11/1980	Faust	297/440.18
D282,800	S	*	3/1986	Sorensen	D6/500
D330,119	S	*	10/1992	Armgardt	D6/372
D340,362	S	*	10/1993	Kiel	D6/368
D340,812	S	*	11/1993	Estomin et al.	D6/334
D349,609	S	*	8/1994	Aronowitz et al.	D6/381
5,431,479	A	*	7/1995	Leib	297/232
D396,967	S	*	8/1998	Yamazaki	D6/381

6,095,603	A	*	8/2000	Hock	297/232
D447,354	S	*	9/2001	Bluberg	D6/374
D493,293	S	*	7/2004	Vira	D6/349
D510,204	S	*	10/2005	Leib	D6/374

OTHER PUBLICATIONS

NeoCon 2000 seating, exhibited at NeoCon Show, Chicago, Ill. Jun. 6, 2003.

* cited by examiner

Primary Examiner—Sandra S. Snapp

(74) *Attorney, Agent, or Firm*—Jeffrey G. Sheldon; Sheldon & Mak PC

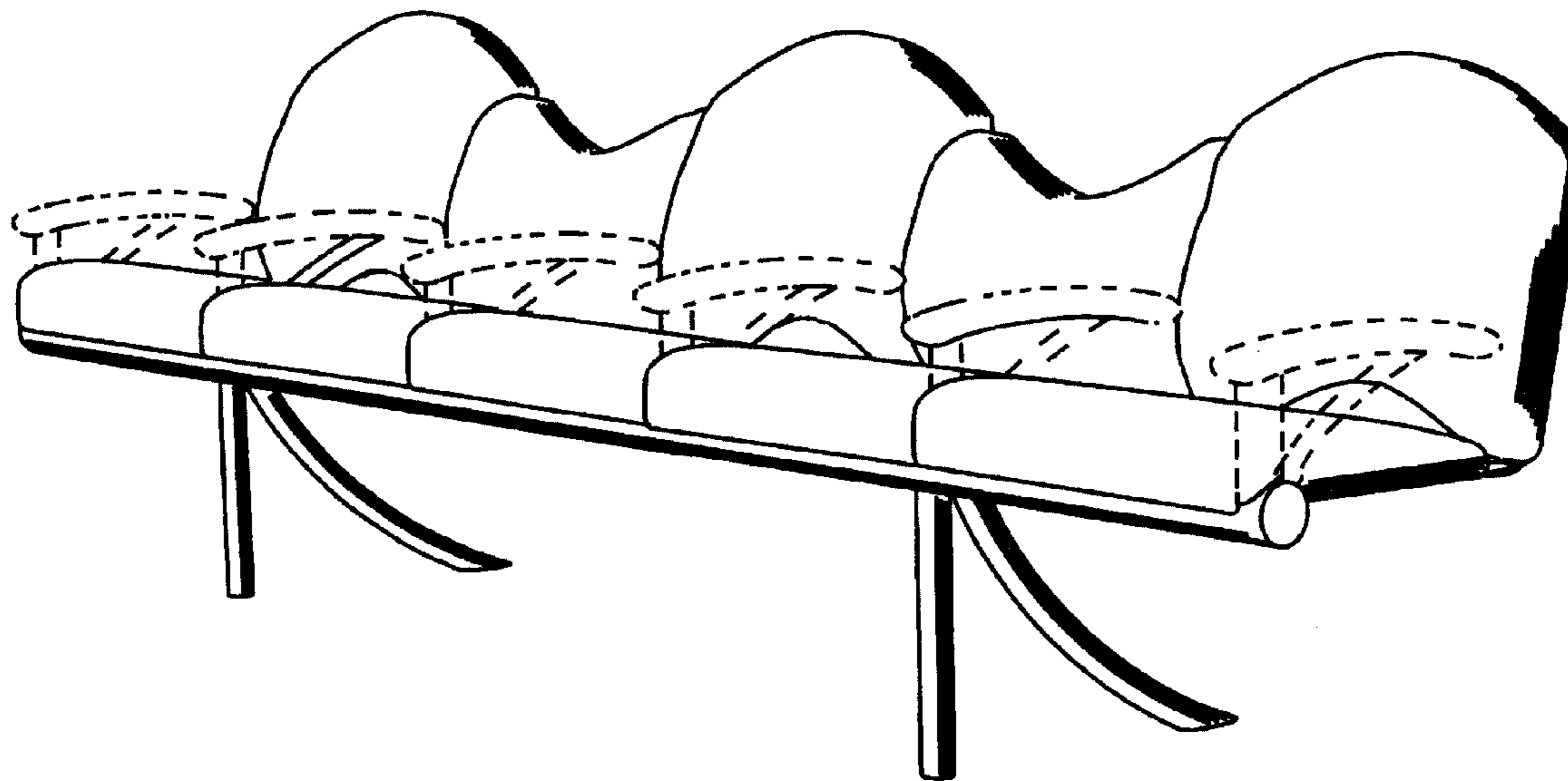
(57) **CLAIM**

The ornamental design for seating, as shown and described.

DESCRIPTION

FIG. 1 is a perspective view of seating according to the present invention; FIG. 2 is a rear elevation view of the seating of FIG. 1; FIG. 3 is a side elevation of the seating of FIG. 1, taken on the right side of the seating, where the right side elevation view is a mirror image of the left side elevation view; FIG. 4 is a top plan view of the seating of FIG. 1; FIG. 5 is a front elevation view of the seating of FIG. 1; and, FIG. 6 is a bottom plan view of the seating of FIG. 1. Arm rests are shown as broken lines, and are present only for illustrative purposes and form no part of the claimed design of the invention.

1 Claim, 3 Drawing Sheets



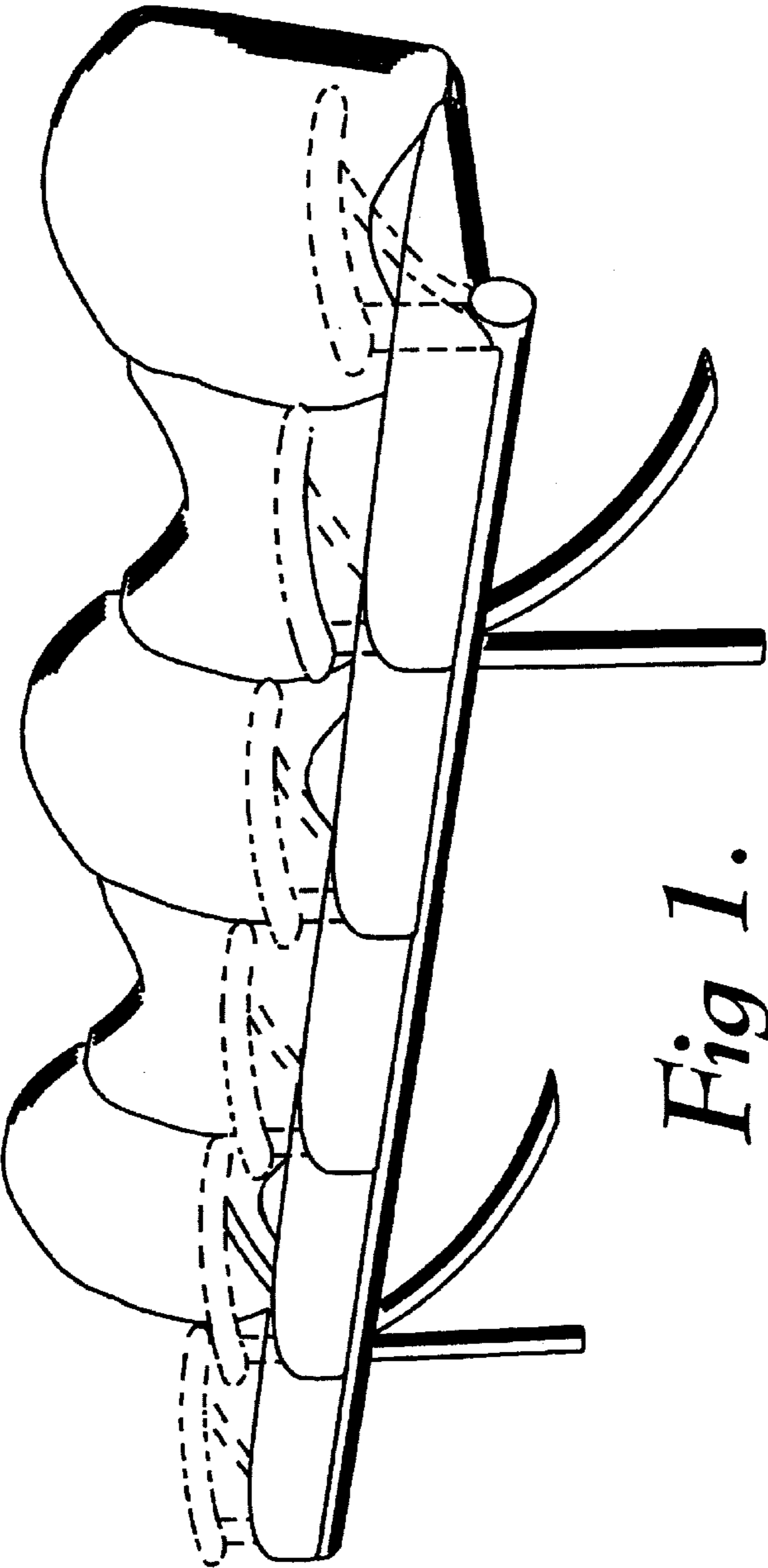


Fig 1.

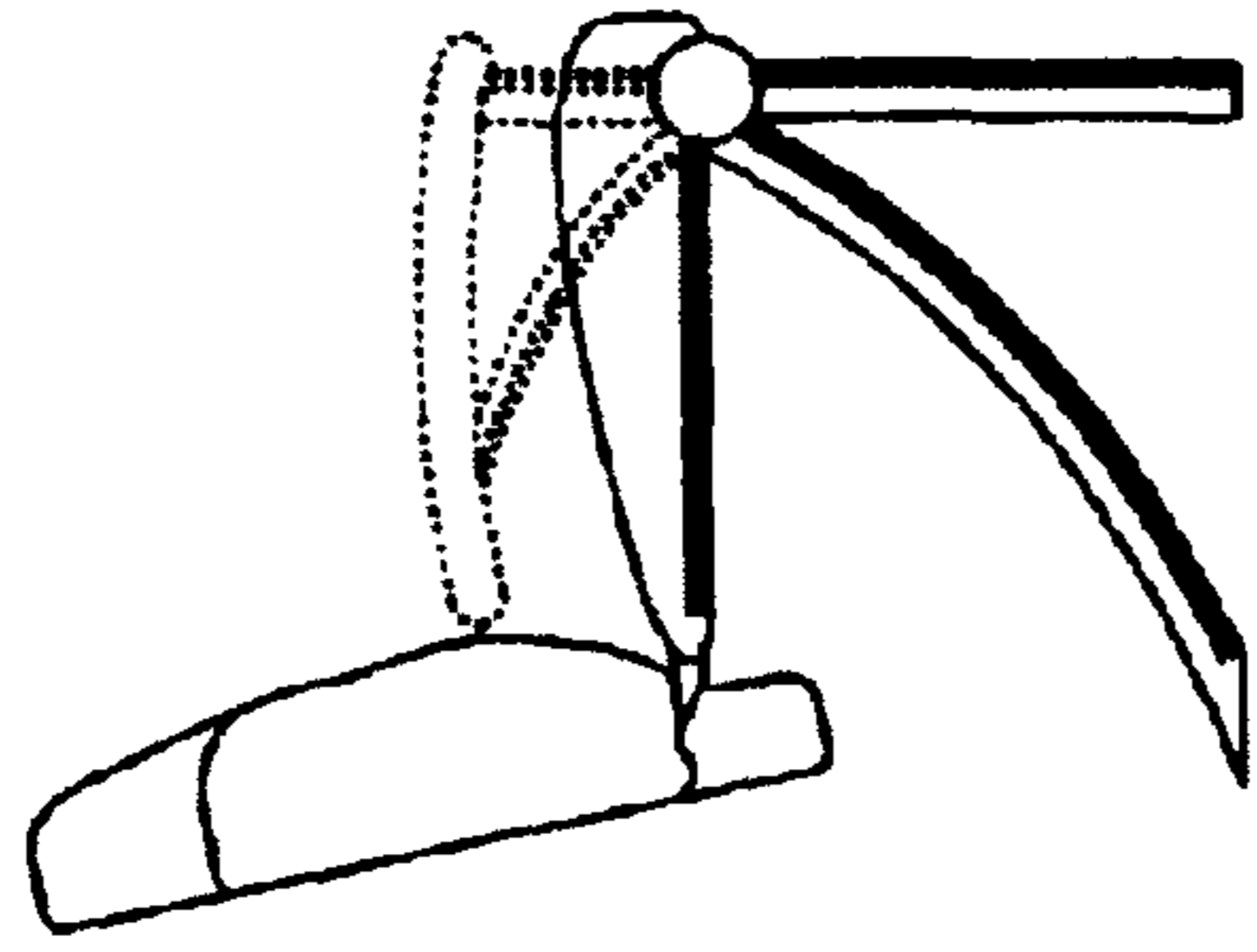


Fig 3.

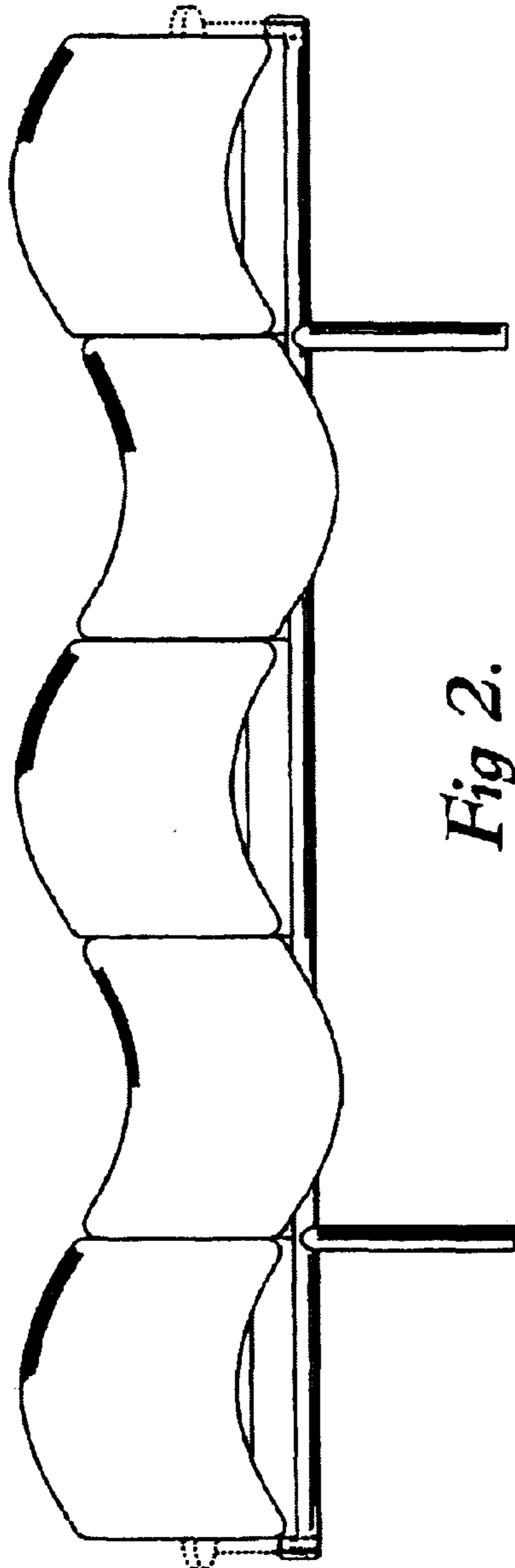


Fig 2.

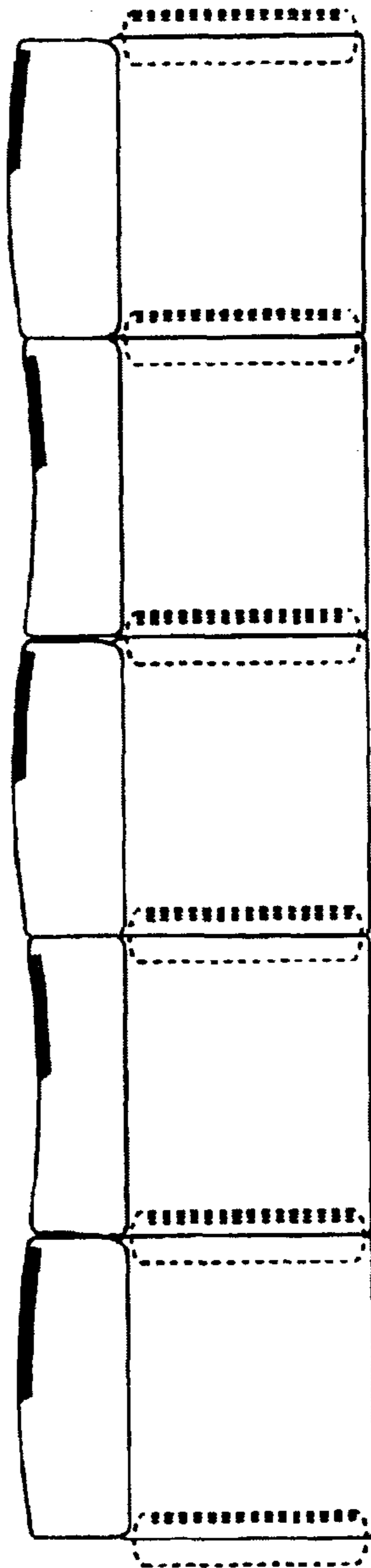


Fig 4.

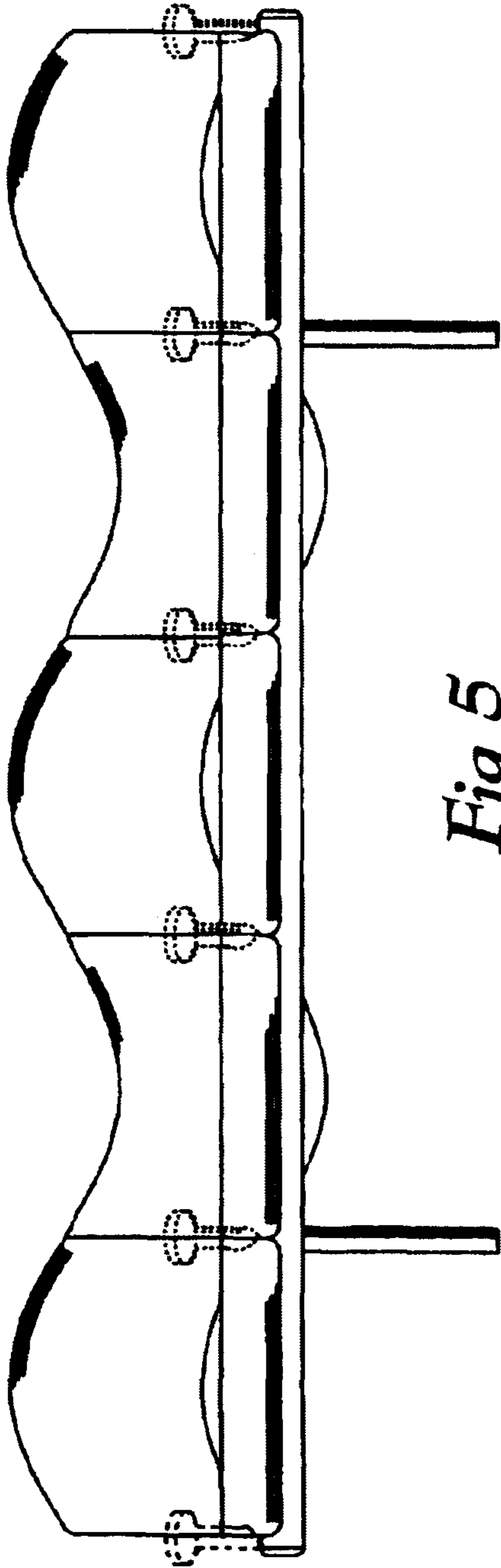


Fig 5

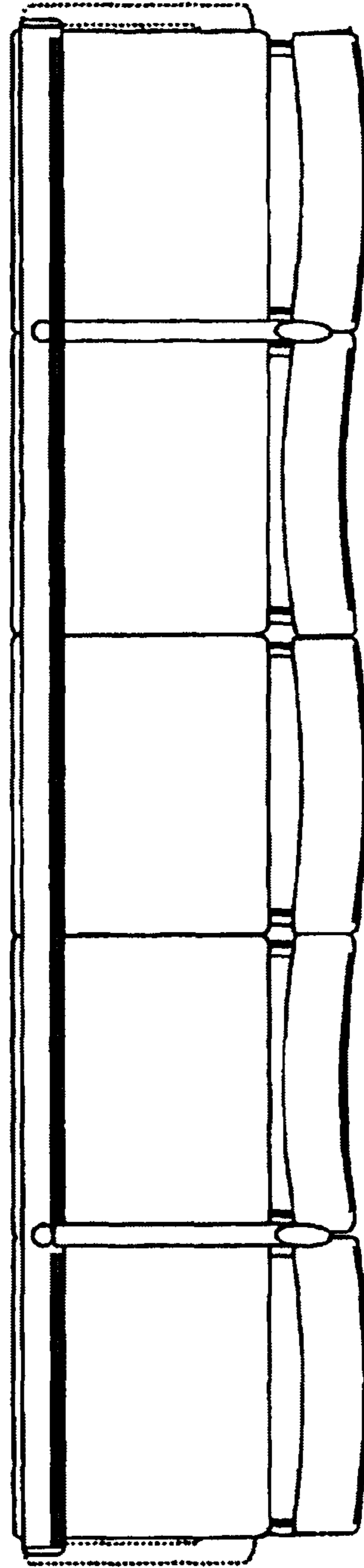


Fig 6.