



US00D525445S

(12) **United States Design Patent**
Liu et al.

(10) **Patent No.:** **US D525,445 S**
(45) **Date of Patent:** **** Jul. 25, 2006**

(54) **CHAIR**

(75) Inventors: **I-Te Liu**, Taipei (TW); **Chien-Hua Liao**, Taichung (TW)

(73) Assignee: **Free-Free Industrial Corp.**, Taipei (TW)

(**) Term: **14 Years**

(21) Appl. No.: **29/242,716**

(22) Filed: **Nov. 14, 2005**

(51) **LOC (8) Cl.** **06-01**

(52) **U.S. Cl.** **D6/375**

(58) **Field of Classification Search** D6/334,
D6/335, 336, 374, 375, 376, 379, 380, 500-502;
297/239, 411.4, 411.41, 445.1

See application file for complete search history.

(56) **References Cited**

U.S. PATENT DOCUMENTS

| | | | | | |
|------------|---|---------|----------------|-------|--------|
| D181,945 S | * | 1/1958 | Saarimen | | D6/365 |
| D183,416 S | * | 8/1958 | Bellmann | | D6/375 |
| D193,847 S | * | 10/1962 | Gilbert | | D6/375 |
| D205,939 S | * | 10/1966 | Laverne et al. | | D6/375 |
| D209,283 S | * | 11/1967 | Boyd et al. | | D6/375 |
| D226,648 S | * | 4/1973 | Sebel | | D6/375 |

| | | | | | |
|------------|---|---------|------------|-------|--------|
| D230,670 S | * | 3/1974 | Begge | | D6/375 |
| D238,837 S | * | 2/1976 | Mullhauser | | D6/373 |
| D239,234 S | * | 3/1976 | Gamble | | D6/375 |
| D255,184 S | * | 6/1980 | Locher | | D6/375 |
| D265,961 S | * | 8/1982 | Snodgrass | | D6/375 |
| D358,514 S | * | 5/1995 | Lovegrove | | D6/500 |
| D417,795 S | * | 12/1999 | Rashid | | D6/375 |
| D436,749 S | * | 1/2001 | Arad | | D6/374 |
| D510,668 S | * | 10/2005 | Eldøy | | D6/375 |

* cited by examiner

Primary Examiner—Mimosa De

(74) *Attorney, Agent, or Firm*—Madson & Austin

(57) **CLAIM**

The ornamental design for a chair, as shown and described.

DESCRIPTION

FIG. 1 is a perspective view of a chair showing our new design;

FIG. 2 is a right side view of FIG. 1, and the left side view being a mirror image thereof;


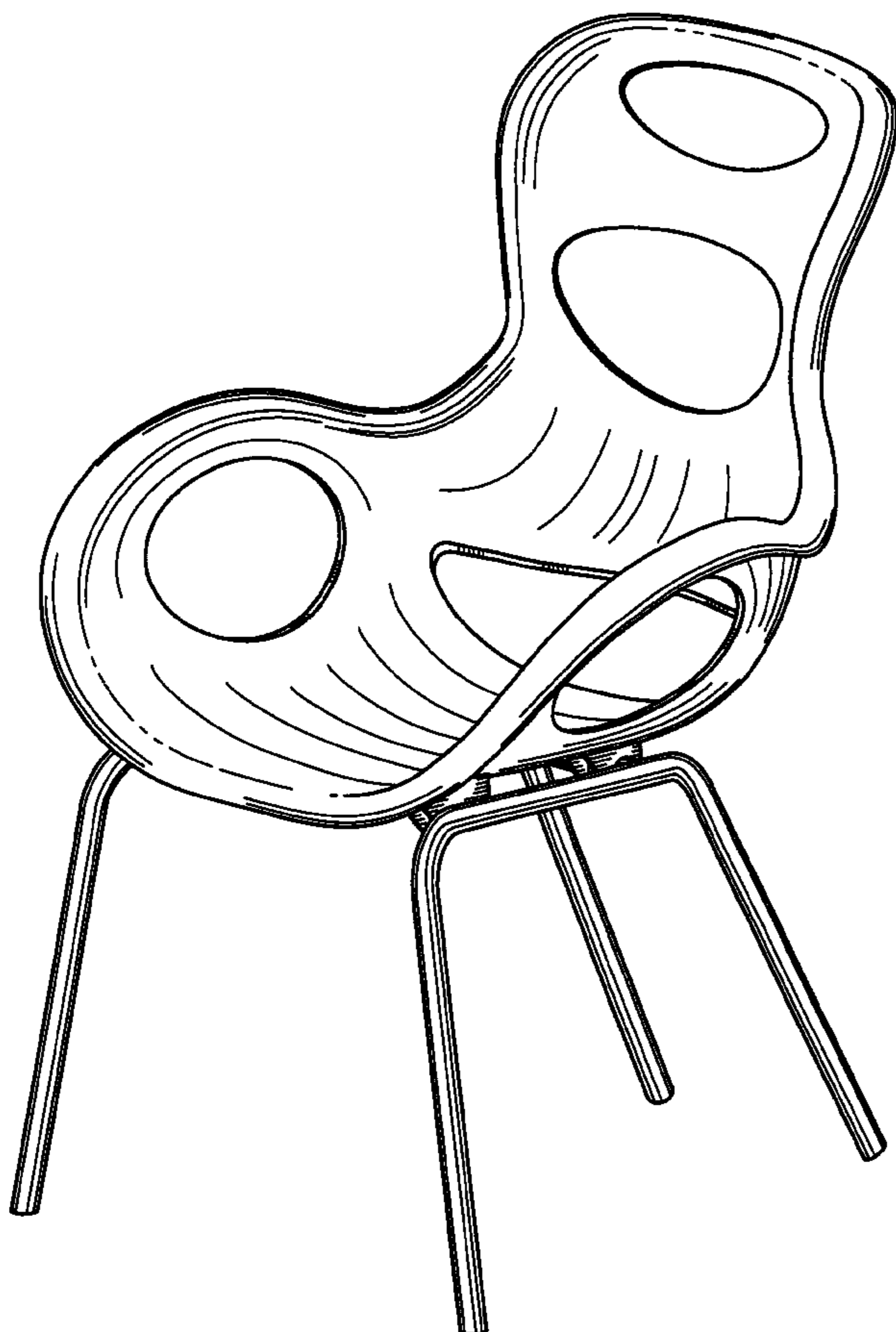
FIG. 3 is a top plane view of FIG. 1;

FIG. 4 is a front side view of FIG. 1;

FIG. 5 is a bottom plane view of FIG. 1; and,

FIG. 6 is a rear side view of FIG. 1.

1 Claim, 6 Drawing Sheets



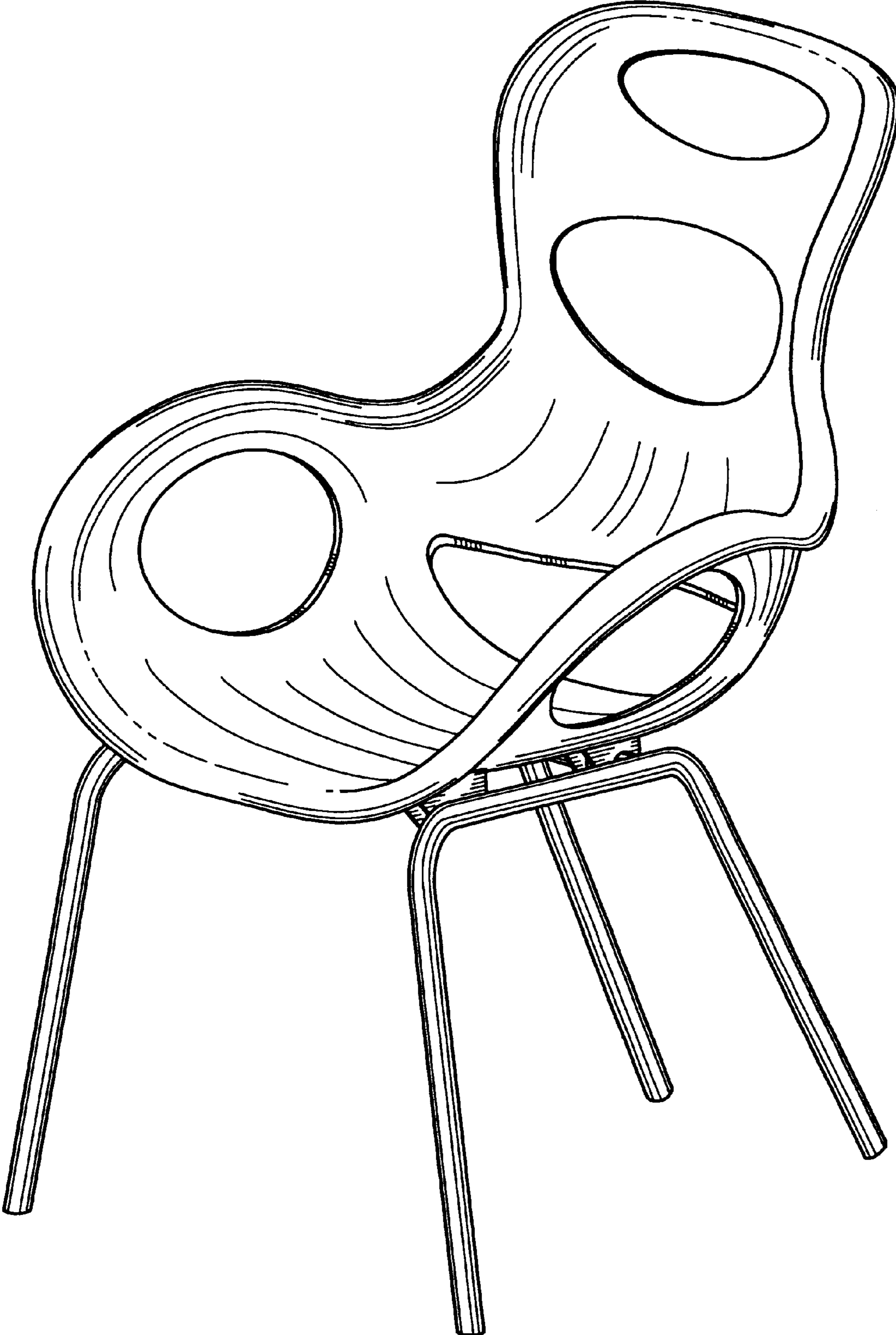


Fig. 1

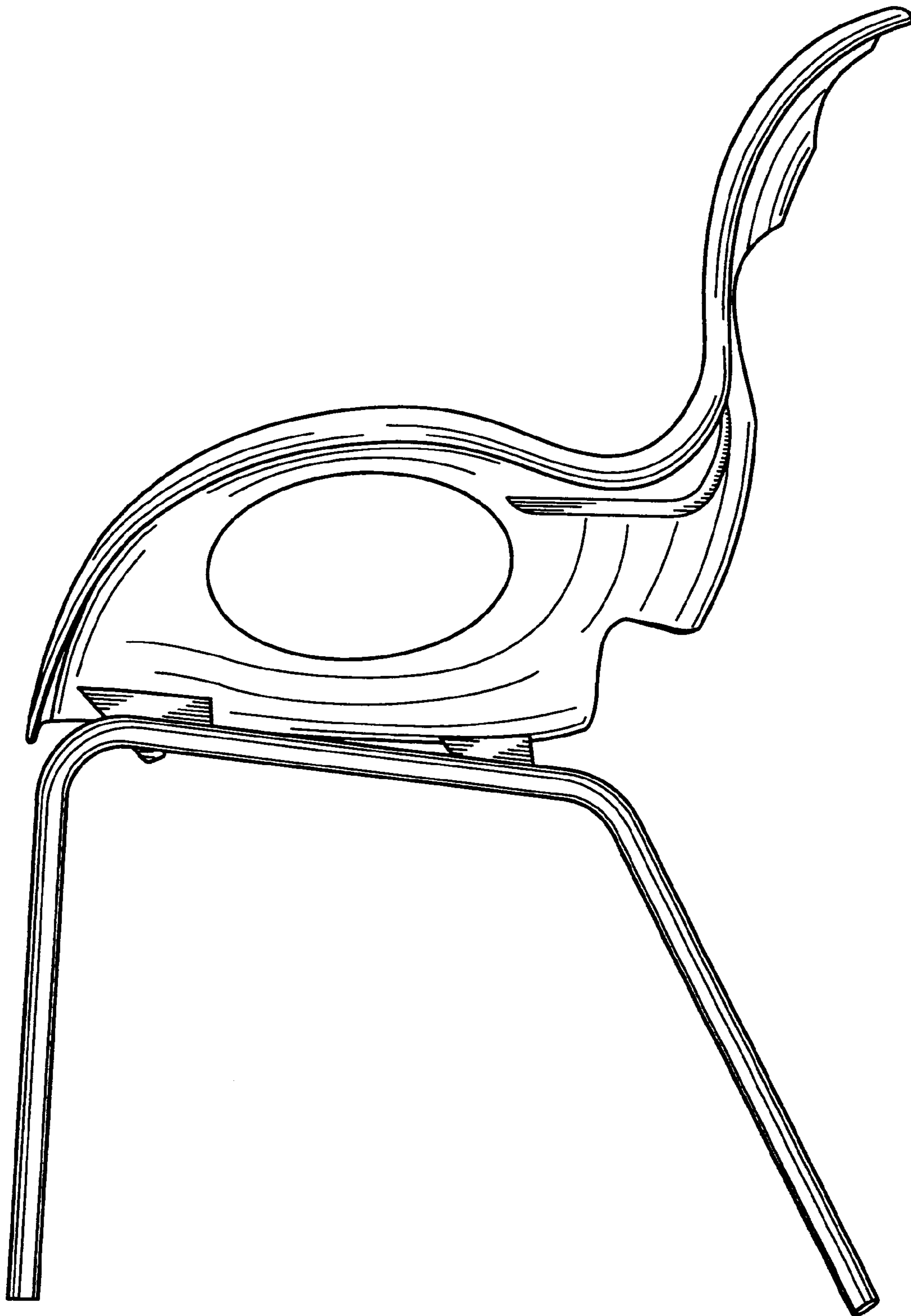


Fig.2

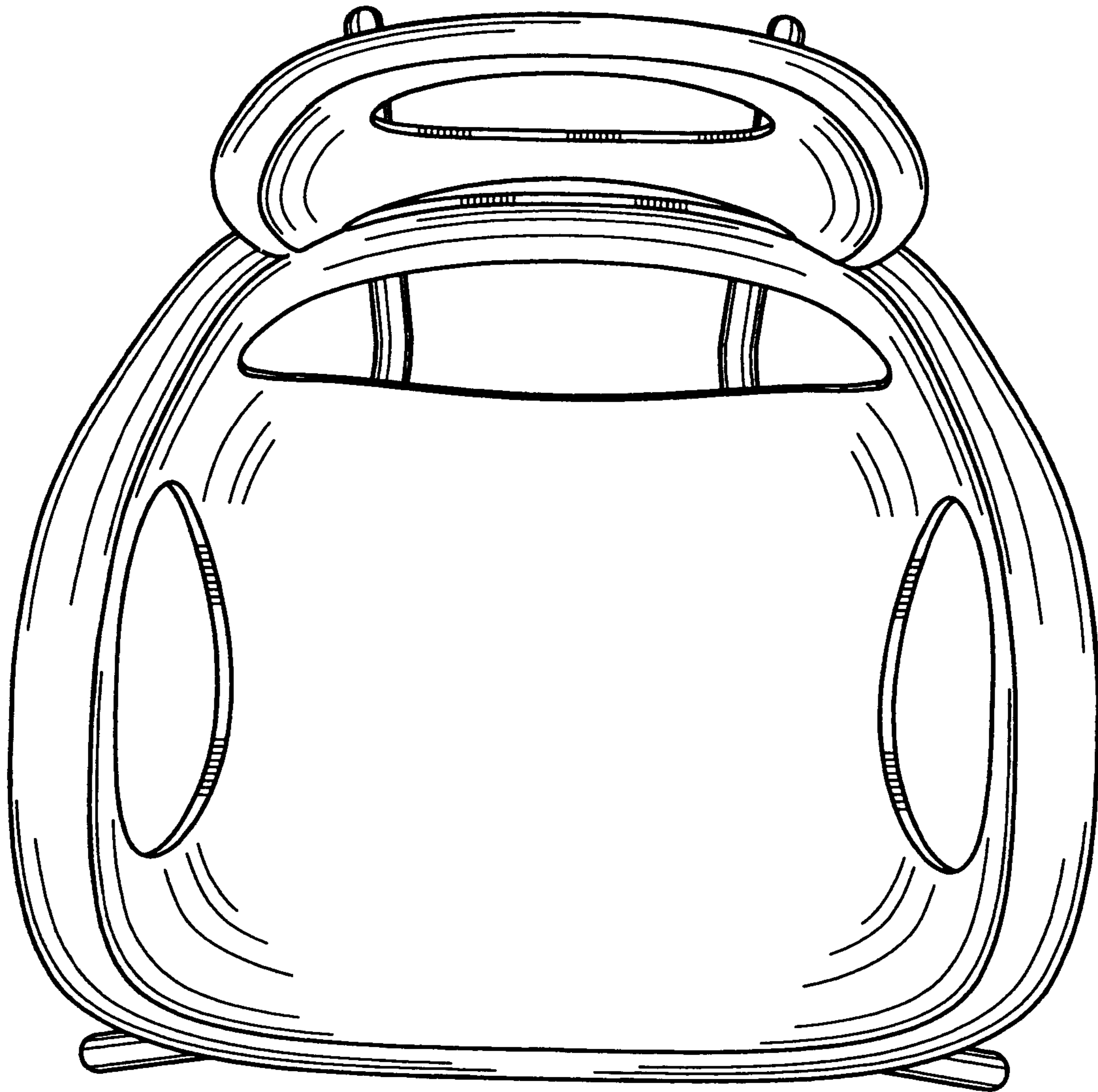


Fig.3




Fig.4

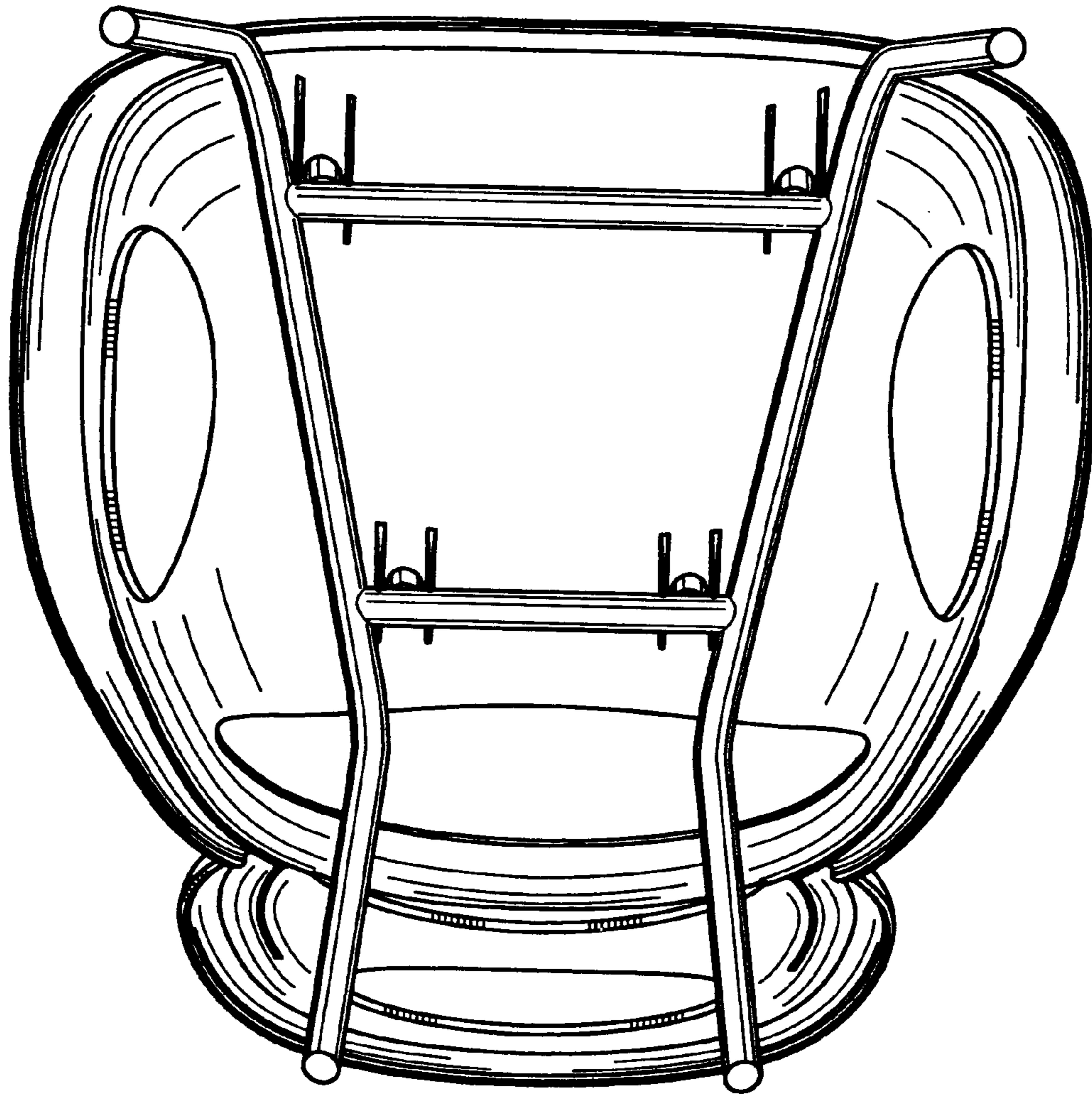


Fig. 5



Fig.6