

US00D525440S

(12) **United States Design Patent**
Machacek et al.

(10) **Patent No.:** **US D525,440 S**

(45) **Date of Patent:** **** Jul. 25, 2006**

(54) **MERMAID EASEL**

(76) Inventors: **Richard Machacek**, 68 Ashdridge Drive, Scarborough, Ontario (CA), M1V 1P2; **Ana Jurpik**, 100 Riverlands Avenue, Markham, Ontario (CA), L6B 1B6

(**) **Term:** **14 Years**

(21) **Appl. No.:** **29/217,214**

(22) **Filed:** **Nov. 16, 2004**

(30) **Foreign Application Priority Data**

May 17, 2004 (CA) 107049
Sep. 9, 2004 (CA) 108284

(51) **LOC (8) Cl.** **06-07**

(52) **U.S. Cl.** **D6/304**

(58) **Field of Classification Search** D6/300-314, D6/444; 40/700, 711, 719, 714-716, 720-722, 40/735, 738, 597, 744, 745, 754, 765, 768, 40/769, 790, 798; D20/29-32, 10; 248/466-467; D11/131, 133-135; 359/838, 871-872
See application file for complete search history.

(56) **References Cited**

U.S. PATENT DOCUMENTS

D349,014 S * 7/1994 Kaiser D7/675

D414,042 S * 9/1999 Johnson D6/304
D460,866 S * 7/2002 Johnson D6/304
D467,989 S * 12/2002 Belland D22/144
D491,623 S * 6/2004 Barnhill et al. D22/130

* cited by examiner

Primary Examiner—Caron D. Veynar
Assistant Examiner—Sydney R. Buffalow
(74) *Attorney, Agent, or Firm*—Ivor M. Hughes; Marcelo K. Sarkis; Kitt Sinden

(57) **CLAIM**

The ornamental design for a mermaid easel, as shown and described.

DESCRIPTION

FIG. 1 is a front view of a mermaid easel showing our new design;

FIG. 2 is a perspective view thereof; and,

FIG. 3 is a rear view thereof.

The hardware and support for the mermaid easel is shown in broken lines for illustrative purposes only and forms no part of the claimed design.

1 Claim, 3 Drawing Sheets

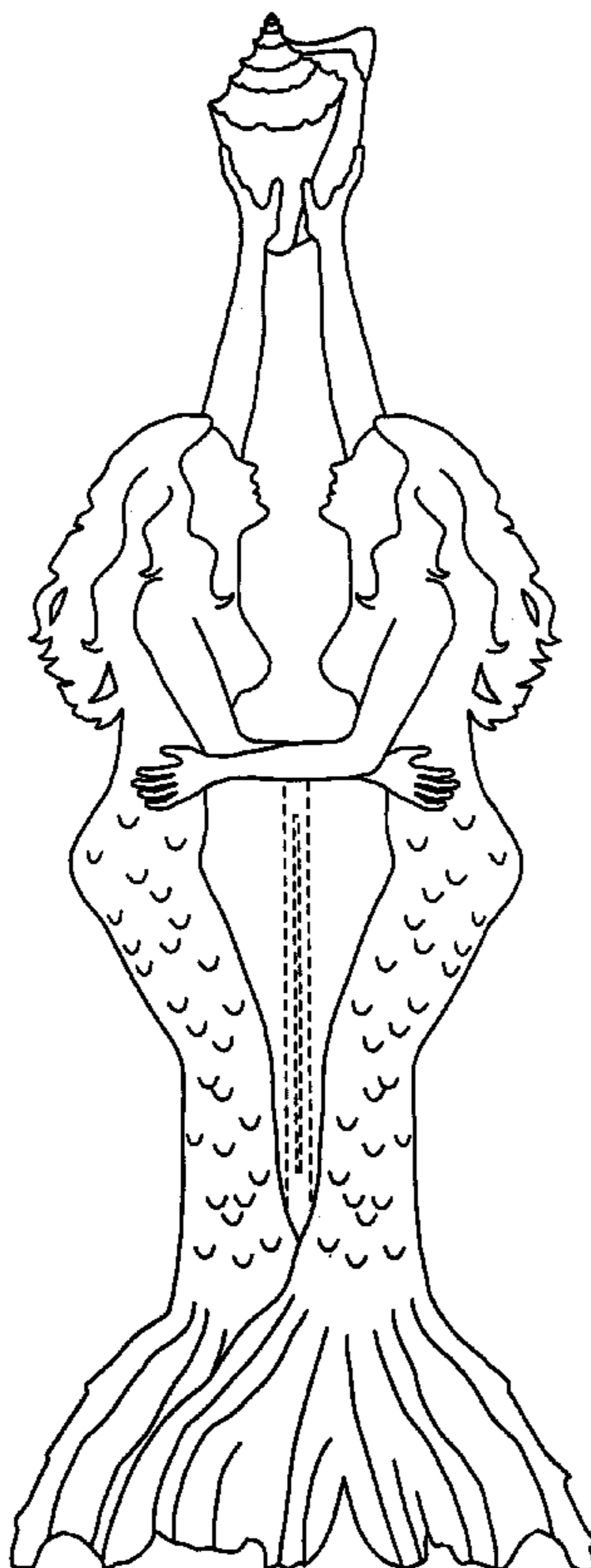


Figure 1

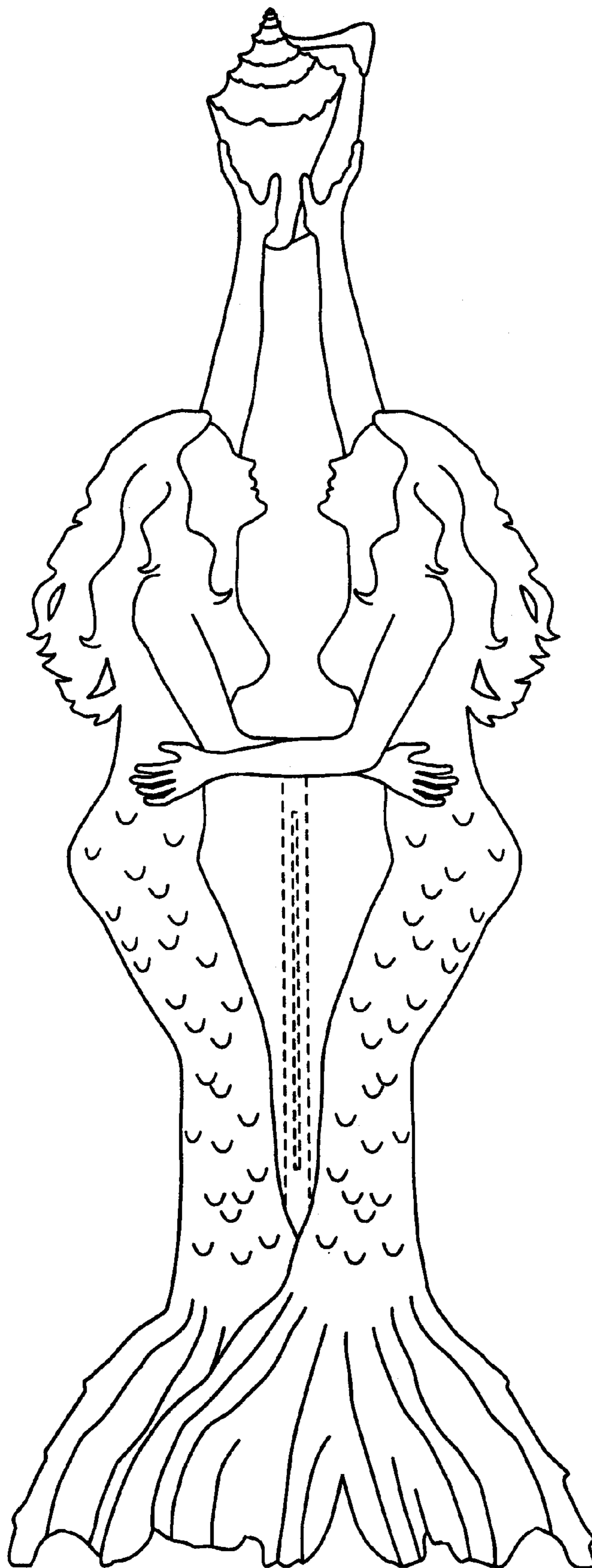


Figure 2

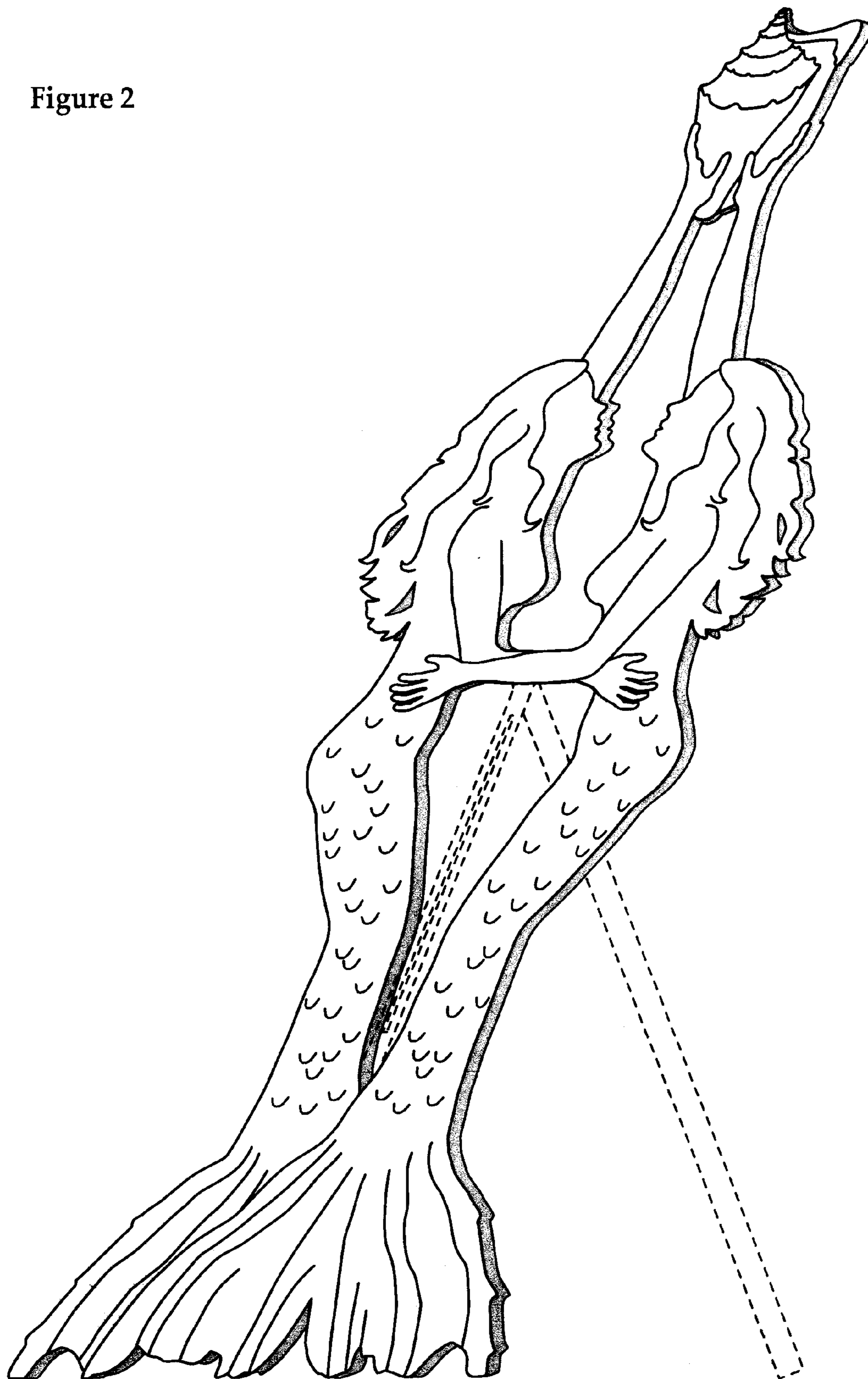


Figure 3

