



US00D525438S

(12) **United States Design Patent**
Schmitt

(10) **Patent No.:** **US D525,438 S**
(45) **Date of Patent:** **** Jul. 25, 2006**

(54) **DRESSER MIRROR**
(75) Inventor: **Jack Schmitt**, San Juan Capistrano, CA (US)
(73) Assignee: **Amini Innovation Corp.**, Pico Rivera, CA (US)
(**) Term: **14 Years**
(21) Appl. No.: **29/226,377**
(22) Filed: **Mar. 29, 2005**

D374,783 S 10/1996 Keller et al.
D383,330 S 9/1997 Lowery
D384,518 S 10/1997 Bergelin
D387,568 S 12/1997 Walters, III et al.
D400,733 S 11/1998 O'Hare
D406,202 S 3/1999 Zaidman
D411,050 S 6/1999 Keller et al.
D412,413 S 8/1999 Keller et al.
D424,831 S 5/2000 O'Hare
D437,503 S 2/2001 Ungaro
D448,205 S 9/2001 O'Hare et al.
D448,578 S * 10/2001 McDaniel et al. D6/300
D450,203 S 11/2001 Vaaler

(51) **LOC (8) Cl.** **06-07**
(52) **U.S. Cl.** **D6/300**
(58) **Field of Classification Search** D6/300-309,
D6/444, 432, 568; 40/700-702, 714, 717,
40/721, 727, 738, 739, 742, 745, 746, 747,
40/768, 777, 778, 779, 782-784, 790-791;
312/204; D11/131
See application file for complete search history.

(Continued)

OTHER PUBLICATIONS

Herbert Schiffer, *The Mirror Book*, Schiffer Publishing, 1983, #179.*
Turner Mfg. Co., #d-601/No. 4540, #d-696/4684.*
Primary Examiner—Janice E. Seeger
Assistant Examiner—Sydney R. Buffalow
(74) *Attorney, Agent, or Firm*—Cislo & Thomas LLP

(56) **References Cited**

U.S. PATENT DOCUMENTS

107,479 A 9/1870 Gilman
D23,928 S * 1/1895 Rice D6/441
1,949,081 A * 2/1934 Overton 40/780
2,009,225 A 7/1935 Farrar
D109,986 S 6/1938 Hickerson
D143,189 S * 12/1945 Colef D6/300
D198,795 S 8/1964 Hekler
D234,177 S 1/1975 Keller
D241,210 S 8/1976 Elsen
D241,211 S 8/1976 Elsen
D258,331 S 2/1981 Brown
D258,333 S 2/1981 Brown
D265,155 S 6/1982 Bravo
D272,698 S 2/1984 Aulbert et al.
D321,438 S 11/1991 Pauer et al.
D341,502 S 11/1993 Ball
D343,744 S 2/1994 Keller
D346,915 S 5/1994 Roser, Jr.
D350,656 S 9/1994 Ferguson
D371,257 S 7/1996 Paus
D373,033 S 8/1996 Rosebrock


(57) **CLAIM**

I claim the ornamental design for the dresser mirror, as shown and described.

DESCRIPTION

FIG. 1 is a front elevational view of a dresser mirror showing my new design;
FIG. 2 is left-side elevational view thereof;
FIG. 3 is right-side elevational view thereof;
FIG. 4 is a top plan view thereof;
FIG. 5 left front elevational detail of a portion of the carving illustrating the ornamentation thereof in enlarged detail; and,
FIG. 6 is a front top center elevational front detail of the dresser mirror illustrating the ornamentation thereon in enlarged detail.
The claimed design does not include any specific depth for the specific ornamental details shown within the perimeter moldings.

1 Claim, 6 Drawing Sheets



US D525,438 S

Page 2

U.S. PATENT DOCUMENTS

D451,700 S	12/2001	Vaaler	
D454,729 S	3/2002	Vaaler	
D459,111 S	6/2002	Tobin, Jr.	
D463,139 S	* 9/2002	Vaaler	D6/300
D467,095 S	12/2002	Vaaler	
D469,626 S	2/2003	Vaaler	
D469,631 S	2/2003	Vaaler	
D469,982 S	2/2003	Warren et al.	
D470,686 S	2/2003	O'Hare	
D472,733 S	4/2003	McDaniel et al.	
D473,400 S	4/2003	O'Hare	
D474,054 S	5/2003	Warren et al.	
D474,922 S	5/2003	Vaaler	
D475,868 S	6/2003	Vaaler	
D476,505 S	7/2003	Lenger	
D477,725 S	7/2003	McDaniel et al.	
D480,236 S	10/2003	Schmitt	
D480,896 S	10/2003	Paus	
D481,555 S	11/2003	Schmitt	
D484,319 S	12/2003	Domack	
D485,079 S	1/2004	Warren et al.	
D487,201 S	3/2004	Schmitt	
D487,548 S	3/2004	Schmitt	
D488,936 S	4/2004	Schmitt	
D490,626 S	6/2004	Risdon et al.	

* cited by examiner




Fig. 1

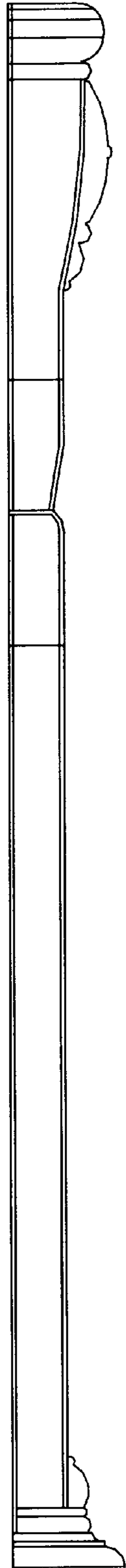


Fig. 2

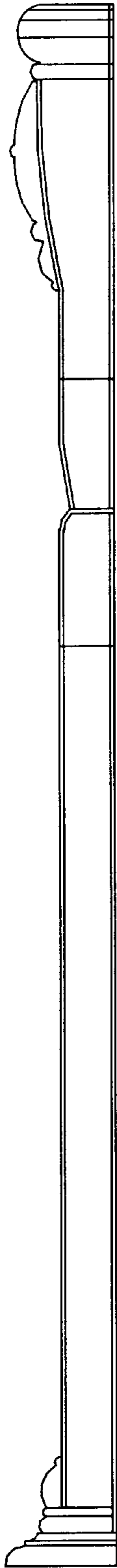


Fig. 3



Fig. 4

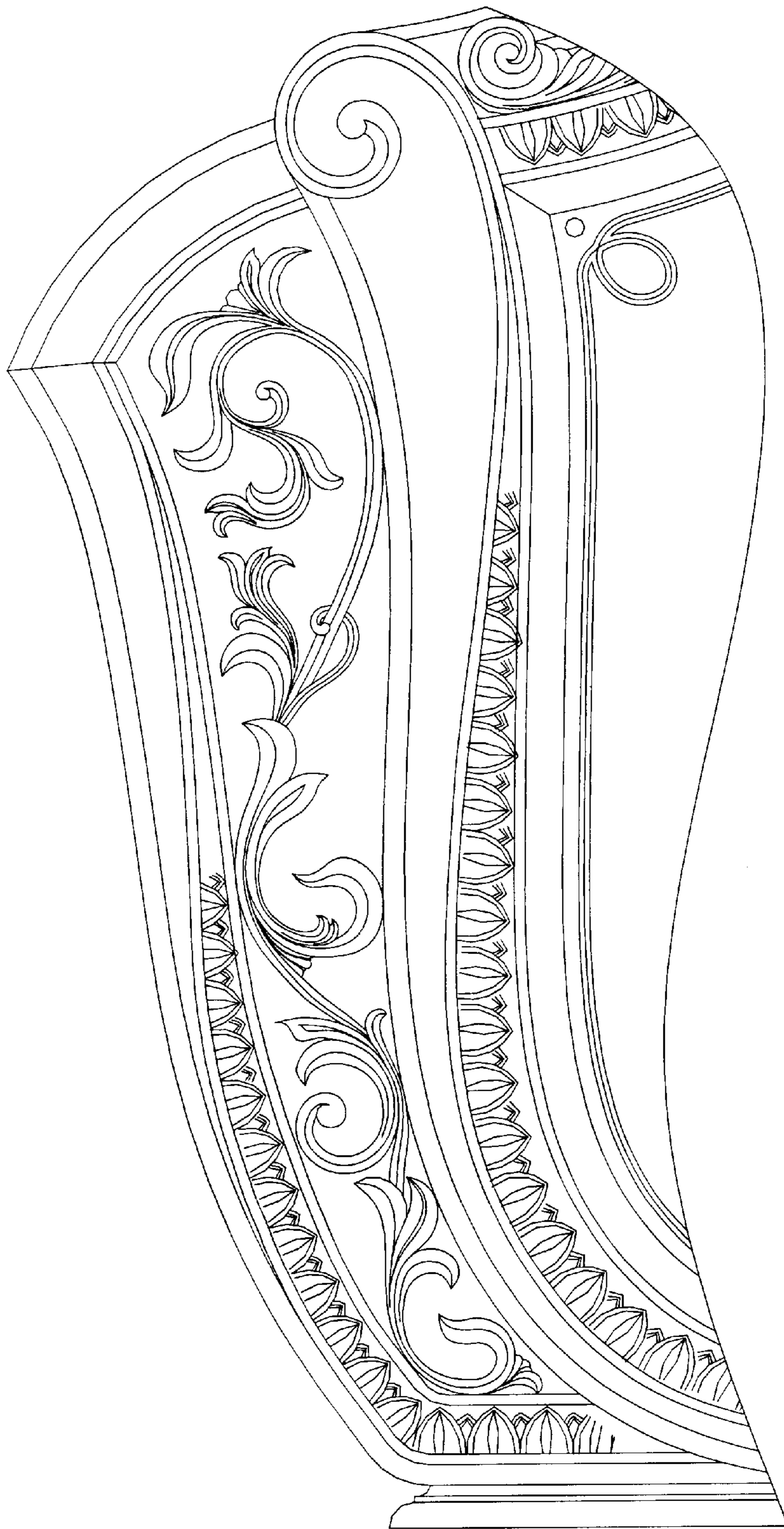


Fig. 5




Fig. 6