



US00D525431S

(12) **United States Design Patent** (10) **Patent No.:** **US D525,431 S**
Lux (45) **Date of Patent:** **** Jul. 25, 2006**

(54) **ORGANIZER**

(75) Inventor: **Charlotte Lux**, Chicago, IL (US)

(73) Assignee: **Rubbermaid Incorporated**, Fairlawn, OH (US)

(**) Term: **14 Years**

(21) Appl. No.: **29/224,354**

(22) Filed: **Feb. 28, 2005**

(51) **LOC (8) Cl.** **03-01**

(52) **U.S. Cl.** **D3/301**

(58) **Field of Classification Search** D3/201,
D3/203.1, 205, 247, 250, 252, 301, 900, 905;
150/100, 103, 127-129; 190/124, 126-127,
190/903; 206/810; D21/385

See application file for complete search history.

(56) **References Cited**

U.S. PATENT DOCUMENTS

2,038,319	A	*	4/1936	Stanley	132/312
2,167,926	A	*	8/1939	Glasker	206/581
D367,759	S	*	3/1996	Jacobson	D3/301
D393,947	S	*	5/1998	Alves et al.	D3/303
D407,432	S	*	3/1999	Tell	D19/26
5,924,565	A	*	7/1999	Colee	206/317
D421,526	S	*	3/2000	Isaacson	D3/303
D434,220	S	*	11/2000	Kojoori	D3/252
D459,887	S	*	7/2002	Johnson	D3/303
D471,009	S	*	3/2003	Wilburn	D3/247
D486,030	S	*	2/2004	Bergh	D6/632
D489,212	S	*	5/2004	Bergh	D6/632
D497,051	S	*	10/2004	Nieves	D3/301
D499,772	S	*	12/2004	Creech	D21/385
D500,095	S	*	12/2004	Creech	D21/385
D511,921	S	*	11/2005	Bergh	D6/632

OTHER PUBLICATIONS

Photograph of shoes entitled Left Wing from GQ Magazine, Aug. 2004.

Photograph of shoes entitled Right Wing from GQ Magazine, Aug. 2004.

Undated photograph of purse from Worth Global Style Network's website at www.wgsn.com.

Photograph of Marc Jacob's purse from More Magazine, Jul./Aug. 2004.

* cited by examiner

Primary Examiner—Philip S. Hyder

Assistant Examiner—RoseLynne (Ulm) Cody

(74) *Attorney, Agent, or Firm*—Marshall, Gerstein & Borun LLP

(57) **CLAIM**

The ornamental design for an “organizer,” as shown and described.

DESCRIPTION

FIG. 1 is a perspective view showing my new design; FIG. 2 is a front view of the organizer of FIG. 1; FIG. 3 is a right side view of the organizer of FIG. 1; FIG. 4 is a top plan view of the organizer of FIG. 1; FIG. 5 is a bottom plan view of the organizer of FIG. 1; FIG. 6 is a left side view of the organizer of FIG. 1; FIG. 7 is a rear view of the organizer of FIG. 1; FIG. 8 is a front view of a second embodiment of the organizer of FIG. 1; the only difference being the size or proportions of the organizer of FIG. 1, it being understood that all other surfaces are the same as those of the first embodiment;

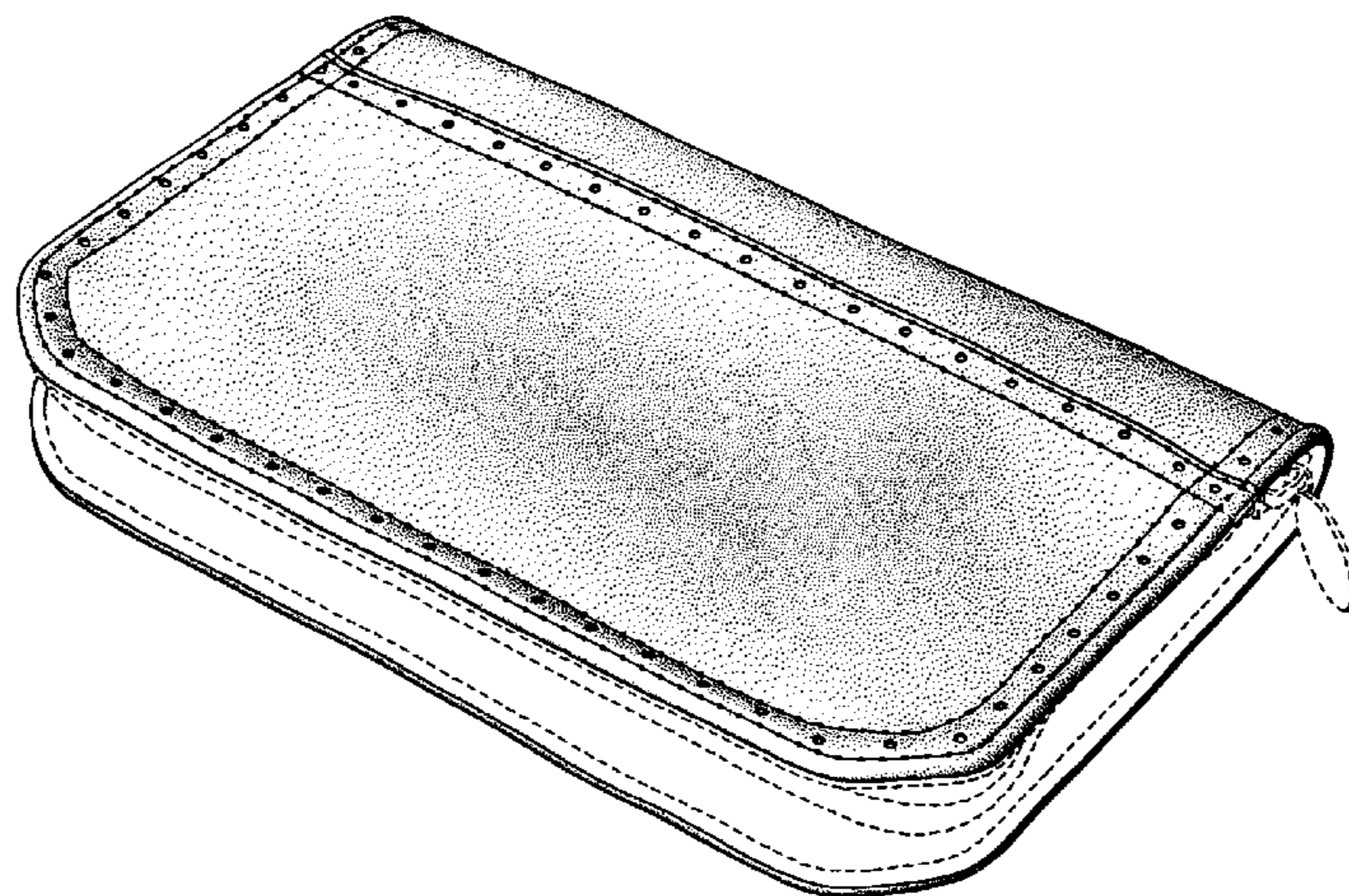
FIG. 9 is a front view of a third embodiment of the organizer of FIG. 1; the only difference being the size or proportions of the organizer of FIG. 1, it being understood that all other surfaces are the same as those of the first embodiment;

FIG. 10 is a front view of a fourth embodiment of the organizer of FIG. 1; the only difference being the size or proportions of the organizer of FIG. 1, it being understood that all other surfaces are the same as those of the first embodiment; and,

FIG. 11 is a front view of a fifth embodiment of the organizer of FIG. 1; the only difference being the size or proportions of the organizer of FIG. 1, it being understood that all other surfaces are the same as those of the first embodiment.

The dashed lines are for illustrative purposes only and form no part of the claimed design.

1 Claim, 4 Drawing Sheets



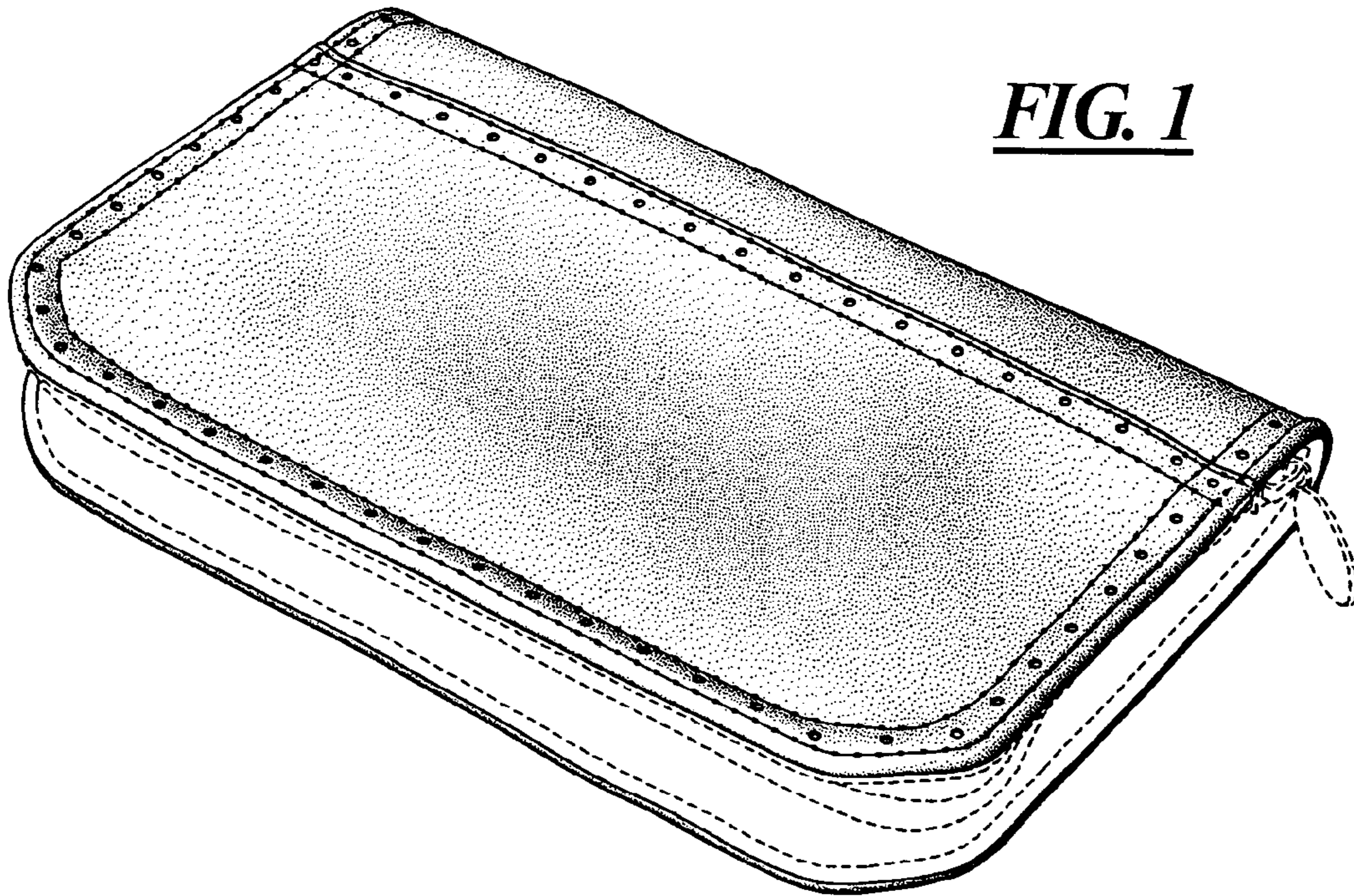


FIG. 1

FIG. 2




FIG. 3




FIG. 4

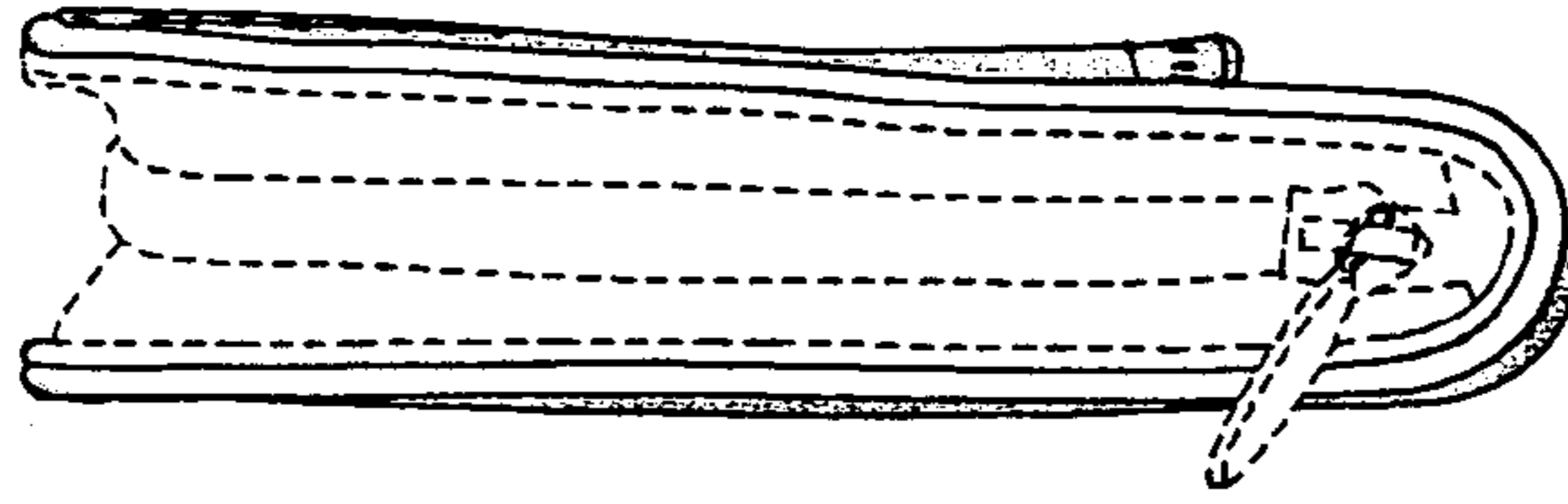


FIG. 5




FIG. 6





FIG. 7






FIG. 8




FIG. 9

FIG. 10

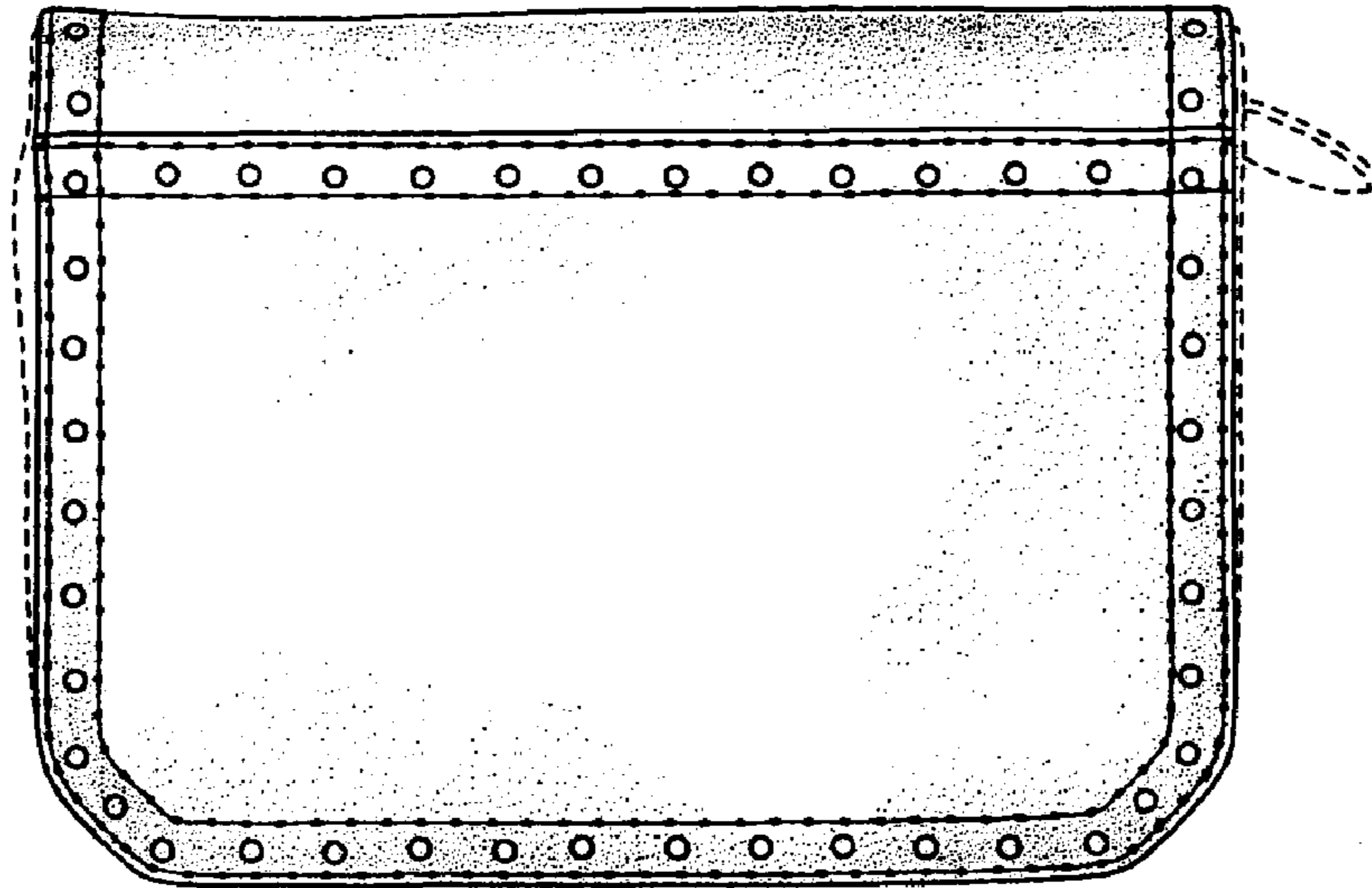


FIG. 11

