



US00D525428S

(12) **United States Design Patent**  
**Bryant**

(10) **Patent No.:** **US D525,428 S**

(45) **Date of Patent:** **\*\* Jul. 25, 2006**

(54) **CAP COVER**

(76) **Inventor:** **William S. Bryant**, Clean Caps Ltd.,  
P.O. Box 144, Haynesville, VA (US)  
22472

(\*\*) **Term:** **14 Years**

(21) **Appl. No.:** **29/205,276**

(22) **Filed:** **May 11, 2004**

(51) **LOC (8) Cl.** ..... **03-01**

(52) **U.S. Cl.** ..... **D3/269; D3/289; D3/301**

(58) **Field of Classification Search** ..... D3/271.1,  
D3/289, 301, 269, 273; D2/882; 2/171.1;  
206/8

See application file for complete search history.

(56) **References Cited**

**U.S. PATENT DOCUMENTS**

D161,844 S \* 2/1951 Kreuter et al. .... D3/269  
4,247,958 A \* 2/1981 Gallin ..... 2/171.1

5,022,515 A \* 6/1991 Agostine ..... 206/8  
5,074,410 A \* 12/1991 Fries et al. .... 206/8  
5,480,023 A \* 1/1996 Puller ..... 206/8  
D402,808 S \* 12/1998 Deloach ..... D3/269  
5,865,333 A \* 2/1999 Wolfe ..... 220/4.21

\* cited by examiner

*Primary Examiner*—Philip S. Hyder

(74) *Attorney, Agent, or Firm*—Hoglund & Pamas, PSC;  
Heath W. Hoglund

(57) **CLAIM**

The ornamental design for a cap cover, as shown.

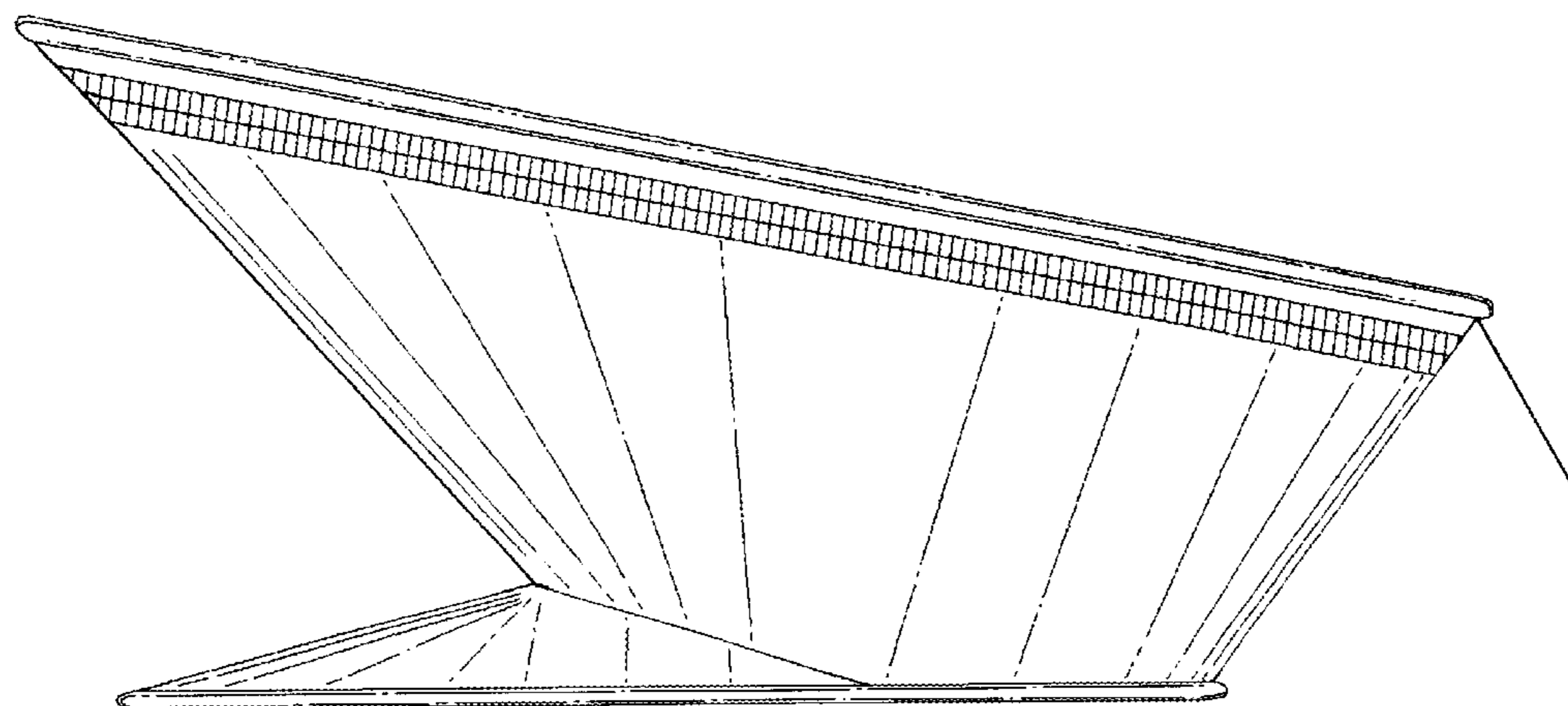
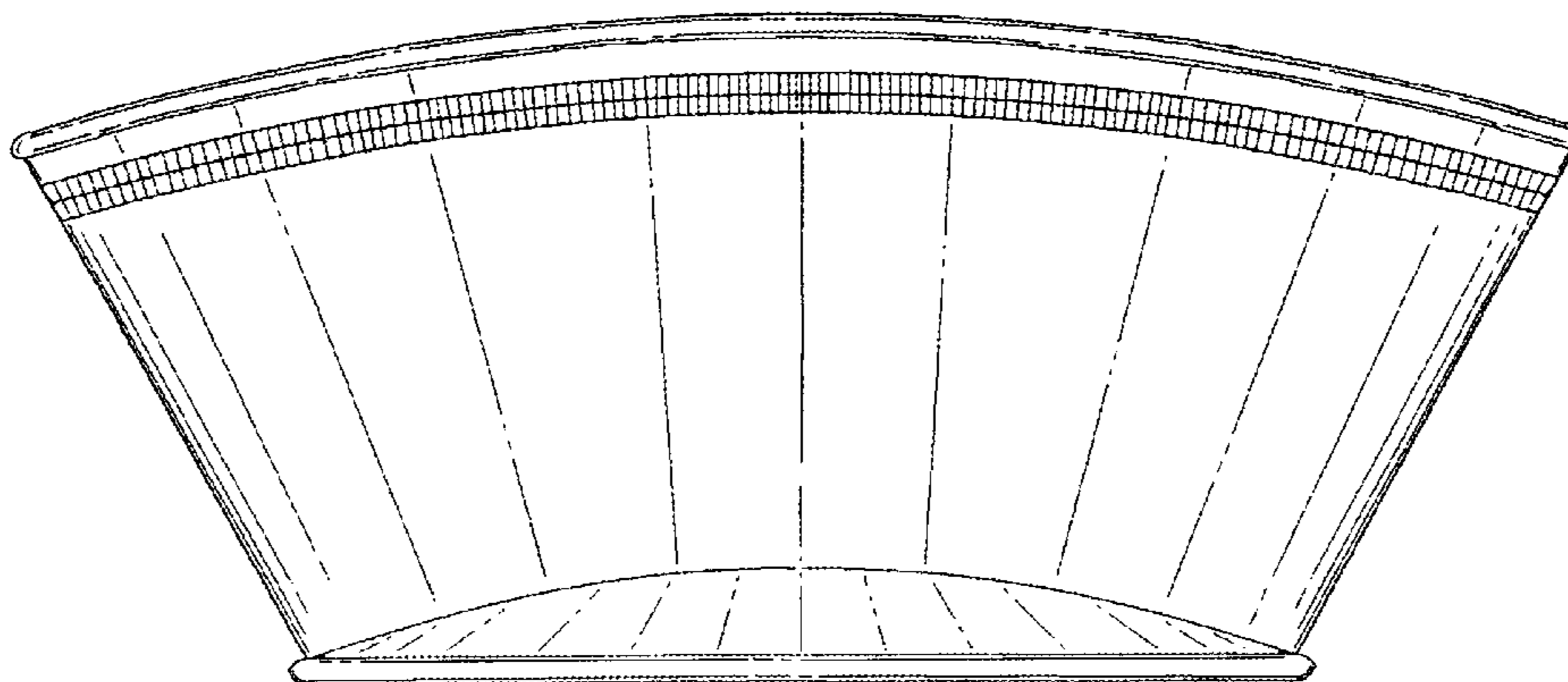
**DESCRIPTION**

FIG. 1 is a front view of a cap cover showing my new design;

FIG. 2 is a right side elevation view of the cap cover shown in FIG. 1; and,

FIG. 3 is a top plan view of the cap cover shown in FIG. 1.

**1 Claim, 3 Drawing Sheets**



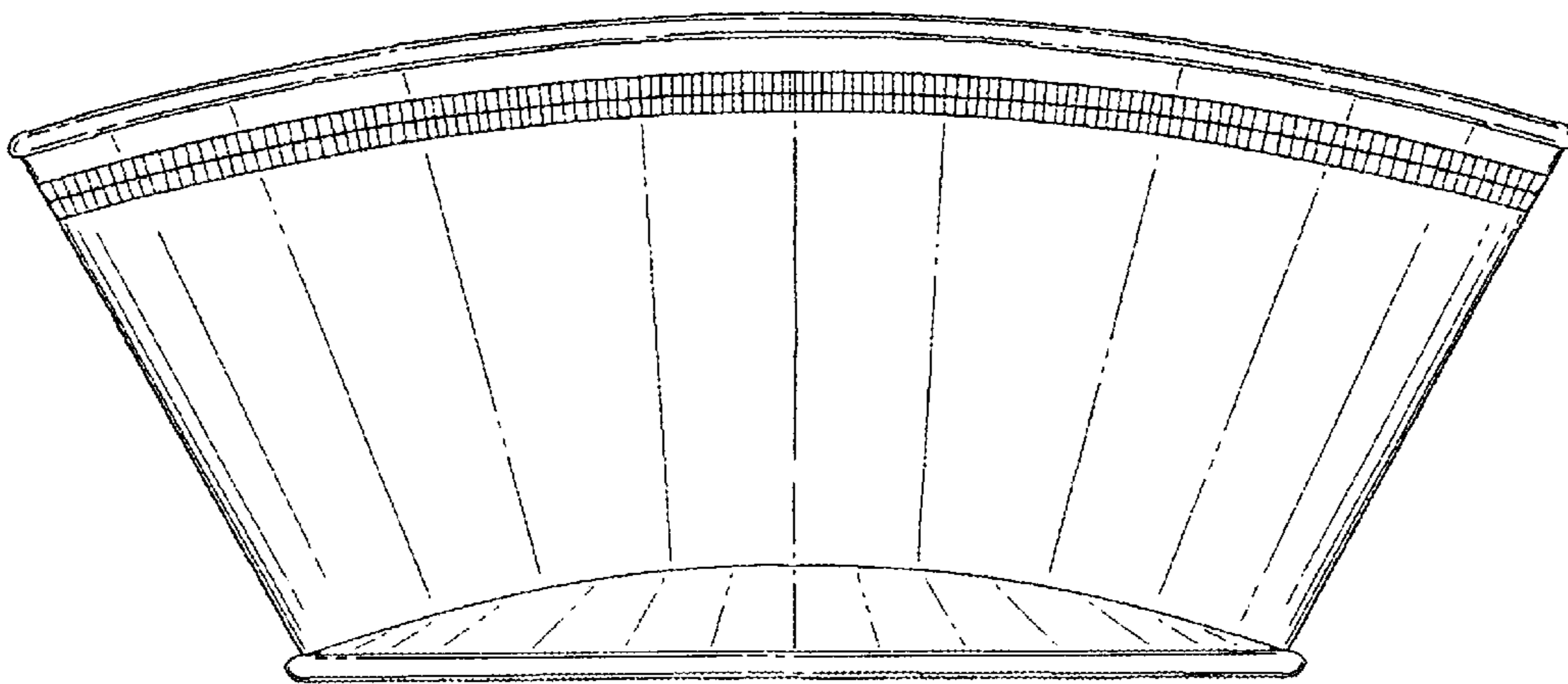


Fig. 1

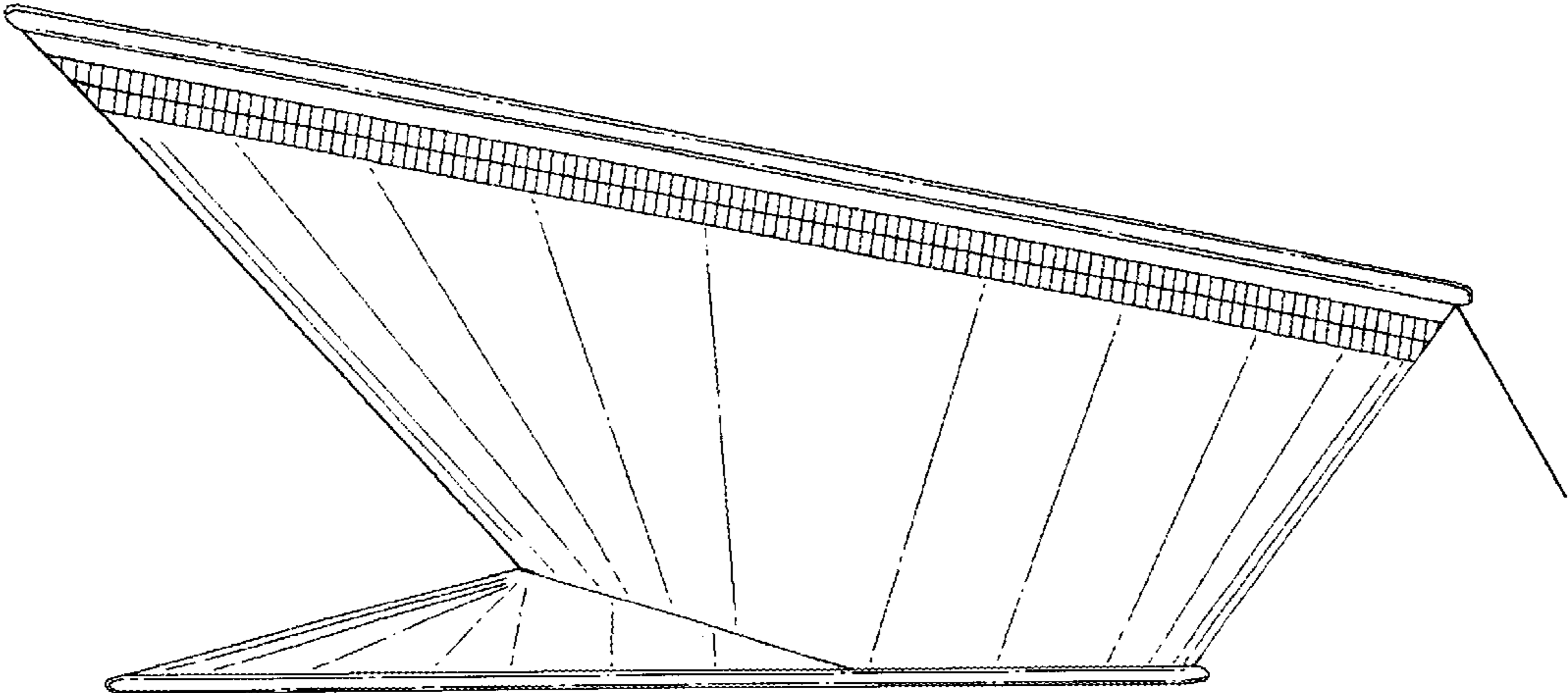


Fig. 2




Fig. 3