

US00D525416S

(12) **United States Design Patent**
Auger et al.

(10) **Patent No.: US D525,416 S**
(45) **Date of Patent: ** Jul. 25, 2006**

(54) **PORTION OF A SHOE OUTSOLE**
(75) Inventors: **Perry Auger**, Tigard, OR (US); **Troy Lindner**, Portland, OR (US); **Peter A. Hudson**, Portland, OR (US); **Erez Morag**, Lake Oswego, OR (US)

(73) Assignee: **Nike, Inc.**, Beaverton, OR (US)

(**) Term: **14 Years**

(21) Appl. No.: **29/243,174**

(22) Filed: **Nov. 22, 2005**

4,392,312 A 7/1983 Crowley et al.
4,393,604 A 7/1983 Crowley
D271,159 S 11/1983 Muller-Feigelstock
D272,772 S 2/1984 Kohno
4,454,662 A * 6/1984 Stubblefield 36/91
D290,903 S 7/1987 Inohara et al.
D291,743 S 9/1987 Inohara et al.
D292,443 S 10/1987 Ihlenburg
D295,231 S 4/1988 Heyes
D307,211 S 4/1990 Arai
D313,112 S 12/1990 Eisenbach
D322,355 S 12/1991 Arai
D322,510 S 12/1991 Miller

(Continued)

Related U.S. Application Data

(63) Continuation of application No. 11/128,417, filed on May 13, 2005, and a continuation of application No. 10/179,013, filed on Jun. 26, 2002, now Pat. No. 7,007,410.

(51) **LOC (8) Cl.** **02-04**

(52) **U.S. Cl.** **D2/953; D2/947; D2/951; D2/962**

(58) **Field of Classification Search** D2/902, D2/946-949, 951-960, 962; 36/3 B, 22 R, 36/24.5, 25 R, 28, 32 R, 34 R, 67 A, 59 C
See application file for complete search history.

(56) **References Cited**

U.S. PATENT DOCUMENTS

814,474 A 3/1906 Pierce
1,087,212 A 2/1914 Caldwell
D60,264 S * 1/1922 Reinhardt D2/949
1,867,219 A 7/1932 Harper
2,002,864 A 5/1935 Nichols
2,268,992 A 1/1942 Nofziger
D136,208 S 8/1943 Ghez et al.
D163,674 S 6/1951 Bovay
D163,744 S 6/1951 Capen
2,888,756 A 6/1959 Parsons
3,063,171 A 11/1962 Hollander
3,127,687 A * 4/1964 Hollister et al. 36/114
D255,173 S 6/1980 Finn
4,315,374 A 2/1982 Sneeringer
4,347,674 A 9/1982 George

OTHER PUBLICATIONS

Nike Footwear Catalog Holiday 2002, p. 88, published Mar. 2002.

Nike Footwear Catalog Fall 2002, p. 101, published Nov. 2001.

Nike Footwear Catalog Late Spring 2001, p. 104, published Sep. 2000.

Fogdog Sports; Fogdog Product Guide; Fogdog, Inc., 1998-2000.

Primary Examiner—Celia A. Murphy

(74) *Attorney, Agent, or Firm*—Banner & Witcoff, Ltd.

(57) **CLAIM**

The ornamental design for a portion of a shoe outsole, as shown and described.

DESCRIPTION

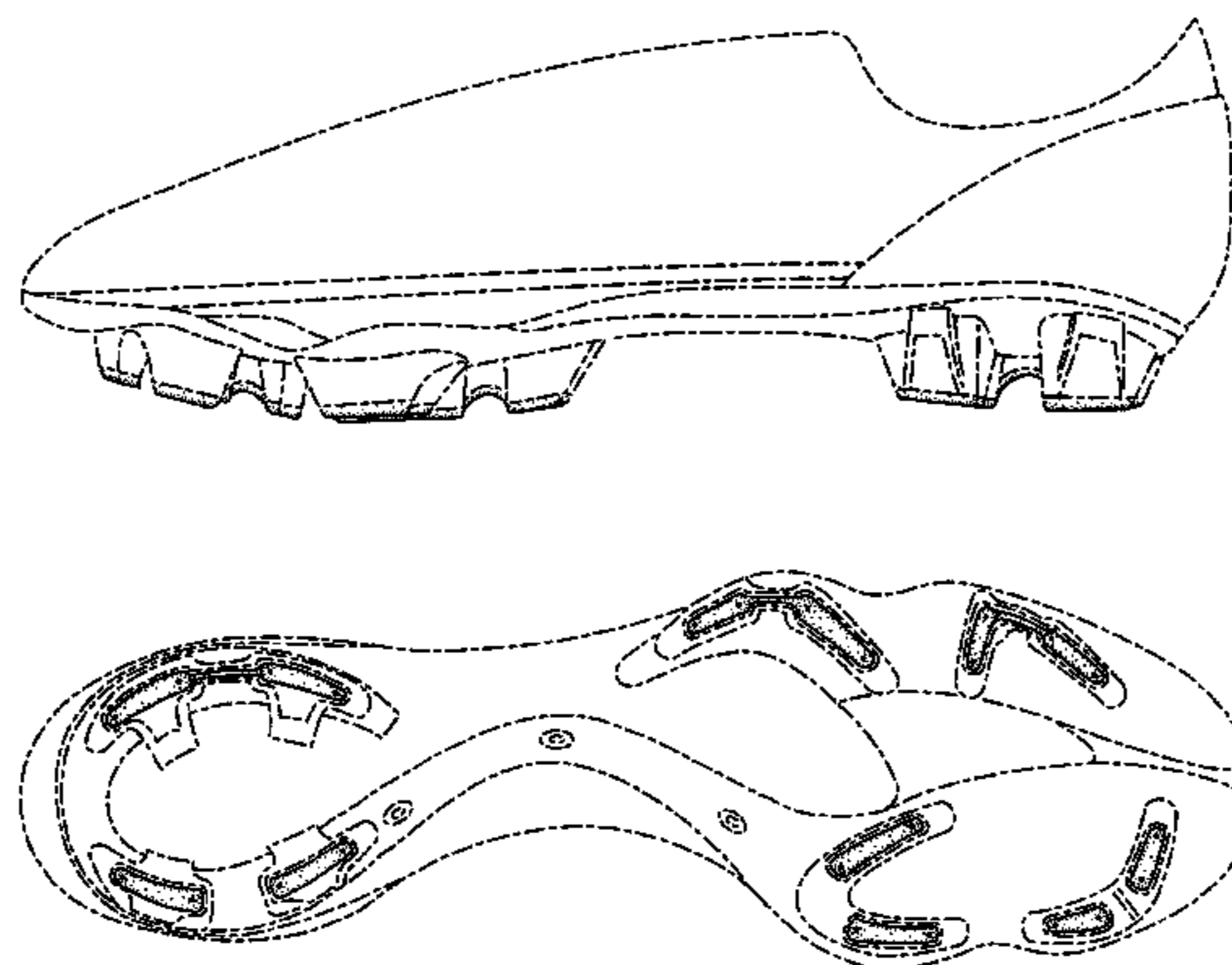
FIG. 1 is a first side view of a portion of a shoe outsole showing our new design;

FIG. 2 is a second side view thereof; and,

FIG. 3 is a plan view thereof.

The uneven broken line immediately adjacent to the shaded area represents an unclaimed boundary of the design. The uneven broken line showing of the remainder of the shoe is for illustrative purposes only and forms no part of the claimed design.

1 Claim, 3 Drawing Sheets



US D525,416 S

Page 2

U.S. PATENT DOCUMENTS

D323,738 S	2/1992	Eisenbach		6,182,381 B1	2/2001	Kaneko et al.	
5,201,126 A	4/1993	Tanel		D443,407 S *	6/2001	Patterson et al.	D2/962
D351,495 S	10/1994	Nagai et al.		D449,425 S	10/2001	Sasaki	
D368,360 S *	4/1996	Wolfe	D2/962	D471,694 S *	3/2003	Hudson	D2/953
D387,892 S	12/1997	Briant		6,557,270 B1 *	5/2003	Nakano et al.	35/25 R
D389,298 S *	1/1998	Briant	D2/962	6,722,061 B1 *	4/2004	Auger et al.	36/136
D393,146 S	4/1998	Valle		6,892,479 B1 *	5/2005	Auger et al.	36/128
D394,943 S	6/1998	Campbell et al.		6,941,684 B1 *	9/2005	Auger et al.	36/136
D397,850 S	9/1998	Harada et al.		6,973,745 B1 *	12/2005	Mills et al.	36/116
D404,191 S	1/1999	Harada et al.		2001/0039745 A1 *	11/2001	Nakano et al.	36/25 R
D408,619 S *	4/1999	Worthington et al.	D2/957	2003/0093926 A1 *	5/2003	Auger et al.	36/134
6,016,613 A	1/2000	Campbell et al.		2004/0000071 A1 *	1/2004	Auger et al.	36/59 R
D421,833 S	3/2000	Fallon		2004/0000074 A1 *	1/2004	Auger et al.	36/102
D424,283 S	5/2000	Snyder		2004/0000075 A1 *	1/2004	Auger et al.	36/128
D427,754 S	7/2000	Portaud		2004/0159021 A1 *	8/2004	Auger et al.	36/134
6,108,943 A	8/2000	Hudson et al.		2006/0021255 A1 *	2/2006	Auger et al.	36/67 A
6,145,221 A	11/2000	Hockerson					

* cited by examiner

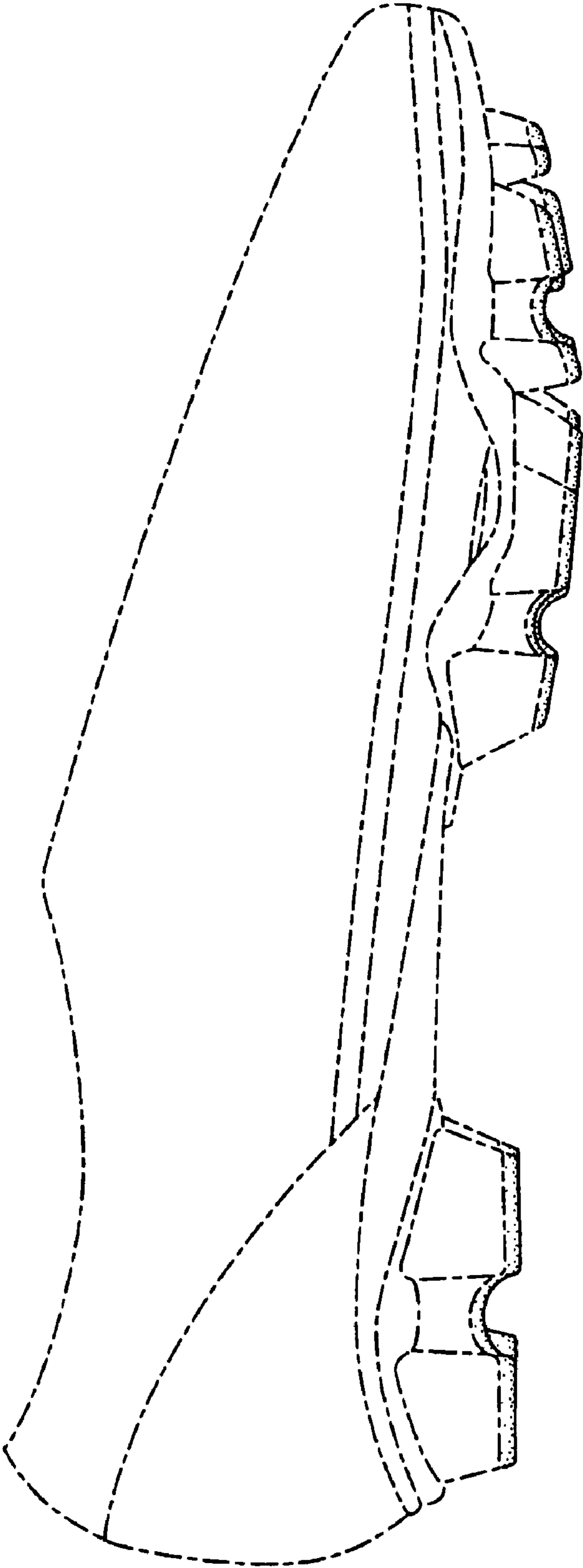


FIG. 1

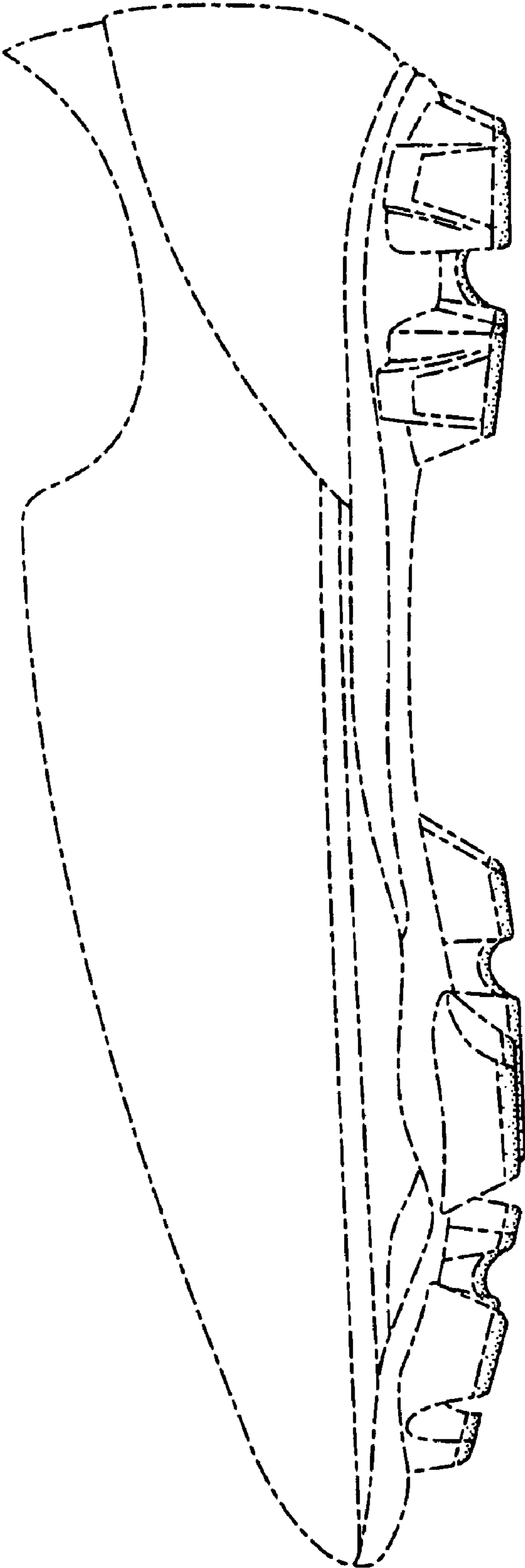


FIG. 2

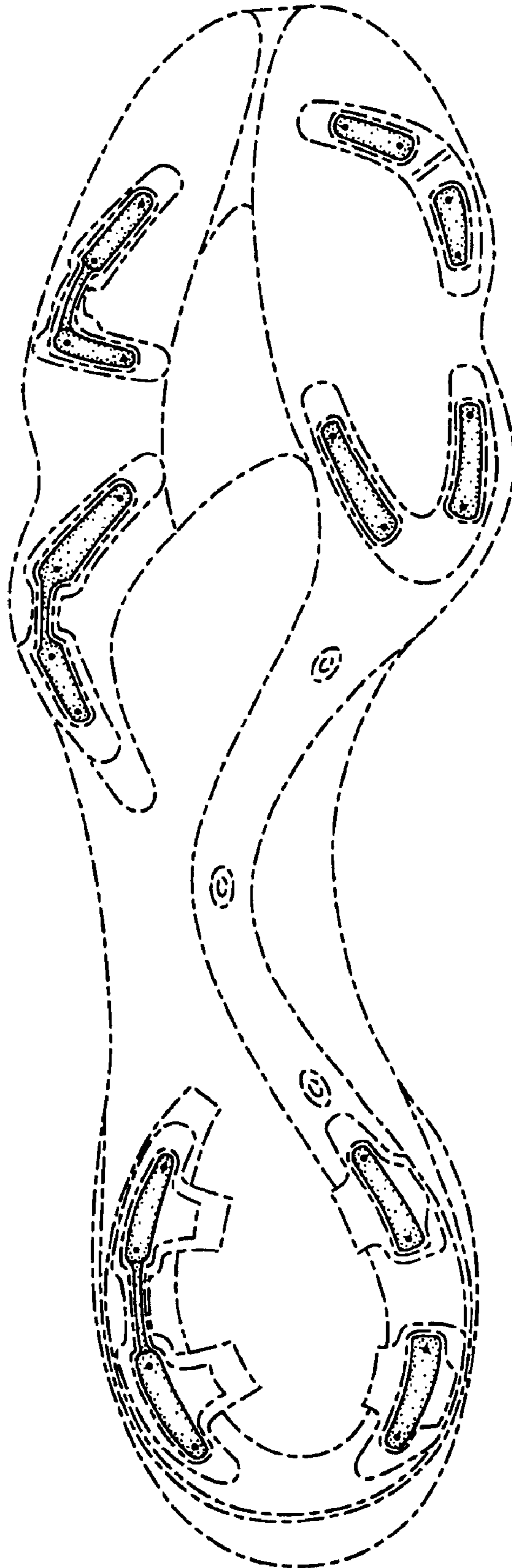


FIG. 3