

US00D525410S

(12) **United States Design Patent**
Colley

(10) **Patent No.:** **US D525,410 S**

(45) **Date of Patent:** **** Jul. 18, 2006**

(54) **PRIVACY SCREEN FOR A SELF-SERVICE
TERMINAL**

D411,753 S * 6/1999 Jobin D99/43
D455,889 S * 4/2002 Jobin D99/43
D505,765 S * 5/2005 Swaine et al. D99/28

(75) Inventor: **Andrew Colley**, Dundee (GB)

* cited by examiner

(73) Assignee: **NCR Corporation**, Dayton, OH (US)

Primary Examiner—Paula A. Greene

(**) Term: **14 Years**

(57) **CLAIM**

(21) Appl. No.: **29/233,977**

The ornamental design for a privacy screen for a self-service terminal, as shown and described.

(22) Filed: **Jul. 12, 2005**

DESCRIPTION

(51) **LOC (8) Cl.** **99-00**

(52) **U.S. Cl.** **D99/43**

(58) **Field of Classification Search** D99/28,
D99/35, 36, 41, 43; 235/54 R, 50 B; D6/332,
D6/333, 491, 492, 509; D20/8, 10, 15, 19,
D20/27; D25/58; 52/103, 104, 116; 248/118.5,
248/444; 348/818, 819, 823, 842; 312/196;
D18/6

See application file for complete search history.

FIG. 1 is a left front perspective view of a privacy screen for a self-service terminal, showing my new design;
FIG. 2 is a front elevational view thereof;
FIG. 3 is a rear elevational view thereof;
FIG. 4 is a right side elevational view thereof;
FIG. 5 is a left side elevational view thereof;
FIG. 6 is a top plan view thereof;
FIG. 7 is a right front perspective view of one portion of a privacy screen for a self-service terminal shown separately for purposes of illustration; and,
FIG. 8 is a right front perspective view of one portion of a privacy screen for a self-service terminal shown separately for purposes of illustration.

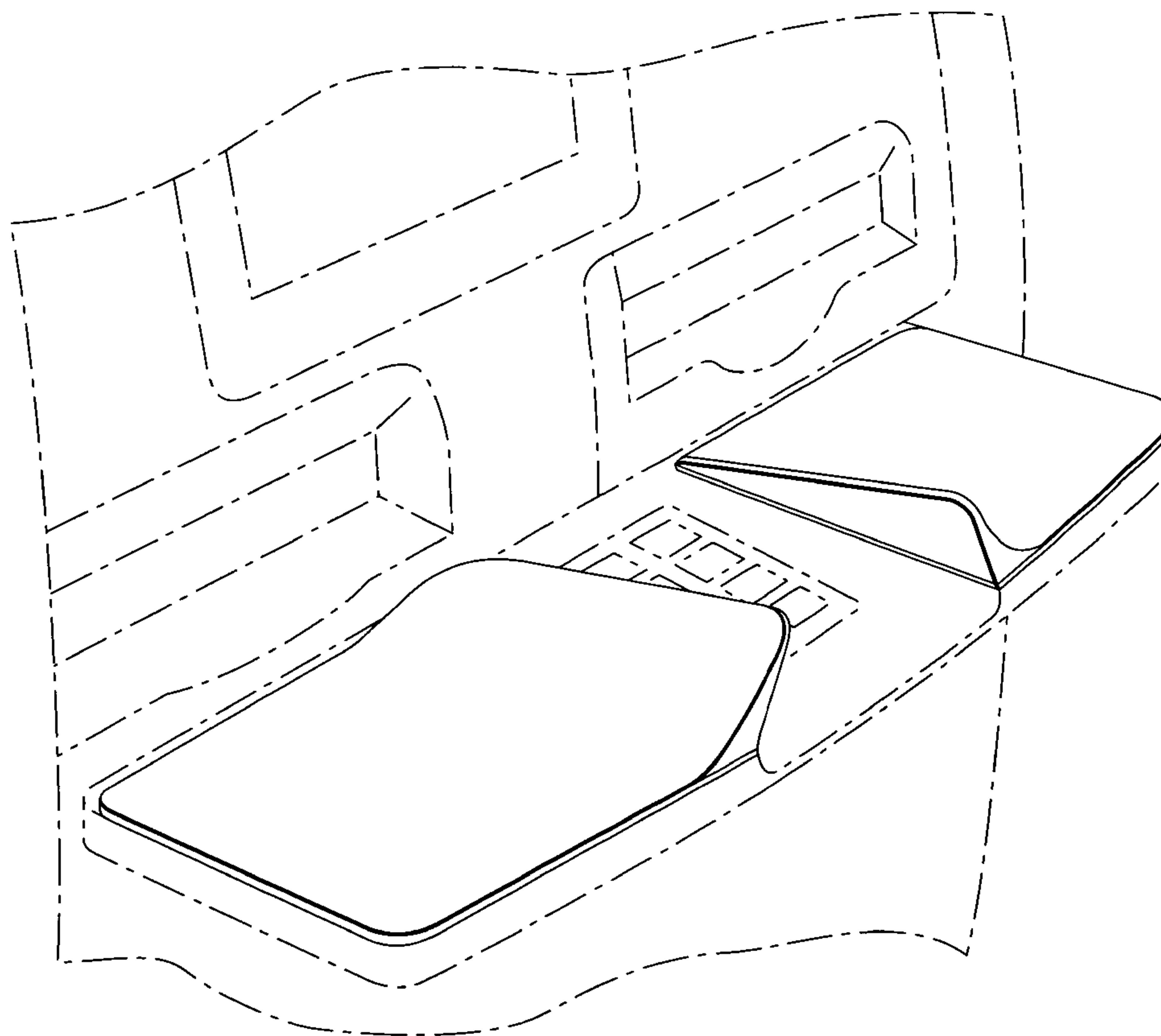
The broken lines are for illustrative purposes only and forms no part of the claimed design.

(56) **References Cited**

U.S. PATENT DOCUMENTS

3,564,138 A * 2/1971 Harrold 348/842
D269,823 S * 7/1983 Barthel D99/28
4,938,439 A * 7/1990 Fried et al. 248/118.5
D382,735 S * 8/1997 Zapf D6/492
5,890,782 A * 4/1999 Alberts 312/196

1 Claim, 5 Drawing Sheets



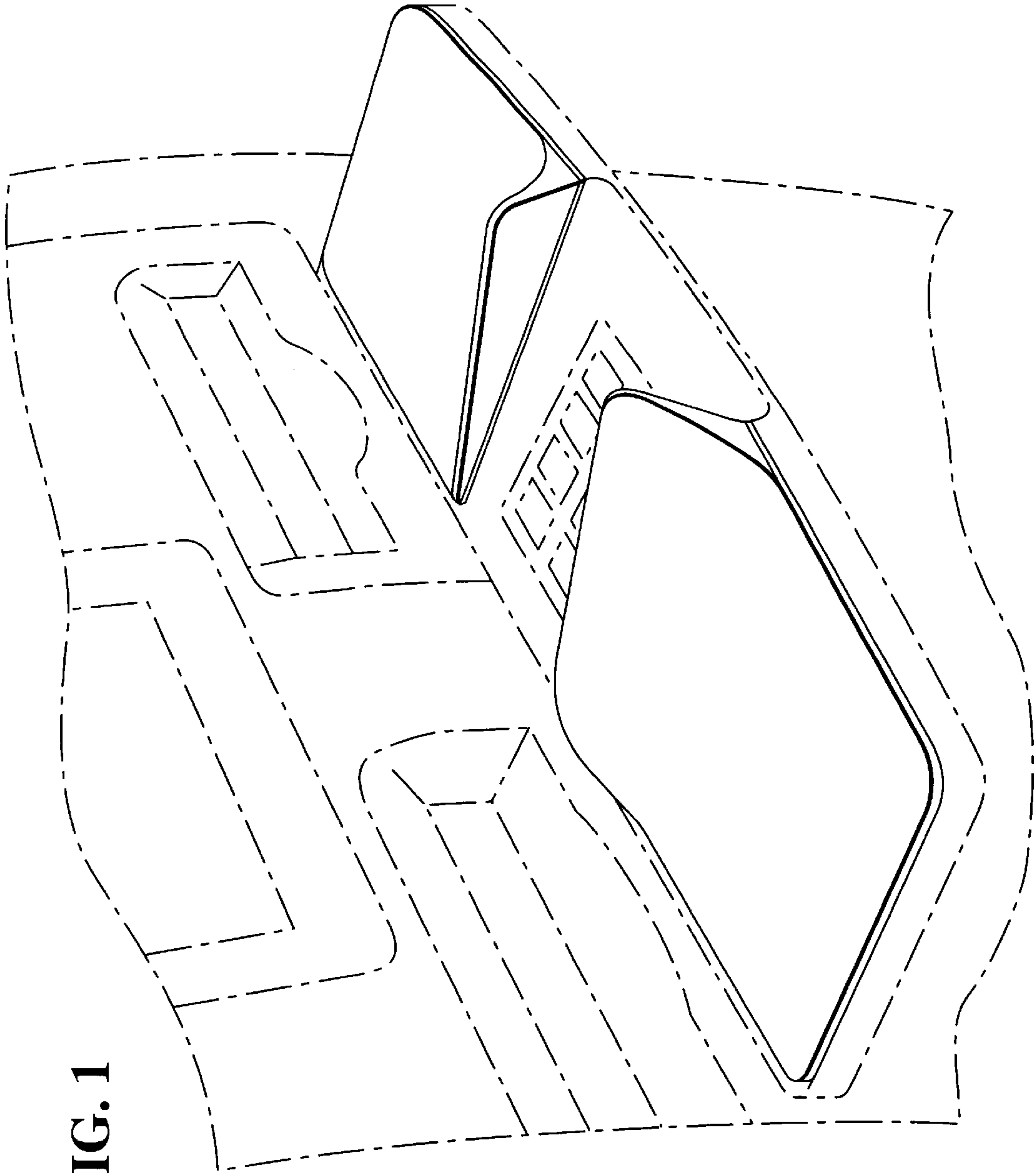


FIG. 1

FIG. 2

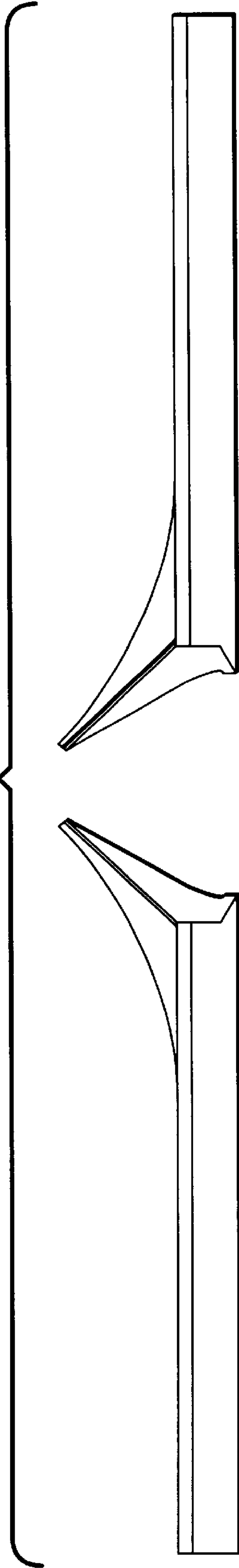


FIG. 3

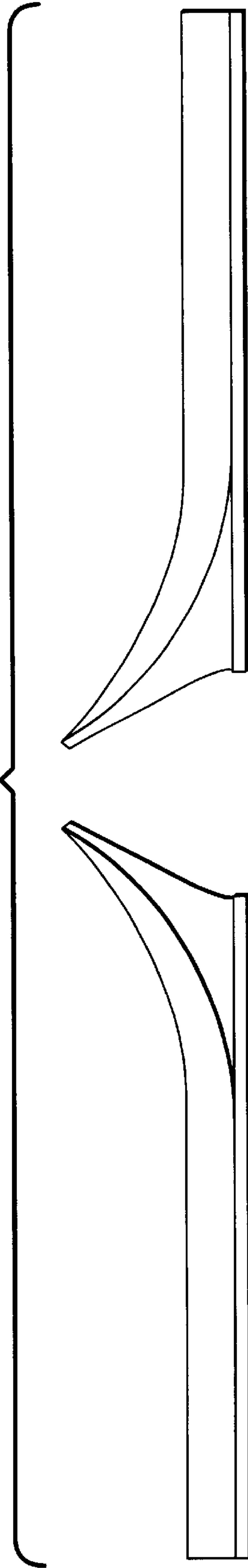


FIG. 4




FIG. 5

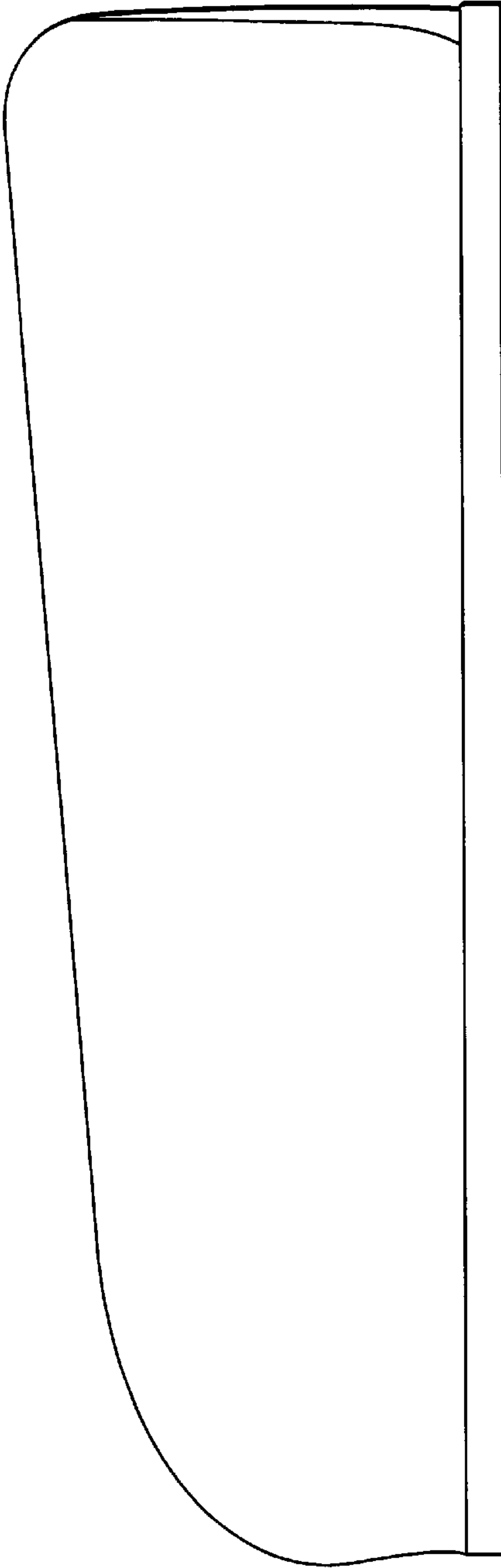


FIG. 6

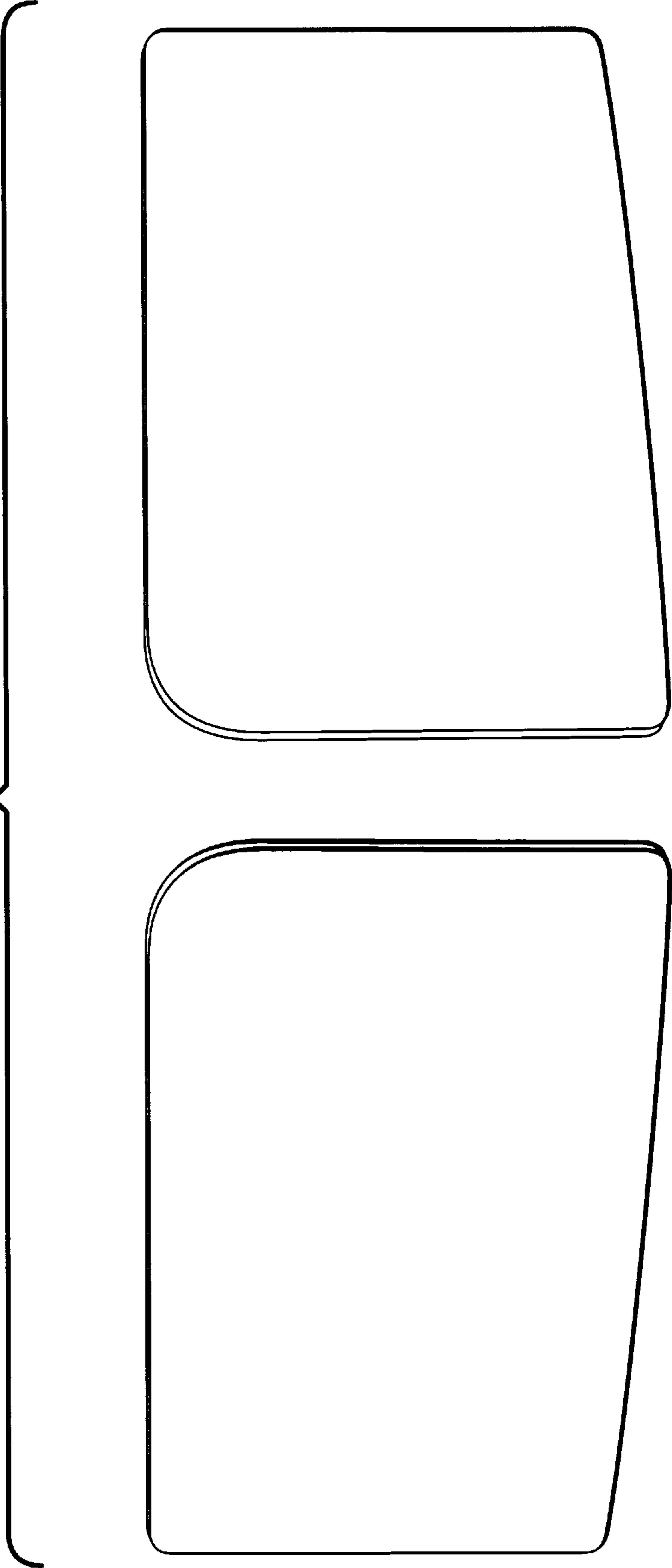


FIG. 7

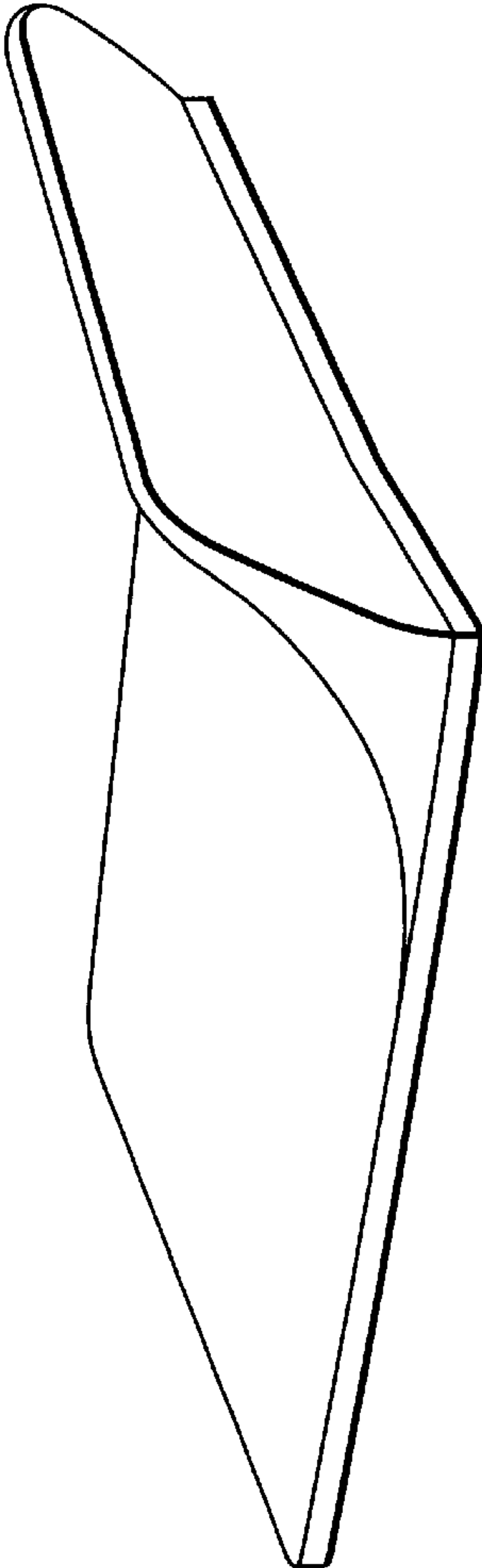


FIG. 8

