



US00D525407S

(12) **United States Design Patent**
Auberger

(10) **Patent No.:** **US D525,407 S**

(45) **Date of Patent:** **** Jul. 18, 2006**

(54) **TWO WHEELED WHEELBARROW**

(75) **Inventor:** **M. Benoit Auberger**, La Fôret sur Sèvre (FR)

(73) **Assignee:** **Wesco Company SA**, Cerizay (FR)

(**) **Term:** **14 Years**

(21) **Appl. No.:** **29/208,436**

(22) **Filed:** **Jun. 29, 2004**

(30) **Foreign Application Priority Data**

Dec. 29, 2003 (EM) 000184825-0022

(51) **LOC (8) Cl.** **12-02**

(52) **U.S. Cl.** **D34/16**

(58) **Field of Classification Search** D34/12-27;
280/47.12, 24, 47.31, 33, 47.26, 41, 47.2,
280/32, 47.34, 18, 47.16, 17, 47.27, 28, 47.23,
280/652, 653, 62; 188/19, 21, 29, 169; 298/2,
298/3; 180/19.1, 19.3

See application file for complete search history.

(56) **References Cited**

U.S. PATENT DOCUMENTS

D311,621 S * 10/1990 Fuller D34/18

D327,350 S * 6/1992 Brown et al. D34/16

D356,411 S * 3/1995 Gingras et al. D34/16

D370,326 S * 5/1996 Chapman et al. D34/16

D389,972 S * 1/1998 Grosfillex D34/16

D393,129 S * 3/1998 Yemini D34/16

D404,870 S * 1/1999 Van Rhienen D34/16

D487,325 S * 3/2004 Nelsen et al. D34/16

* cited by examiner

Primary Examiner—Freda Nunn

Assistant Examiner—Kevin K. Rudzinski

(74) *Attorney, Agent, or Firm*—Horst M. Kasper

(57) **CLAIM**

The ornamental design for two wheeled wheelbarrow, as shown and described.

DESCRIPTION

FIG. 1 is a front elevational view of a two wheeled wheelbarrow

FIG. 2 is a top plan view thereof;

FIG. 3 is a rear side elevational view thereof;

FIG. 4 is a bottom plan view thereof;


FIG. 5 is a left side elevational view thereof;

FIG. 6 is a right side elevational view thereof;

FIG. 7 is a front and side perspective view thereof; and,

FIG. 8 is a longitudinal sectional view to expose inner parts of a two wheeled wheelbarrow.

1 Claim, 5 Drawing Sheets






Fig. 1

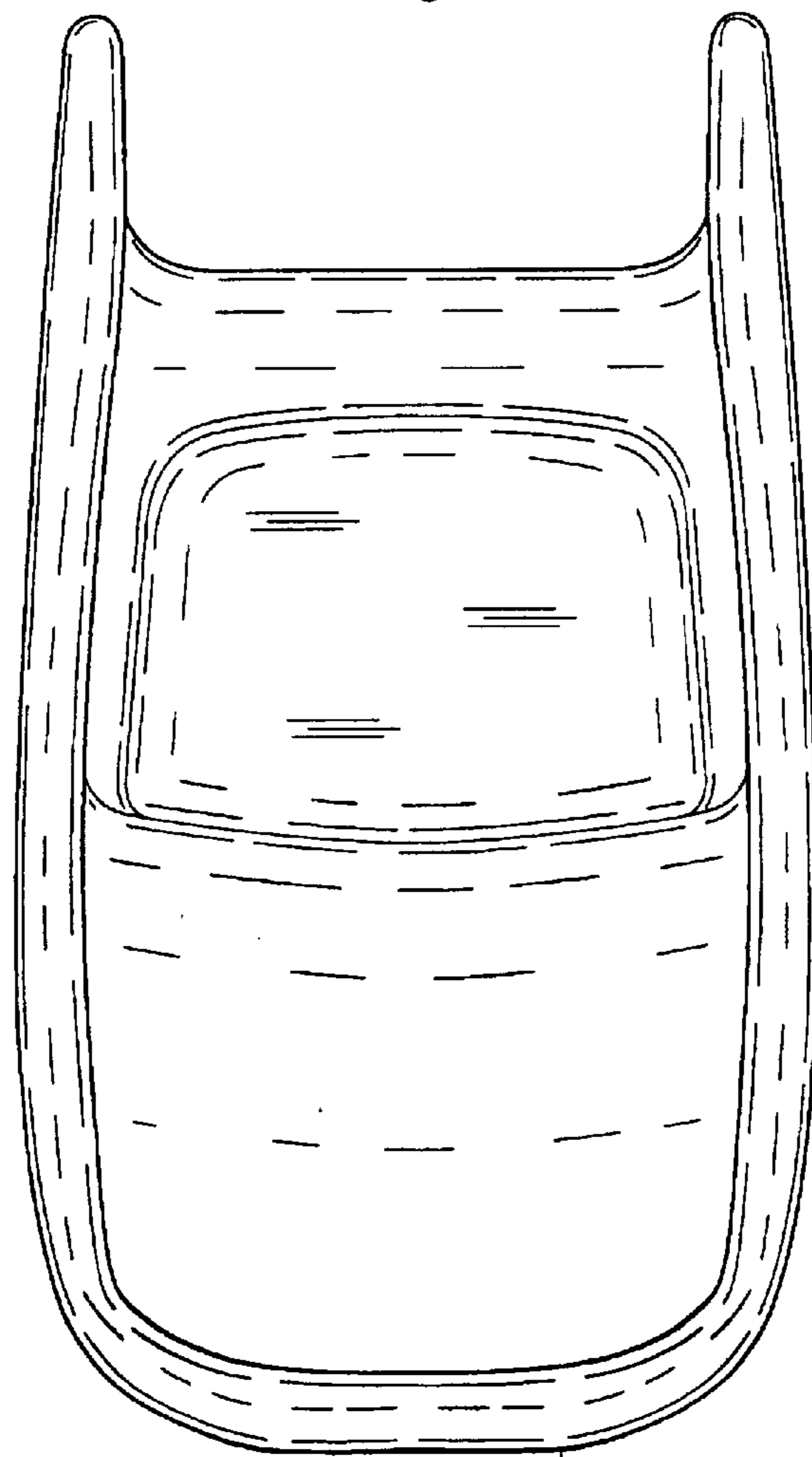


Fig. 2




Fig. 3

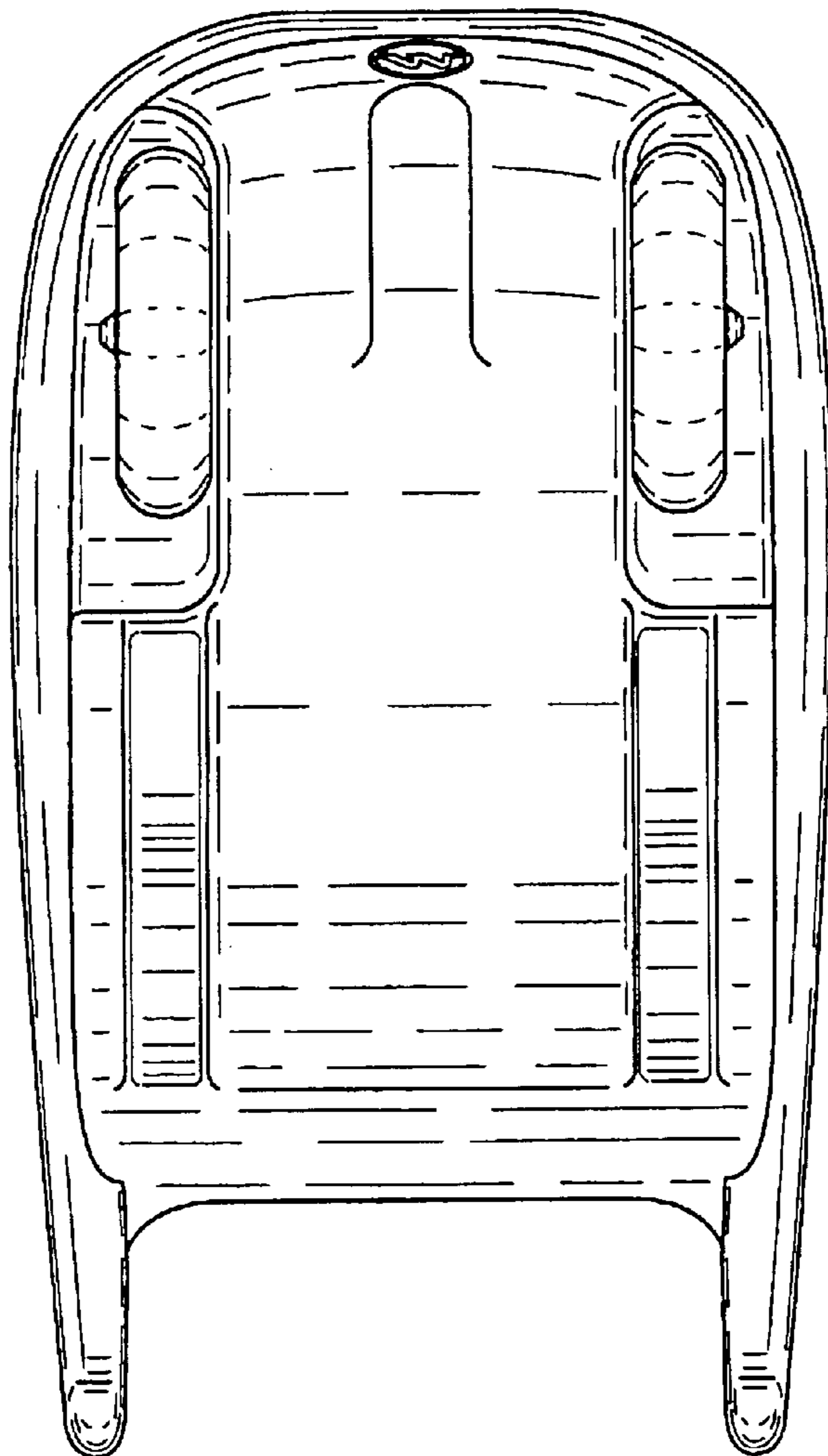


Fig. 4

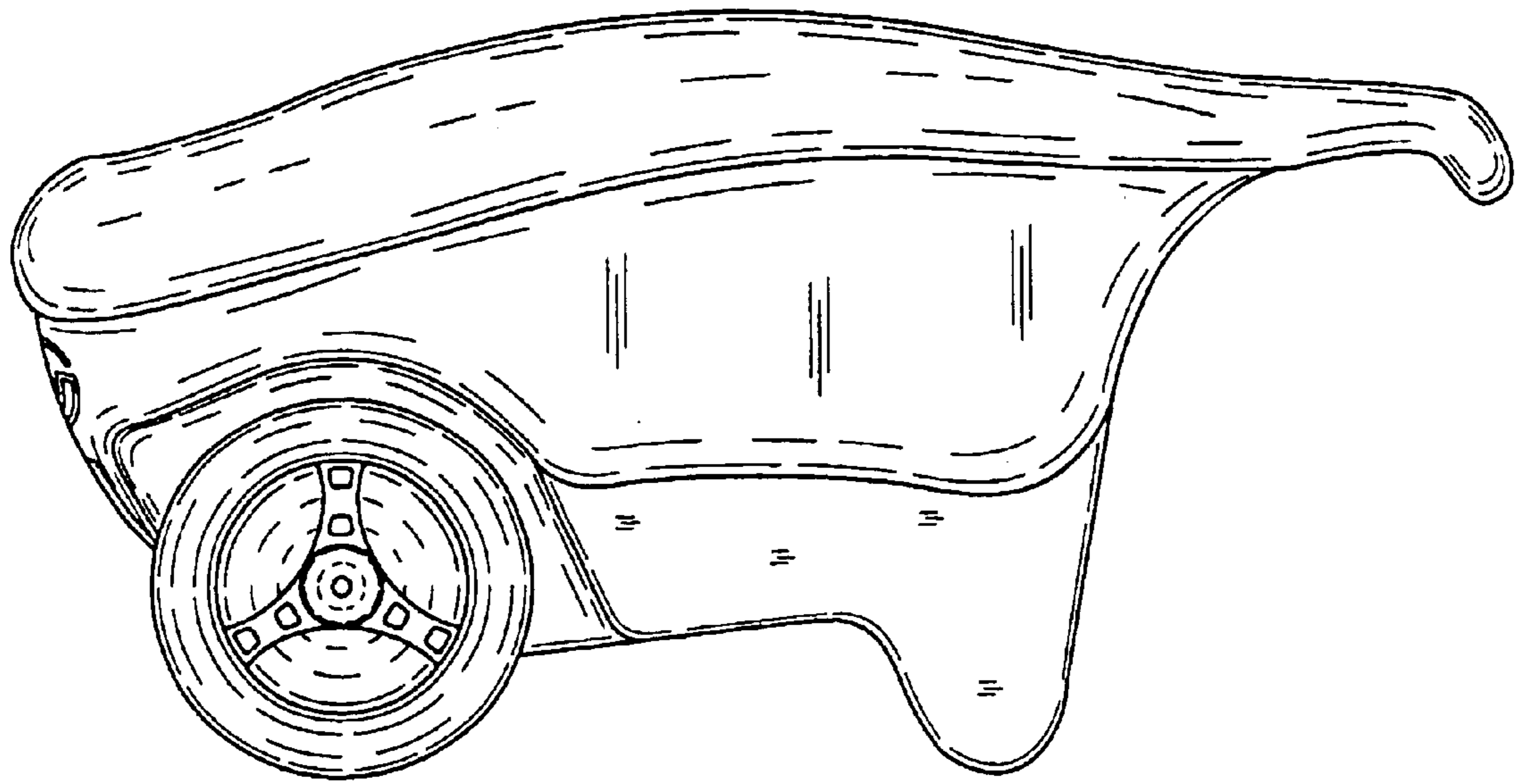


Fig. 5

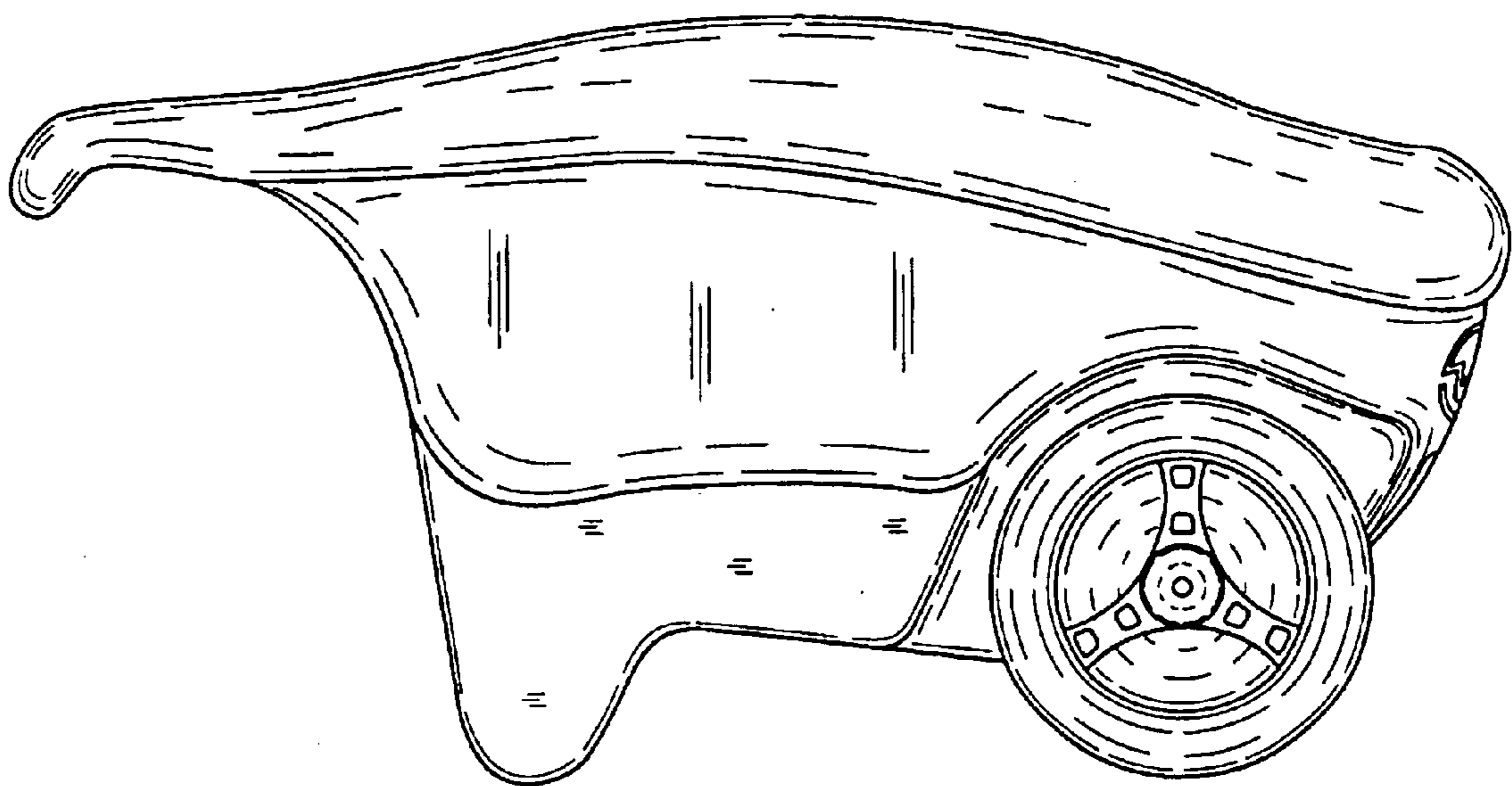


Fig. 6




Fig.7

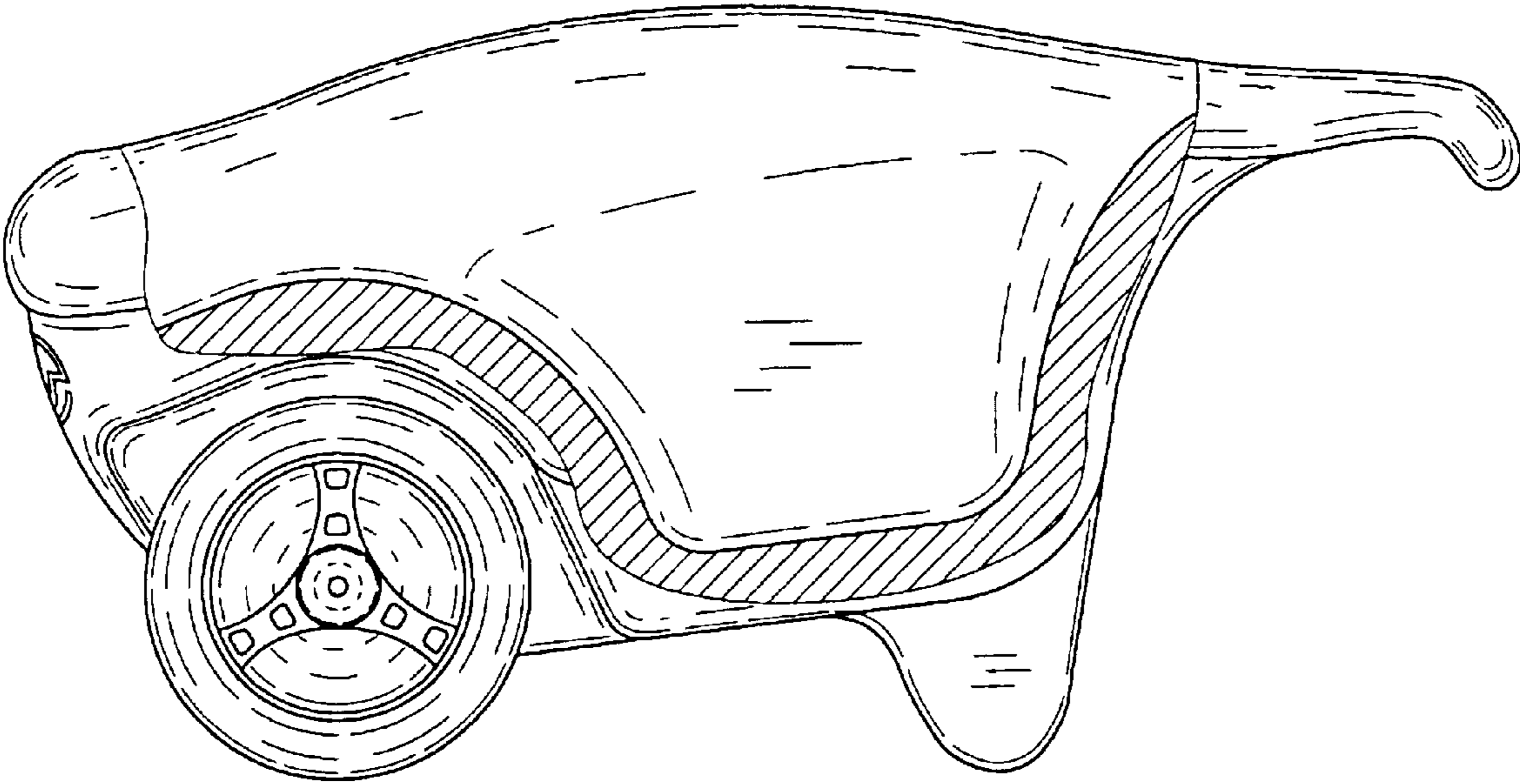


Fig.8