



US00D525377S

(12) **United States Design Patent**
Akamine et al.

(10) **Patent No.:** **US D525,377 S**
(45) **Date of Patent:** **** Jul. 18, 2006**

(54) **FRONT COMBINATION LAMP FOR
AUTOMOBILE**

(75) Inventors: **Shuzo Akamine**, Aichi-ken (JP); **Ryuji
Yoshinaga**, Aichi-ken (JP); **Naoto
Furukado**, Aichi-ken (JP)

(73) Assignee: **Toyota Jidosha Kabushiki Kaisha**,
Aichi-ken (JP)

(**) Term: **14 Years**

(21) Appl. No.: **29/228,195**

(22) Filed: **Apr. 21, 2005**

(51) **LOC (8) Cl.** **26-06**

(52) **U.S. Cl.** **D26/28**

(58) **Field of Classification Search** D26/28-36;
362/459-468, 475-478, 485-487

See application file for complete search history.

(56) **References Cited**

U.S. PATENT DOCUMENTS

D492,046 S	6/2004	Nakamura et al.	
D501,265 S	* 1/2005	Lin	D26/28
D506,558 S	* 6/2005	Lin	D26/28
D506,842 S	* 6/2005	Nagura et al.	D26/28

OTHER PUBLICATIONS

Brochure of Toyota Jidosha Kabushiki Kaisha, Toyota Platz,
prior to Apr. 21, 2005.

Brochure of Toyota Jidosha Kabushiki Kaisha, Toyota Mark
II, prior to Apr. 21, 2005.

Brochure of Toyota Jidosha Kabushiki Kaisha, Toyota Win-
dom, prior to Apr. 21, 2005.

Brochure of Toyota Jidosha Kabushiki Kaisha, Toyota
Ipsum, prior to Apr. 21, 2005.

* cited by examiner

Primary Examiner—Marcus A. Jackson

(74) *Attorney, Agent, or Firm*—Finnegan, Henderson,
Farabow, Garrett & Dunner, LLP

(57) **CLAIM**

The ornamental design for a front combination lamp for
automobile, as shown and described.

DESCRIPTION

FIG. 1 is a perspective view of a front combination lamp for
automobile of our new design;

FIG. 2 is a front view thereof;

FIG. 3 is a rear view thereof;

FIG. 4 is a top view thereof;


FIG. 5 is a bottom view thereof;

FIG. 6 is a left-side view thereof; and,

FIG. 7 is a right-side view thereof.

Our design includes the mirror image of the embodiment
depicted.

1 Claim, 4 Drawing Sheets



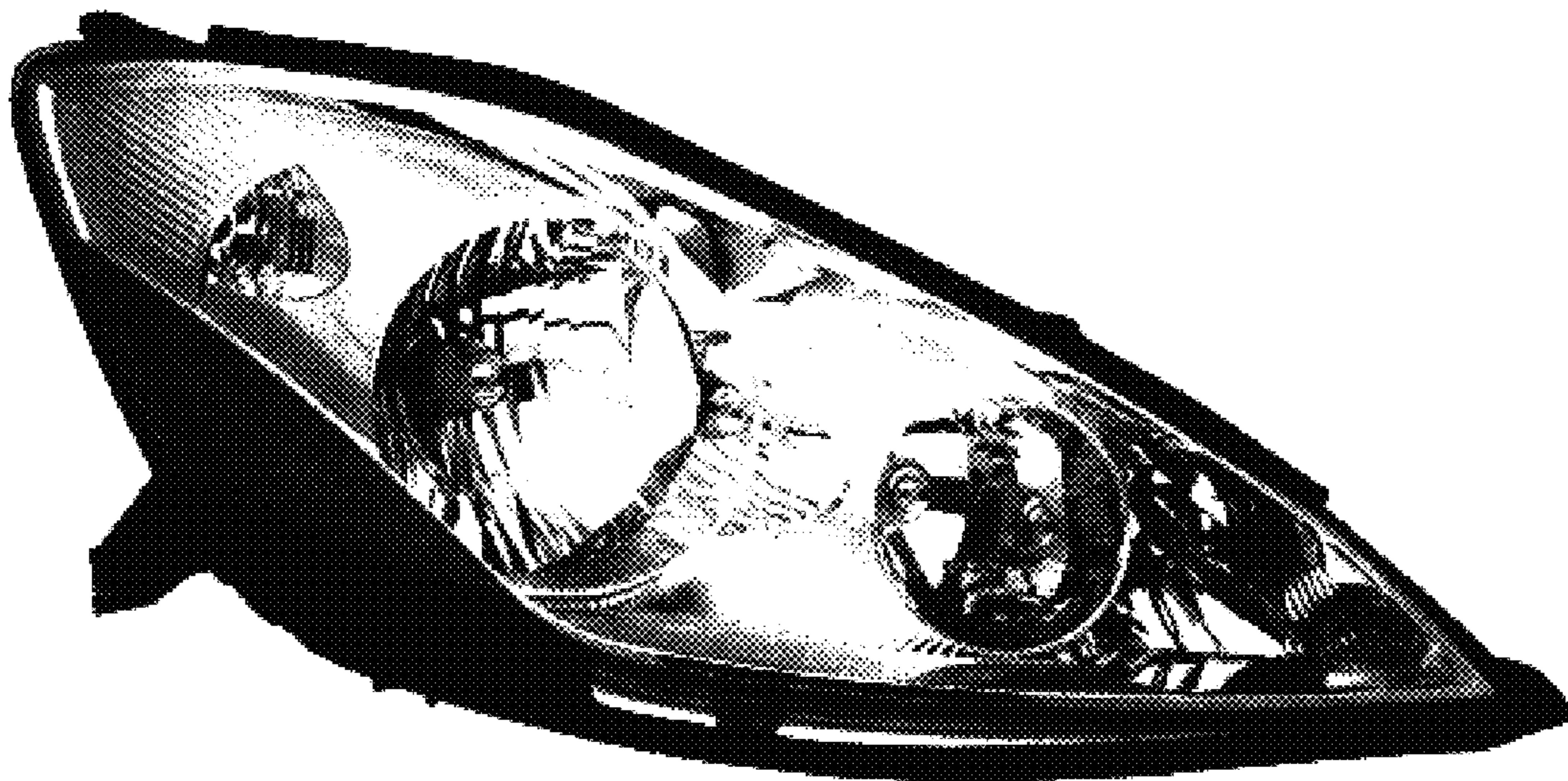


FIG. 1




FIG. 2




FIG. 3




FIG. 4




FIG. 5




FIG. 6




FIG. 7

UNITED STATES PATENT AND TRADEMARK OFFICE
CERTIFICATE OF CORRECTION

PATENT NO. : Des. 525,377 S
APPLICATION NO. : 29/228195
DATED : July 18, 2006
INVENTOR(S) : Shuzo Akamine, Ryuji Yoshinaga and Naoto Furukado

Page 1 of 9

It is certified that error appears in the above-identified patent and that said Letters Patent is hereby corrected as shown below:

Title Page

The title page, showing an illustrative figure, should be deleted and substitute therefor the attached Title page.

Drawings

Delete drawing sheets 1-4, and substitute therefor the drawing sheets consisting of FIGS. 1-7 as shown on the attached pages.

Signed and Sealed this

Second Day of September, 2008



JON W. DUDAS

Director of the United States Patent and Trademark Office

(12) **United States Design Patent** (10) Patent No.: **US D525,377 S**
Akamine et al. (45) Date of Patent: **** Jul. 18, 2006**

(54) **FRONT COMBINATION LAMP FOR AUTOMOBILE**

(75) Inventors: **Shuzo Akamine, Aichi-ken (JP); Ryuji Yoshinaga, Aichi-ken (JP); Naoto Furukado, Aichi-ken (JP)**

(73) Assignee: **Toyota Jidosha Kabushiki Kaisha, Aichi-ken (JP)**

(**) Term: **14 Years**

(21) Appl. No.: **29/228,195**

(22) Filed: **Apr. 21, 2005**

(51) LOC (8) Cl. **26-06**

(52) U.S. Cl. **D26/28**

(58) Field of Classification Search **D26/28-36;**
362/459-468, 475-478, 485-487
 See application file for complete search history.

(56) **References Cited**

U.S. PATENT DOCUMENTS

D492,046 S 6/2004 Nakamura et al.
 D501,265 S * 1/2005 Lin **D26/28**
 D506,558 S * 6/2005 Lin **D26/28**
 D506,842 S * 6/2005 Nagura et al. **D26/28**

OTHER PUBLICATIONS

Brochure of Toyota Jidosha Kabushiki Kaisha, Toyota Platz, prior to Apr. 21, 2005.
 Brochure of Toyota Jidosha Kabushiki Kaisha, Toyota Mark II, prior to Apr. 21, 2005.

Brochure of Toyota Jidosha Kabushiki Kaisha, Toyota Windom, prior to Apr. 21, 2005.

Brochure of Toyota Jidosha Kabushiki Kaisha, Toyota Ipsilon, prior to Apr. 21, 2005.

* cited by examiner

Primary Examiner—**Marcus A. Jackson**

(74) Attorney, Agent, or Firm—**Finnegan, Henderson, Farabow, Garrett & Dunner, LLP**

(57) **CLAIM**

The ornamental design for a front combination lamp for automobile, as shown and described.

DESCRIPTION

FIG. 1 is a perspective view of a front combination lamp for automobile of our new design;

FIG. 2 is a front view thereof;

FIG. 3 is a rear view thereof;

FIG. 4 is a top view thereof;


FIG. 5 is a bottom view thereof;

FIG. 6 is a left-side view thereof; and,

FIG. 7 is a right-side view thereof.

Our design includes the mirror image of the embodiment depicted.

1 Claim, 4 Drawing Sheets



UNITED STATES PATENT AND TRADEMARK OFFICE
CERTIFICATE OF CORRECTION

PATENT NO. : Des. 525,377 S
APPLICATION NO. : 29/228195
DATED : July 18, 2006
INVENTOR(S) : Shuzo Akamine, Ryuji Yoshinaga and Naoto Furukado

Page 3 of 9

It is certified that error appears in the above-identified patent and that said Letters Patent is hereby corrected as shown below:

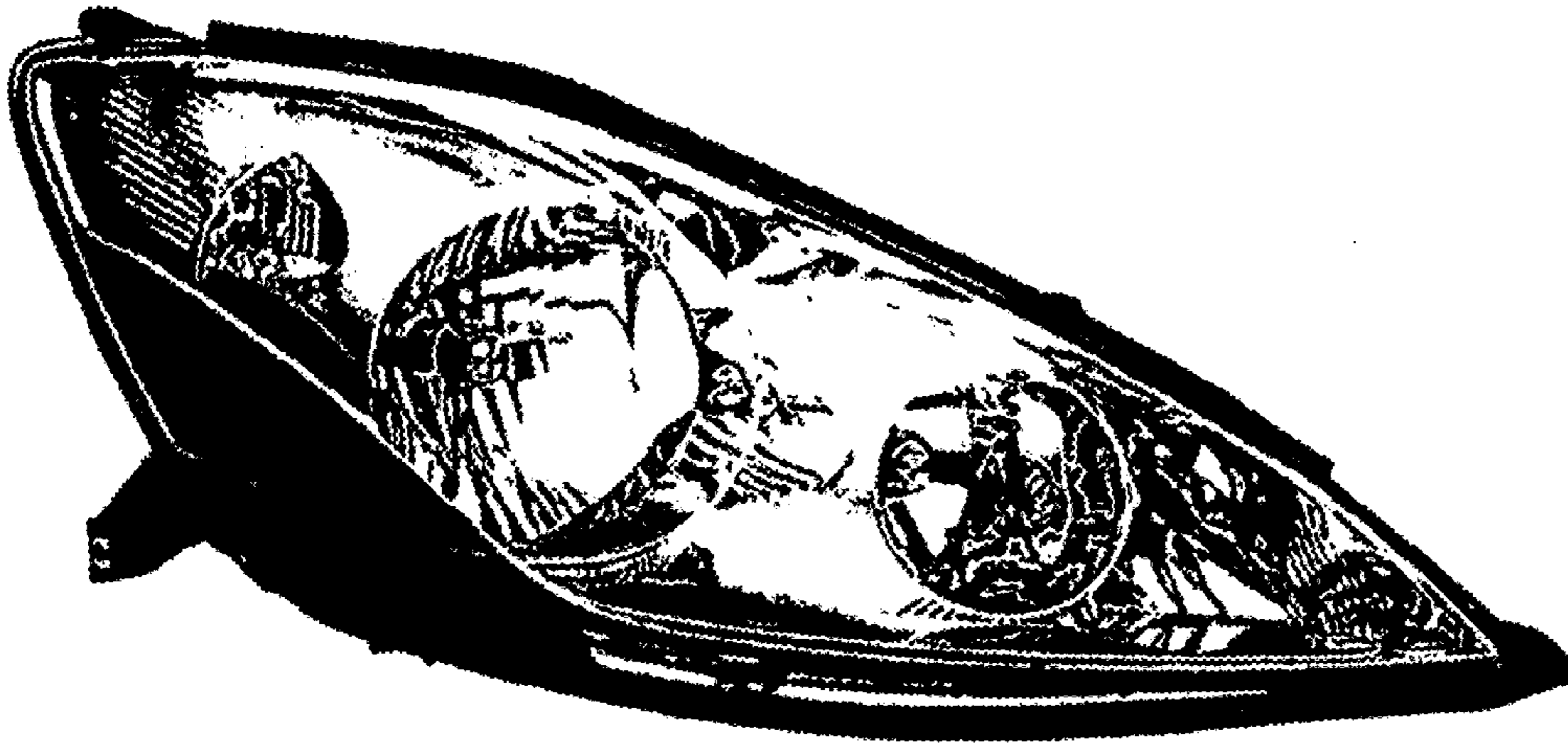


FIG. 1

UNITED STATES PATENT AND TRADEMARK OFFICE
CERTIFICATE OF CORRECTION

PATENT NO. : Des. 525,377 S
APPLICATION NO. : 29/228195
DATED : July 18, 2006
INVENTOR(S) : Shuzo Akamine, Ryuji Yoshinaga and Naoto Furukado

Page 4 of 9

It is certified that error appears in the above-identified patent and that said Letters Patent is hereby corrected as shown below:

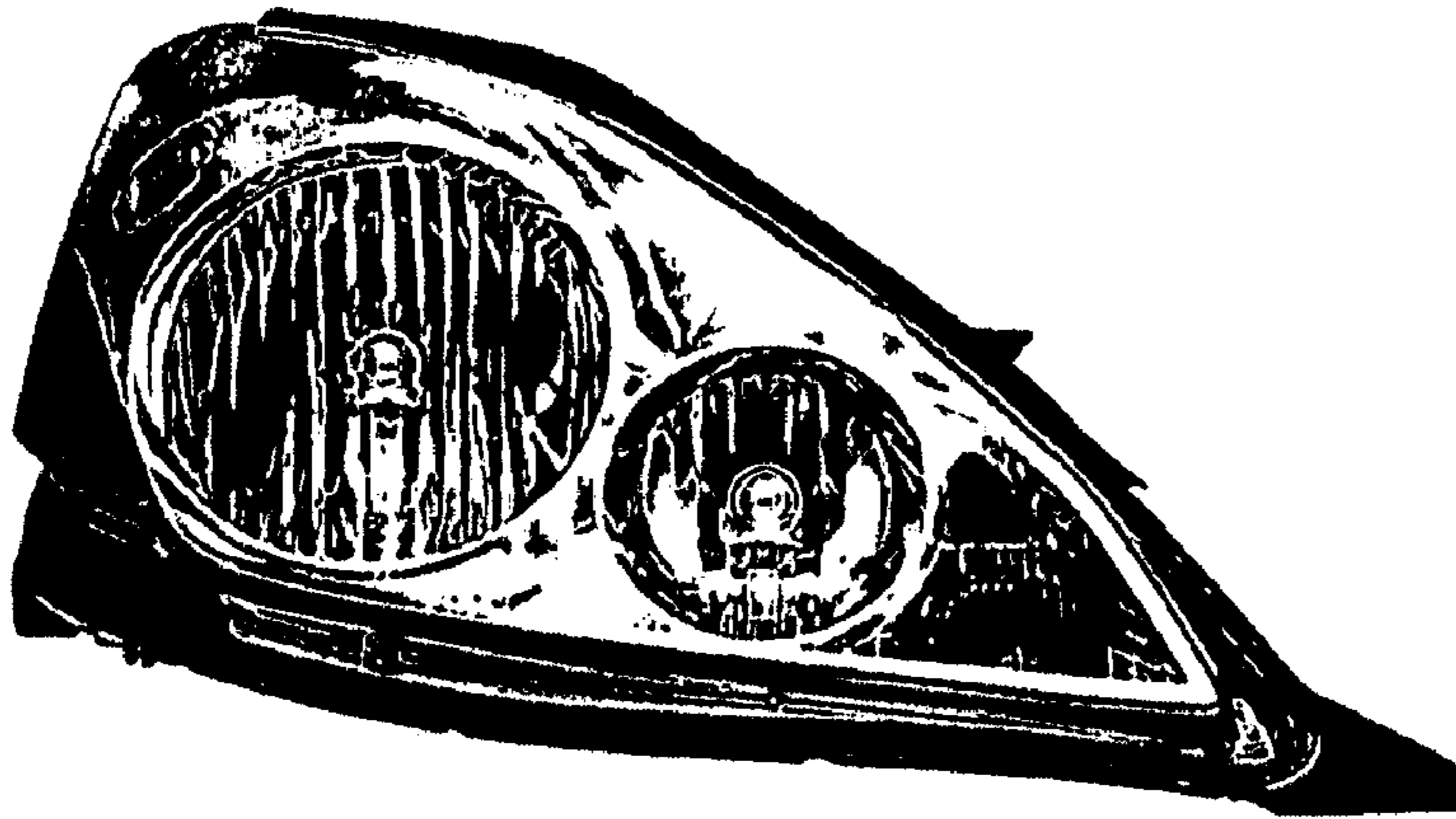


FIG. 2

UNITED STATES PATENT AND TRADEMARK OFFICE
CERTIFICATE OF CORRECTION

PATENT NO. : Des. 525,377 S
APPLICATION NO. : 29/228195
DATED : July 18, 2006
INVENTOR(S) : Shuzo Akamine, Ryuji Yoshinaga and Naoto Furukado

Page 5 of 9

It is certified that error appears in the above-identified patent and that said Letters Patent is hereby corrected as shown below:

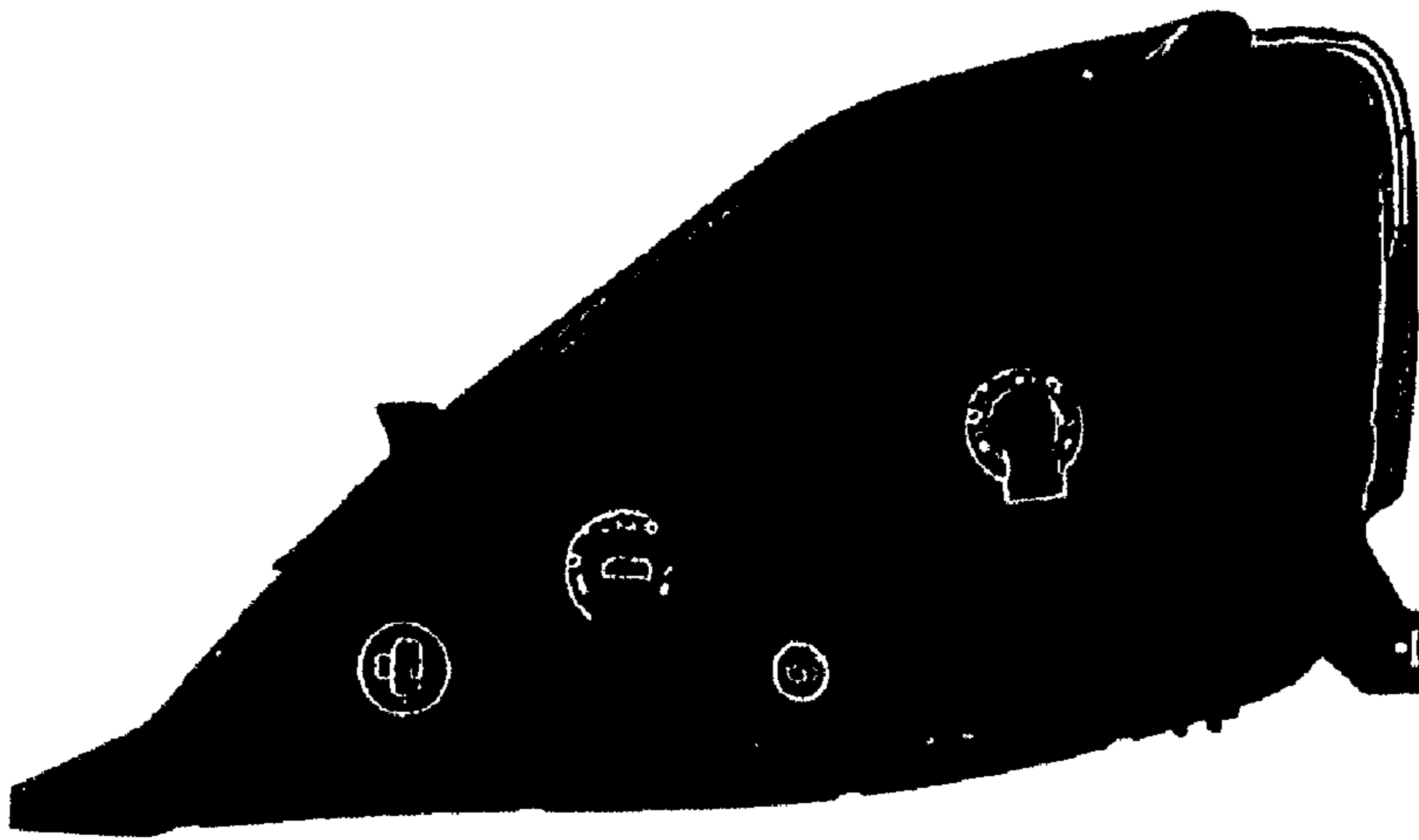


FIG. 3

UNITED STATES PATENT AND TRADEMARK OFFICE
CERTIFICATE OF CORRECTION

PATENT NO. : Des. 525,377 S
APPLICATION NO. : 29/228195
DATED : July 18, 2006
INVENTOR(S) : Shuzo Akamine, Ryuji Yoshinaga and Naoto Furukado

Page 6 of 9

It is certified that error appears in the above-identified patent and that said Letters Patent is hereby corrected as shown below:




FIG. 4

UNITED STATES PATENT AND TRADEMARK OFFICE
CERTIFICATE OF CORRECTION

PATENT NO. : Des. 525,377 S
APPLICATION NO. : 29/228195
DATED : July 18, 2006
INVENTOR(S) : Shuzo Akamine, Ryuji Yoshinaga and Naoto Furukado

Page 7 of 9

It is certified that error appears in the above-identified patent and that said Letters Patent is hereby corrected as shown below:




FIG. 5

UNITED STATES PATENT AND TRADEMARK OFFICE
CERTIFICATE OF CORRECTION

PATENT NO. : Des. 525,377 S
APPLICATION NO. : 29/228195
DATED : July 18, 2006
INVENTOR(S) : Shuzo Akamine, Ryuji Yoshinaga and Naoto Furukado

Page 8 of 9

It is certified that error appears in the above-identified patent and that said Letters Patent is hereby corrected as shown below:

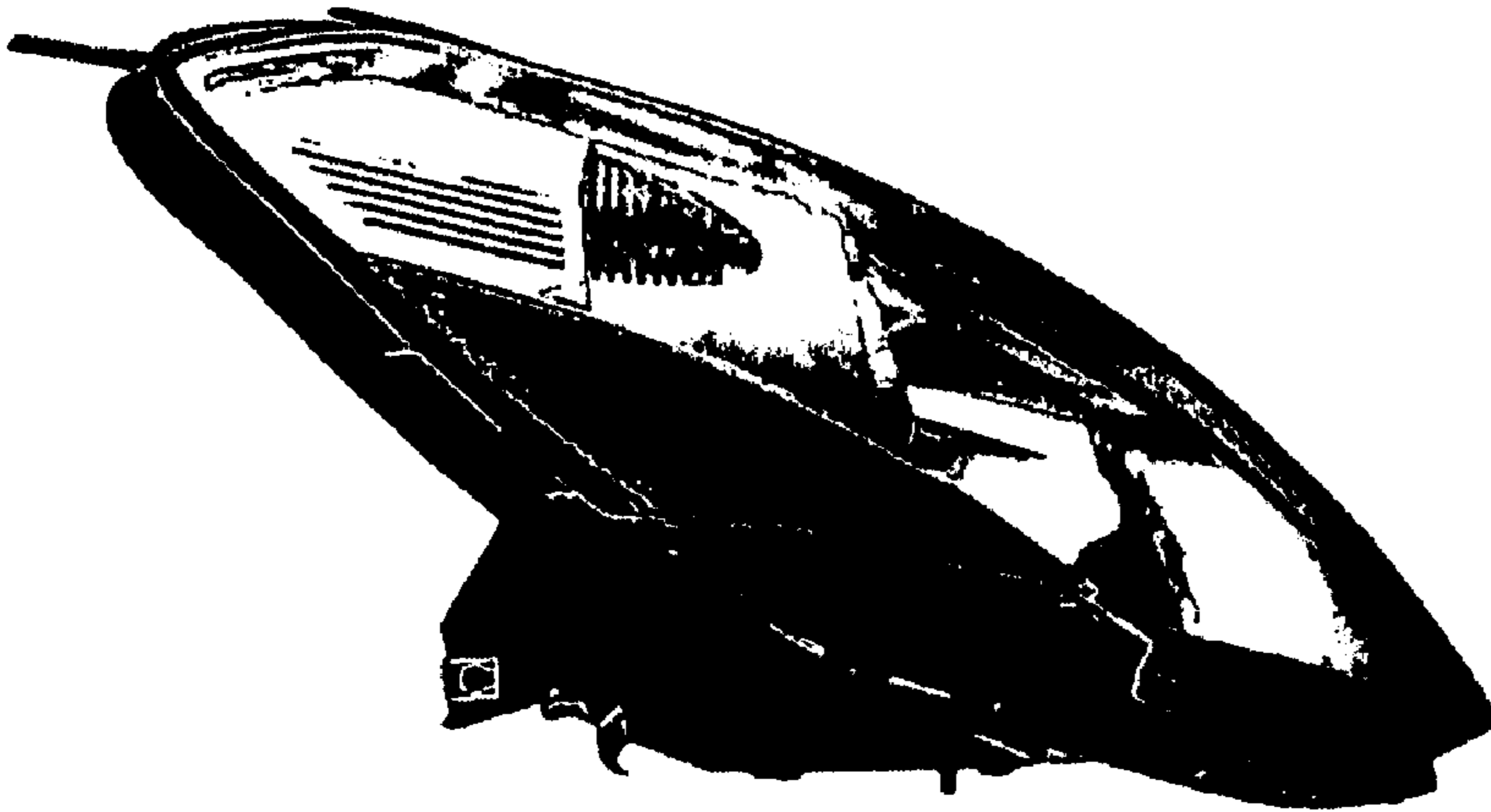


FIG. 6

UNITED STATES PATENT AND TRADEMARK OFFICE
CERTIFICATE OF CORRECTION

PATENT NO. : Des. 525,377 S
APPLICATION NO. : 29/228195
DATED : July 18, 2006
INVENTOR(S) : Shuzo Akamine, Ryuji Yoshinaga and Naoto Furukado

Page 9 of 9

It is certified that error appears in the above-identified patent and that said Letters Patent is hereby corrected as shown below:




FIG. 7