

US00D525365S

(12) **United States Design Patent**
Mills

(10) **Patent No.:** **US D525,365 S**

(45) **Date of Patent:** **** Jul. 18, 2006**

(54) **BEAR THERMAL DEVICE**

(76) Inventor: **Matthew A. Mills**, 21031 Ventura Blvd., Suite 703, Woodland Hills, CA (US) 91364

(**) Term: **14 Years**

(21) Appl. No.: **29/209,952**

(22) Filed: **Jul. 22, 2004**

(51) **LOC (8) Cl.** **24-04**

(52) **U.S. Cl.** **D24/208; D21/604**

(58) **Field of Classification Search** D24/200, D24/206-208; D11/158, 162; D21/604, 605, D21/576, 585, 612; D6/597, 598; 446/72, 446/369; 607/96, 104, 108-114; 383/901; 601/46

See application file for complete search history.

(56) **References Cited**

U.S. PATENT DOCUMENTS

4,204,110 A	5/1980	Smit et al.	392/443
D269,024 S *	5/1983	Hoerlein	D21/604
D290,262 S *	6/1987	Hoxie et al.	D21/604
4,694,829 A *	9/1987	Frye	607/114
4,714,445 A	12/1987	Templeton	446/74
4,816,000 A	3/1989	Hsu	446/74
4,948,951 A	8/1990	Balzano	219/528
4,954,676 A	9/1990	Rankin	219/200
D311,046 S *	10/1990	Yaneck	D21/604
4,979,923 A	12/1990	Tanaka	446/72
5,002,511 A	3/1991	Maki	446/14
5,050,598 A	9/1991	Tucker	607/111
D327,330 S *	6/1992	Noble	D24/208
D336,339 S	6/1993	Pryor	D24/207
D343,903 S *	2/1994	Perteet	D24/206
5,300,104 A	4/1994	Gaudreault et al.	607/114
5,476,492 A	12/1995	Unrug	607/114
5,478,988 A	12/1995	Hughes et al.	219/730
D369,218 S	4/1996	Vandenbelt	D24/206
D372,984 S	8/1996	Jordan	D24/206
5,571,155 A	11/1996	Bastille	607/114
5,575,812 A	11/1996	Owens	607/114
5,603,727 A	2/1997	Clark et al.	607/108

D401,347 S	11/1998	Cosentino	D24/208
D405,188 S	2/1999	Evans	D24/208
5,890,487 A	4/1999	Kimmel	128/845
D410,749 S *	6/1999	Podd	D24/208
D410,750 S	6/1999	Podd	D24/208
D411,624 S	6/1999	Podd	D24/208
5,948,010 A	9/1999	Adamec	607/96
5,989,286 A	11/1999	Owens	607/111
6,019,659 A	2/2000	Walters	446/72
D425,148 S *	5/2000	Feltham et al.	D21/604
D427,254 S *	6/2000	Rothschild	D21/604
6,168,613 B1 *	1/2001	Besse	607/114
D442,285 S	5/2001	Perry	D24/206

(Continued)

OTHER PUBLICATIONS

2nd The Teddy Bear & Friends Price Guide; Copyright 1985; Helen Sieverling; p. 78; top left corner of page.*
The Teddy Bear Lovers Catalogue; Copyright 1983; Ted Menten; p. 27; bottom right corner of page.*
The Teddy Bear Lovers Catalogue; Copyright 1983; Ted Menten; p. 36; bottom left corner of page.*

Primary Examiner—Ian Simmons

Assistant Examiner—Melanie Levy

(74) *Attorney, Agent, or Firm*—Cislo & Thomas, LLP

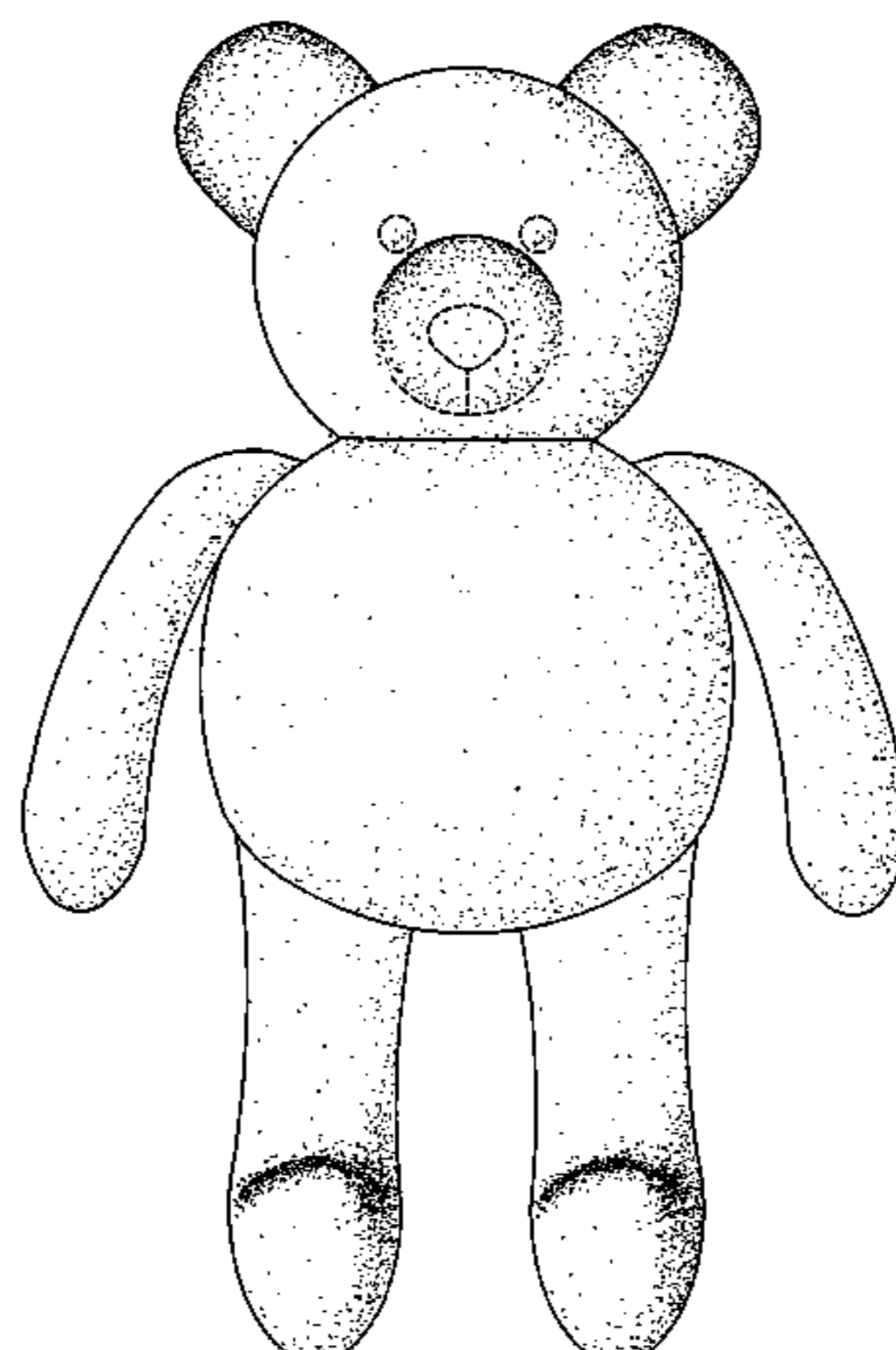
(57) **CLAIM**

I claim the ornamental design for a bear thermal device, as shown and described herein.

DESCRIPTION

FIG. 1 is a front view of the bear thermal device;
FIG. 2 is a rear view thereof;
FIG. 3 is a right side view thereof, the left side view being a mirror-image.
FIG. 4 is a top view thereof; and,
FIG. 5 is a bottom view thereof.
The broken line portions of the disclosure, showing the eyes, nose, and mouth, represent environmental matter which is shown for illustrative purposes only and form no part of the claimed design.

1 Claim, 4 Drawing Sheets



US D525,365 S

Page 2

U.S. PATENT DOCUMENTS

D448,818 S	*	10/2001	Evanosky	D21/604	D489,099 S	*	4/2004	Ogg	D21/604
6,325,695 B1		12/2001	Weiner	446/369	6,824,556 B1	*	11/2004	Lachance	607/109
6,383,053 B1		5/2002	Segers	446/386	2002/0028627 A1		3/2002	Weiner	446/369
6,488,561 B1		12/2002	Weiner	446/369	2002/0092517 A1		7/2002	Jelten	126/263.01
6,551,166 B1		4/2003	Myers	446/227	2002/0168919 A1	*	11/2002	Perkins	446/369
6,645,235 B1		11/2003	Blackwell	607/114	2002/0193857 A1		12/2002	Lavine	607/114
D483,817 S	*	12/2003	Miller	D21/604	2003/0077978 A1	*	4/2003	Beige	446/369

* cited by examiner

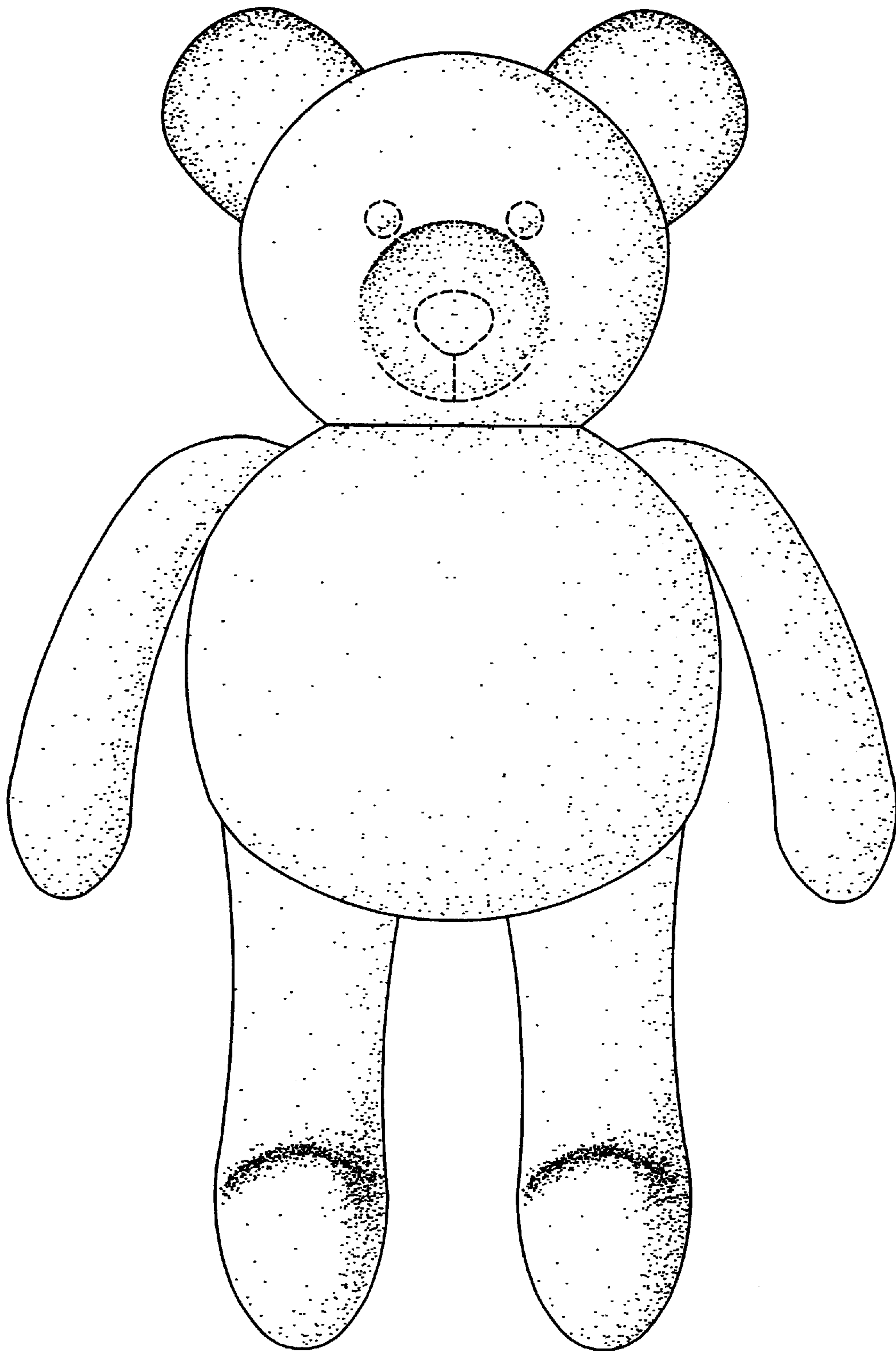


FIG. 1

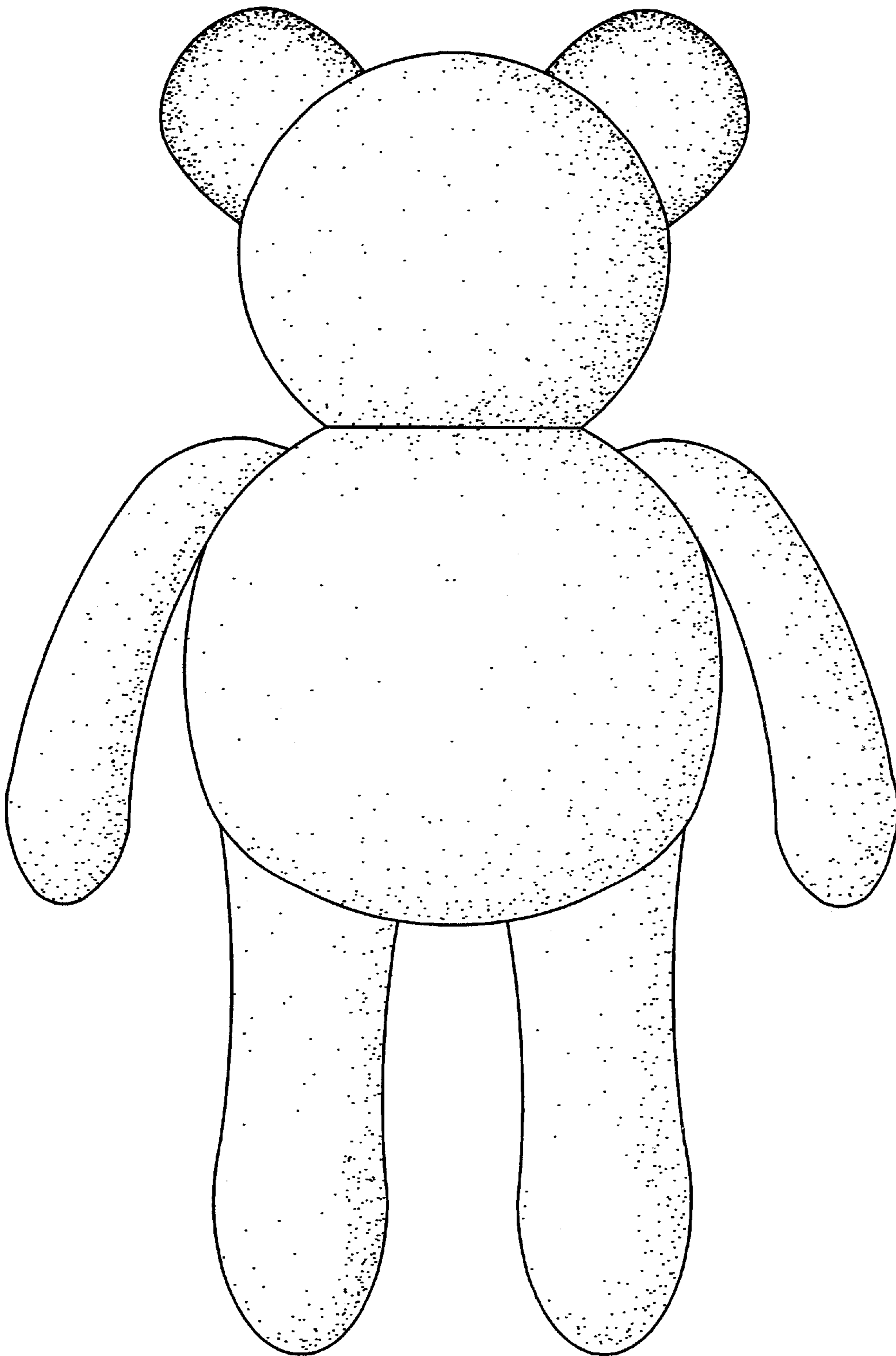


FIG. 2

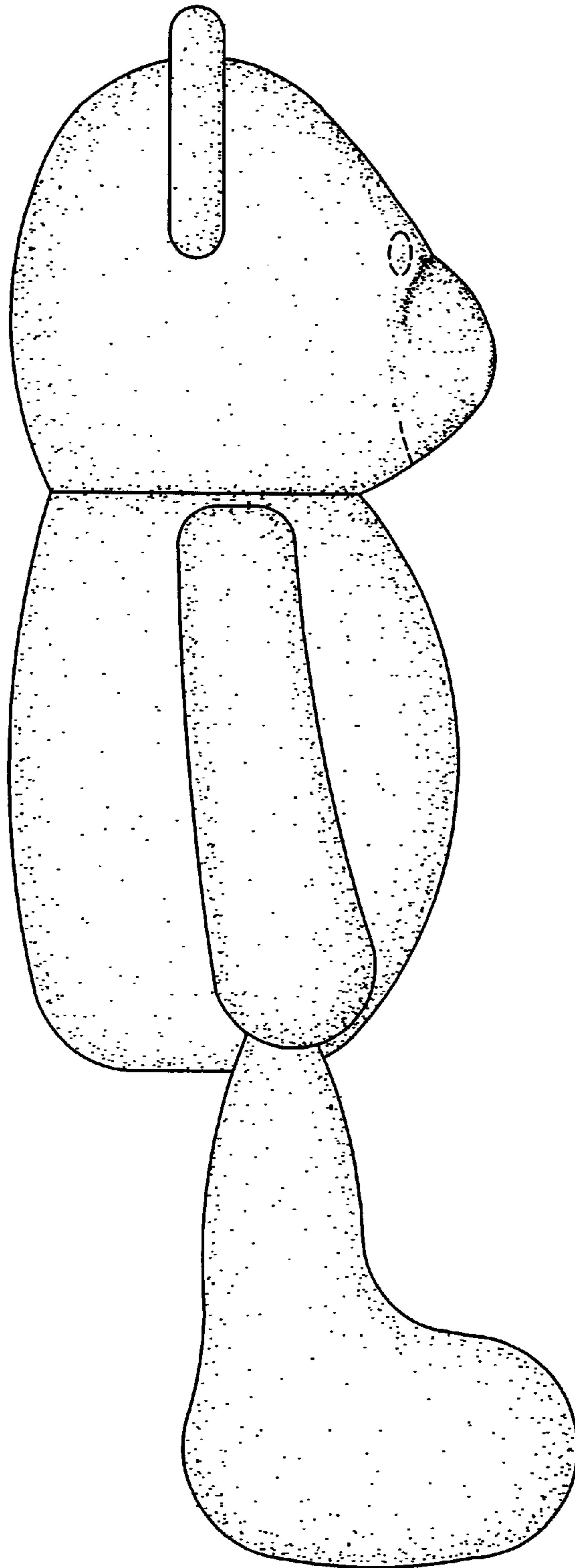


FIG. 3

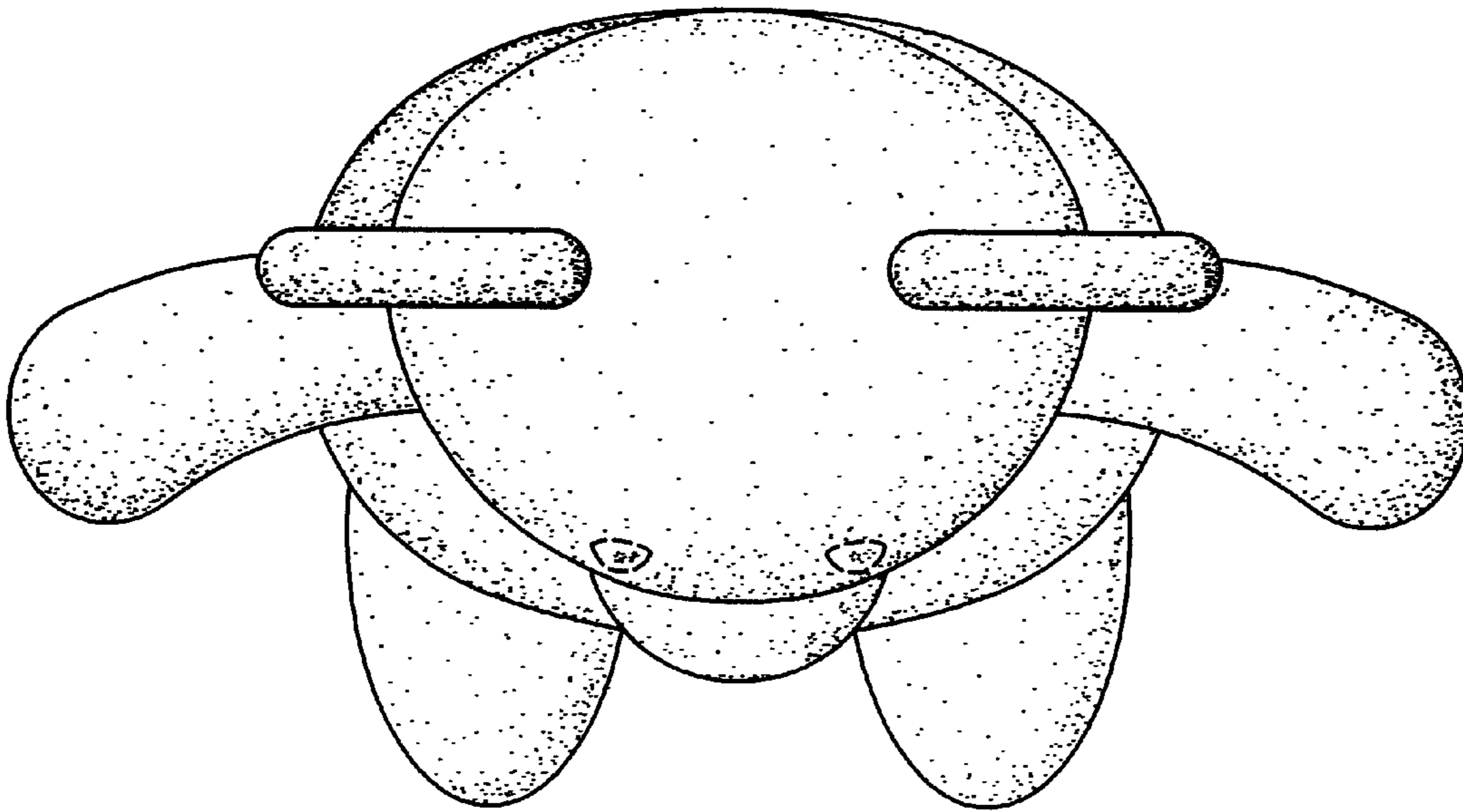


FIG. 4

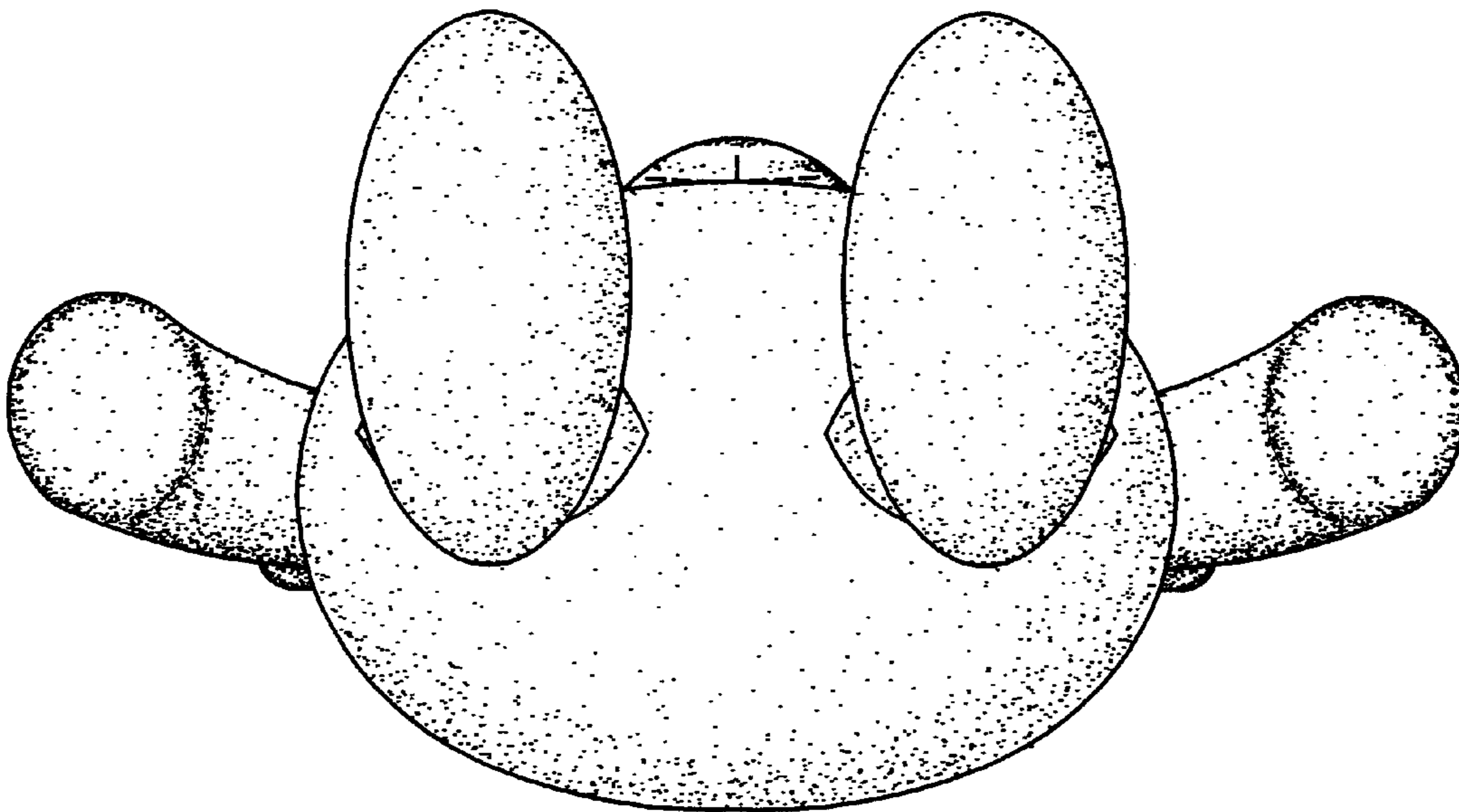


FIG. 5