

US00D525362S

(12) **United States Design Patent** (10) **Patent No.:** **US D525,362 S**
Nielsen et al. (45) **Date of Patent:** **** Jul. 18, 2006**

(54) **ELECTROMEDICAL ELECTRODE**

(56) **References Cited**

(75) Inventors: **Brian Nielsen**, Næstved (DK); **Mette Merete Andersen**, Roskilde (DK); **Mirjam Marquard Mortensen**, Ballerup (DK); **Per Vagnholm**, Hedehusene (DK); **Lasse Kjeld Gjoske Petersen**, Vedbæk (DK); **Claus Nicolaisen**, København (DK); **Henrik Nielsen**, Roskilde (DK); **Henrik Holbæk**, Tikøb (DK); **Claus Jensen**, Tikøb (DK)

U.S. PATENT DOCUMENTS

4,685,467 A	*	8/1987	Cartmell et al.	600/385
D423,674 S	*	4/2000	Bassøe	D24/187
D429,337 S	*	8/2000	Sanfilippo	D24/187
D456,907 S	*	5/2002	Sanfilippo	D24/187
D457,634 S	*	5/2002	Rouns et al.	D24/168
D471,281 S	*	3/2003	Baura et al.	D24/187
D478,173 S	*	8/2003	Nielsen	D24/187
6,636,754 B1	*	10/2003	Baura et al.	600/382

* cited by examiner

Primary Examiner—Louis S. Zarfaz

Assistant Examiner—Daniel Yu

(74) *Attorney, Agent, or Firm*—Sterne, Kessler, Goldstein & Fox P.L.L.C.

(73) Assignee: **Ambu A/S**, Ballerup (DK)

(**) Term: **14 Years**

(21) Appl. No.: **29/207,139**

(22) Filed: **Jun. 9, 2004**

(30) **Foreign Application Priority Data**

Dec. 9, 2003 (EM) 109582

(51) **LOC (8) Cl.** **24-02**

(52) **U.S. Cl.** **D24/168**

(58) **Field of Classification Search** D24/168,
D24/187; 600/382–385

See application file for complete search history.

(57) **CLAIM**

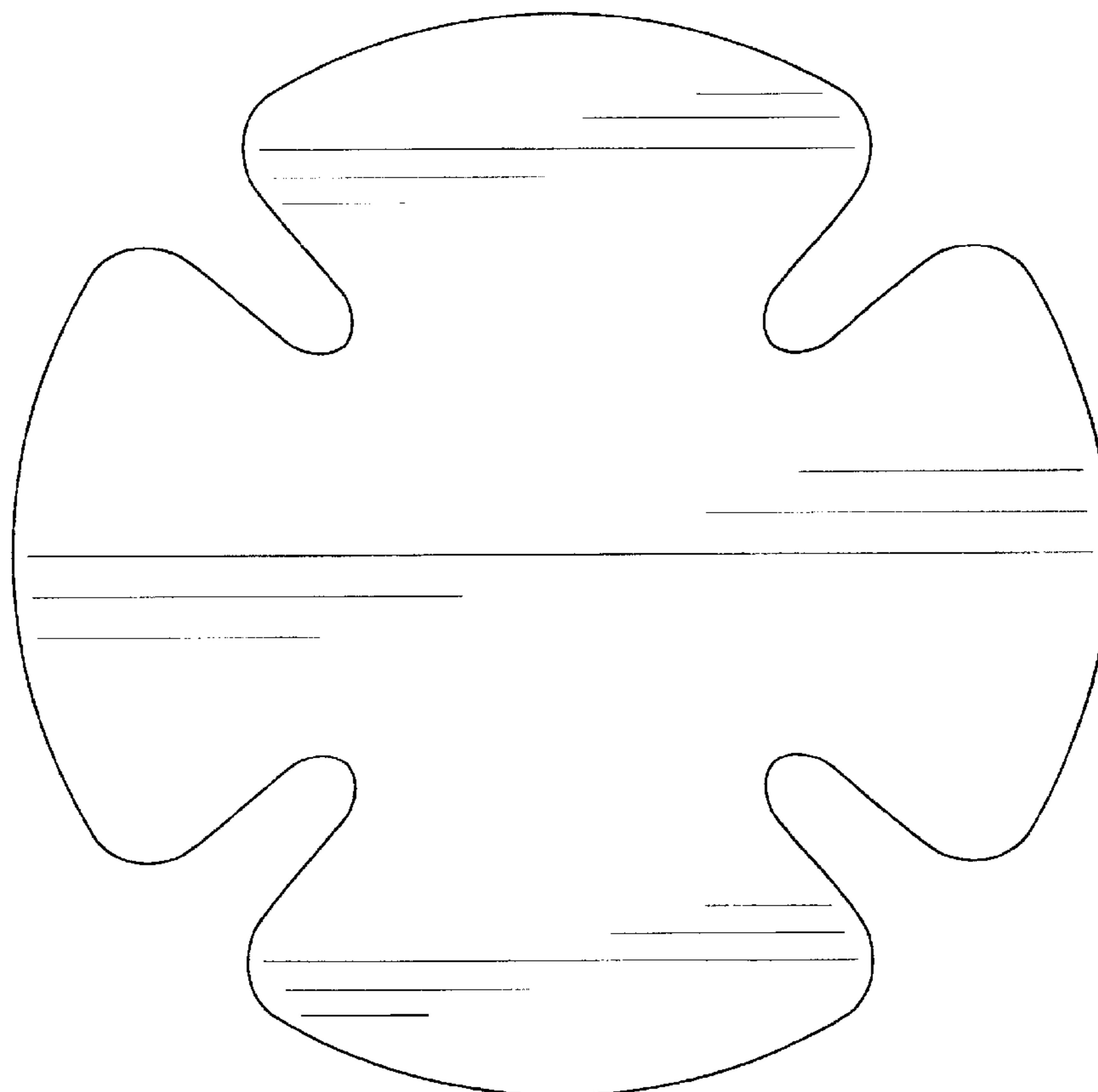
The ornamental design for an electromedical electrode, as shown and described.

DESCRIPTION

FIG. 1 is a top view of a electromedical electrode showing our new design, the bottom view is a mirror image thereof; and,

FIG. 2 is a perspective view thereof.

1 Claim, 2 Drawing Sheets



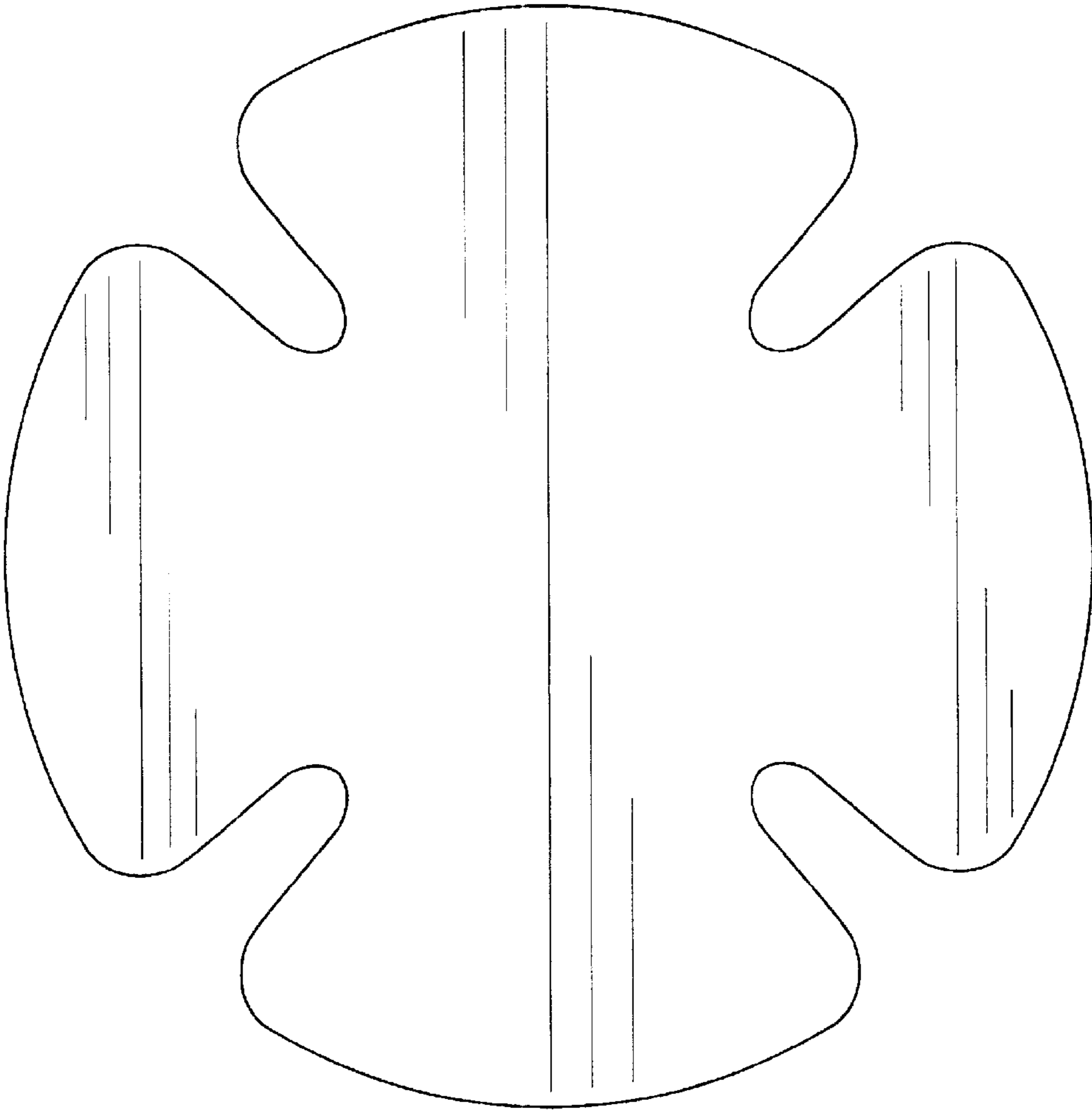


FIG. 1

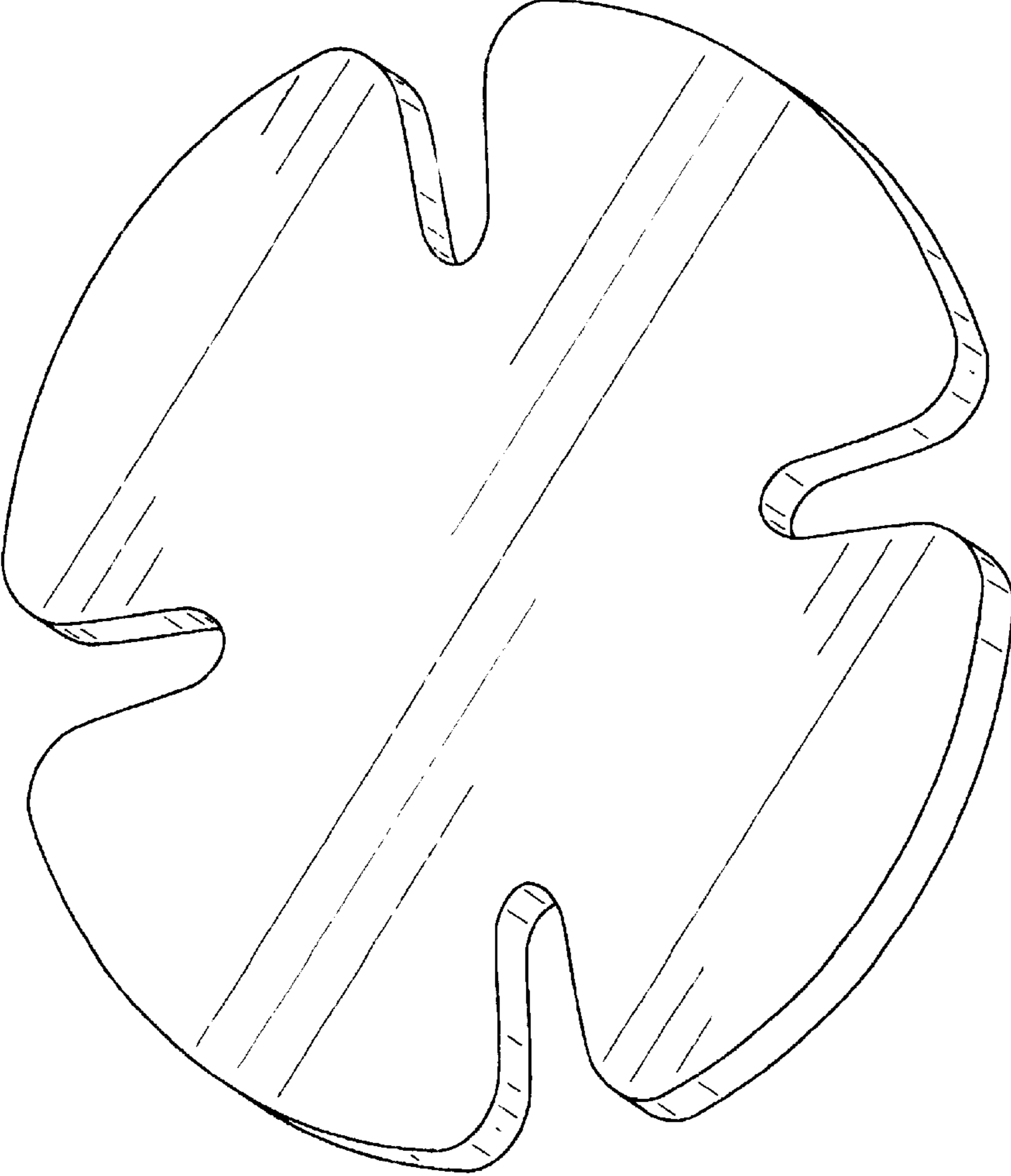


FIG. 2