



US00D525359S

(12) **United States Design Patent**
Stephens

(10) **Patent No.:** **US D525,359 S**

(45) **Date of Patent:** **** Jul. 18, 2006**

(54) **PRECURVED CATHETER CLIP**

(75) Inventor: **John Stephens**, Perkiomenville, PA (US)

(73) Assignee: **Medical Components, Inc.**, Harleysville, PA (US)

(**) Term: **14 Years**

(21) Appl. No.: **29/212,626**

(22) Filed: **Sep. 2, 2004**

(51) **LOC (8) Cl.** **24-01**

(52) **U.S. Cl.** **D24/128**

(58) **Field of Classification Search** D24/128, D24/129, 192, 165, 168; 604/179, 174; 248/205.3, 248/74.2; 128/DIG. 26; D8/352, 394, 396
See application file for complete search history.

(56) **References Cited**

U.S. PATENT DOCUMENTS

2,719,345	A	*	10/1955	Riker	D8/396
3,942,528	A	*	3/1976	Loeser	604/174
4,029,103	A	*	6/1977	McConnell	604/179
4,435,174	A		3/1984	Redmond et al.		
4,606,735	A	*	8/1986	Wilder et al.	128/DIG. 26
D367,323	S	*	2/1996	Carr et al.	D24/129
6,565,537	B1	*	5/2003	Tollini	604/174
2002/0120224	A1		8/2002	Zia et al.		

OTHER PUBLICATIONS

Medcomp Product Drawing, "Tray drawing with Catheter Product"; Medical Components, Inc., Harleysville, PA (Jan. 2005).

* cited by examiner

Primary Examiner—Louis S. Zarfes

Assistant Examiner—Daniel Yu

(74) *Attorney, Agent, or Firm*—Anton P. Ness; Monte & McGraw, P.C.

(57) **CLAIM**

The ornamental design for a precurved catheter clip, as shown and described.

DESCRIPTION

FIG. 1 is a perspective view of a precurved catheter clip according to a preferred embodiment of the present invention.

FIG. 2 is a top view of the precurved catheter clip shown in FIG. 1.

FIG. 3 is a bottom view of the precurved catheter clip shown in FIG. 1.

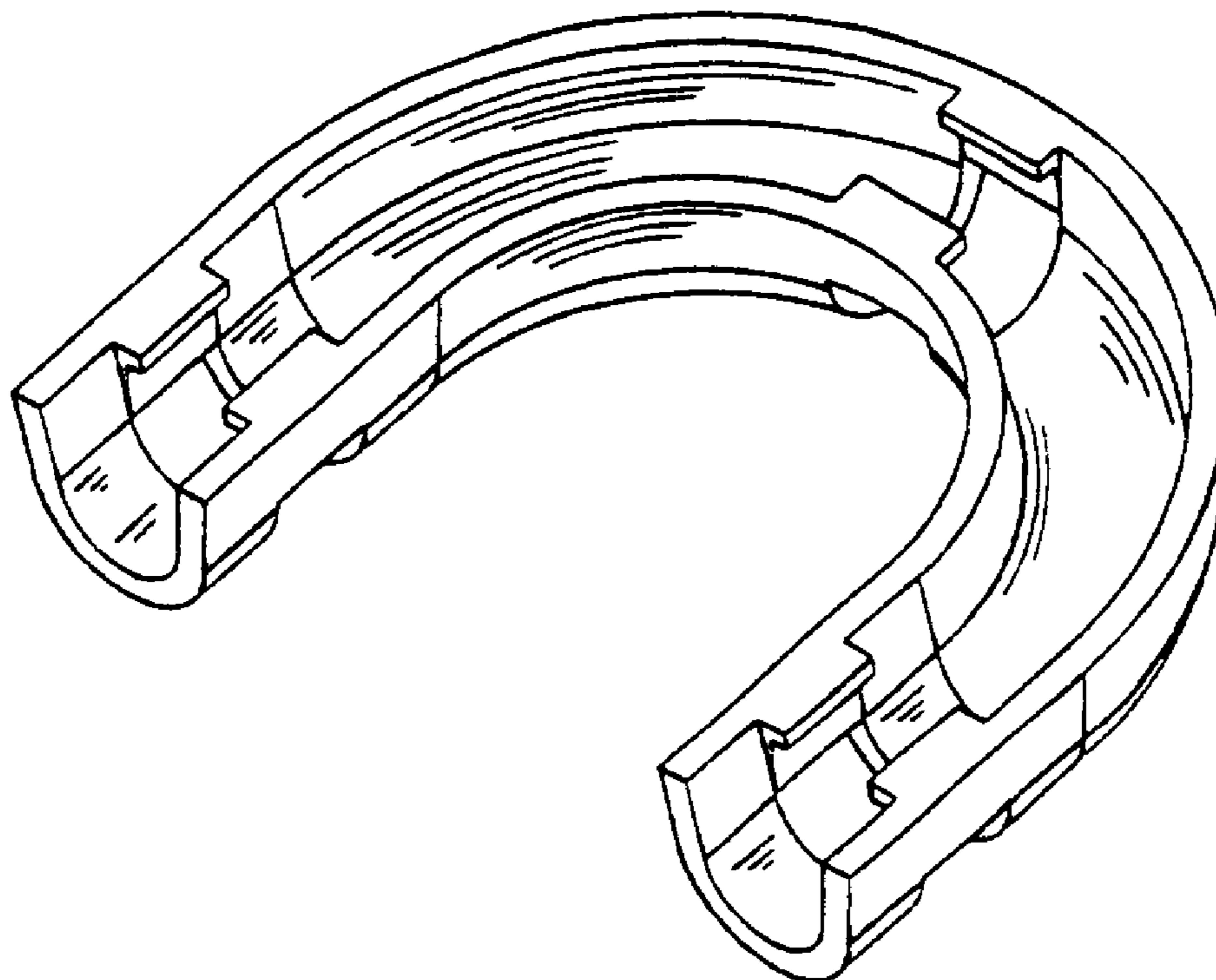
FIG. 4 is a front view of the precurved catheter clip shown in FIG. 1.

FIG. 5 is a rear view of the precurved catheter clip shown in FIG. 1.

FIG. 6 is a right side view of the precurved catheter clip shown in FIG. 1; and,

FIG. 7 is a left side view of the precurved catheter clip shown in FIG. 1.

1 Claim, 2 Drawing Sheets



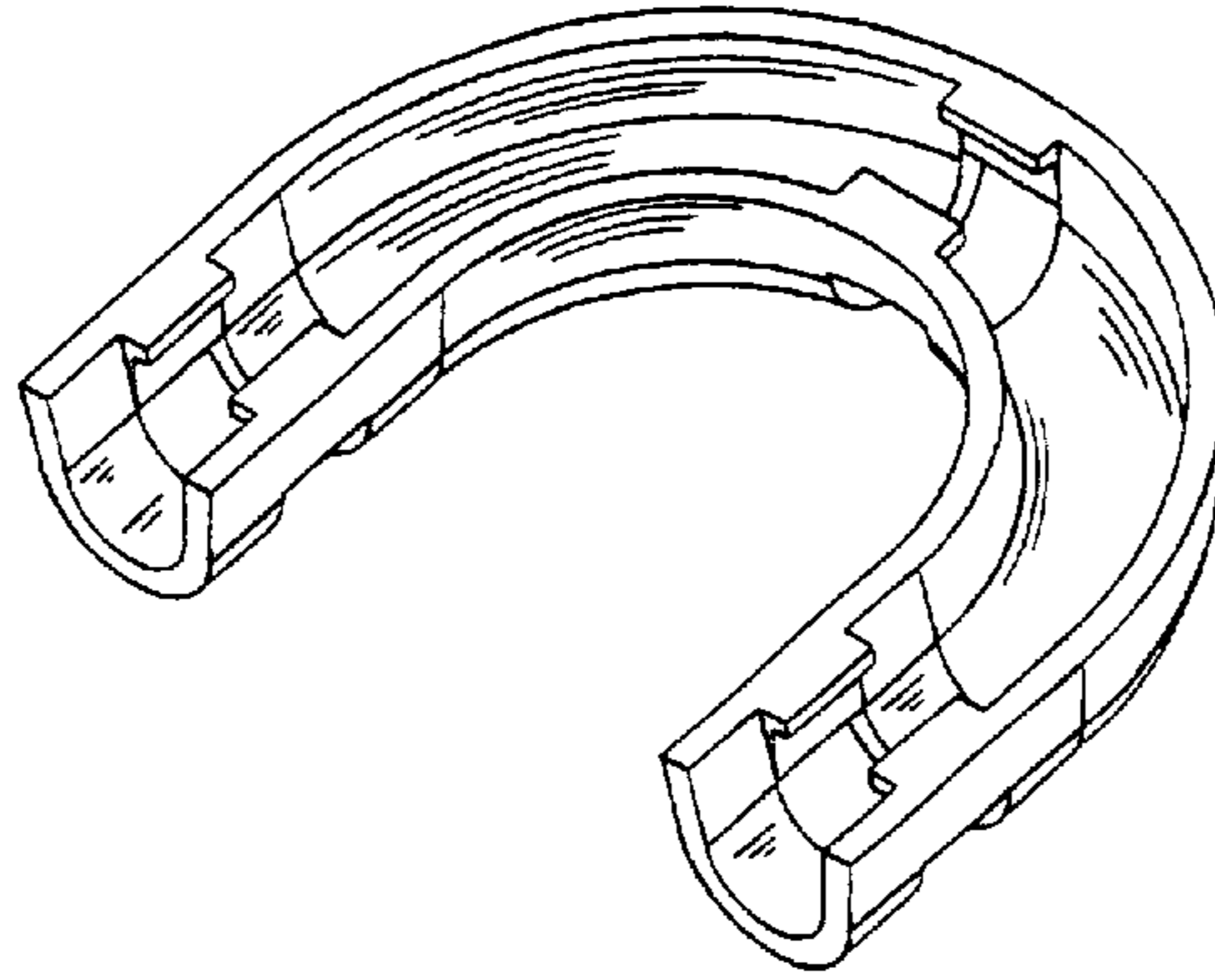


FIG. 1

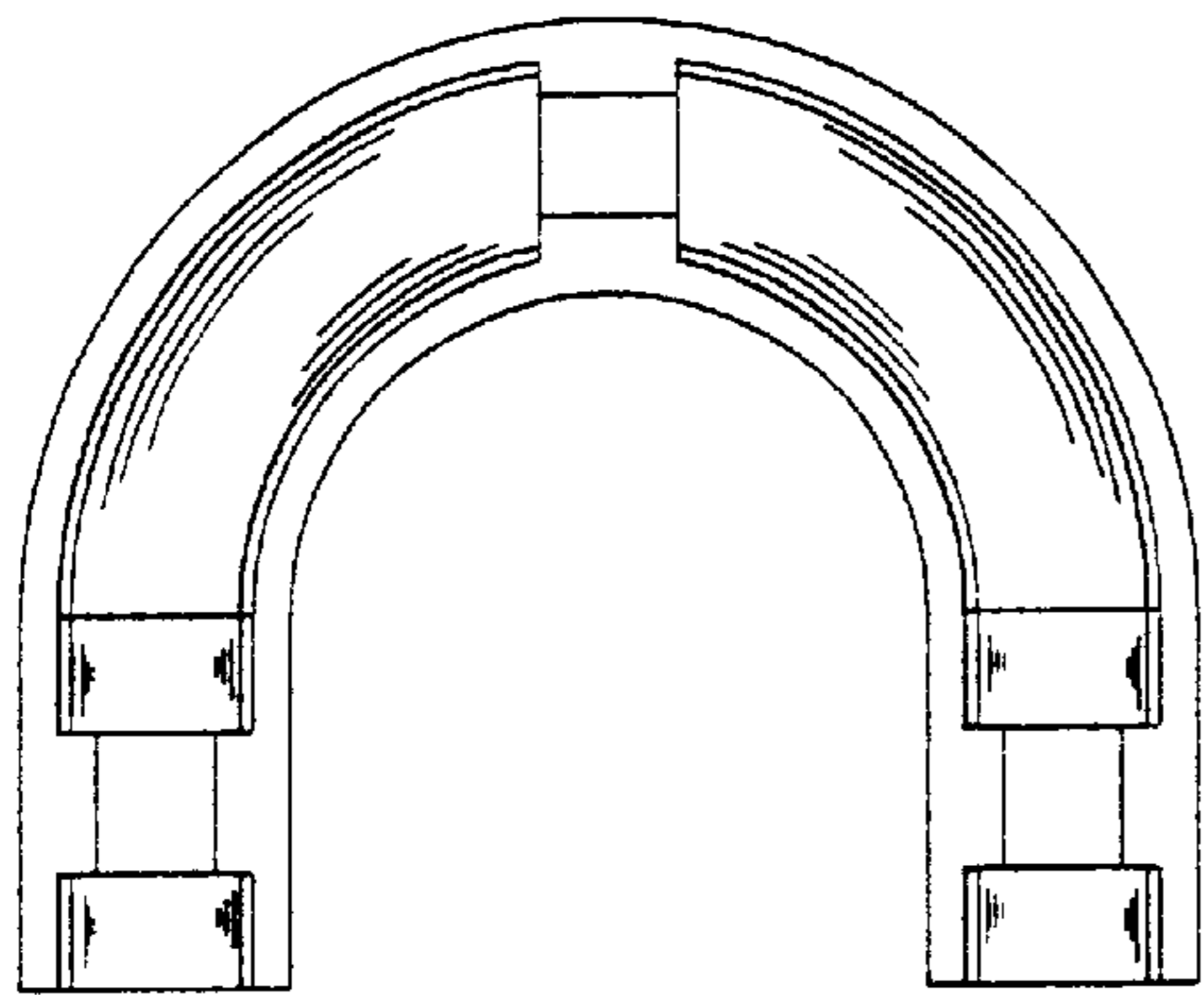


FIG. 2




FIG. 3



FIG. 4



FIG. 5

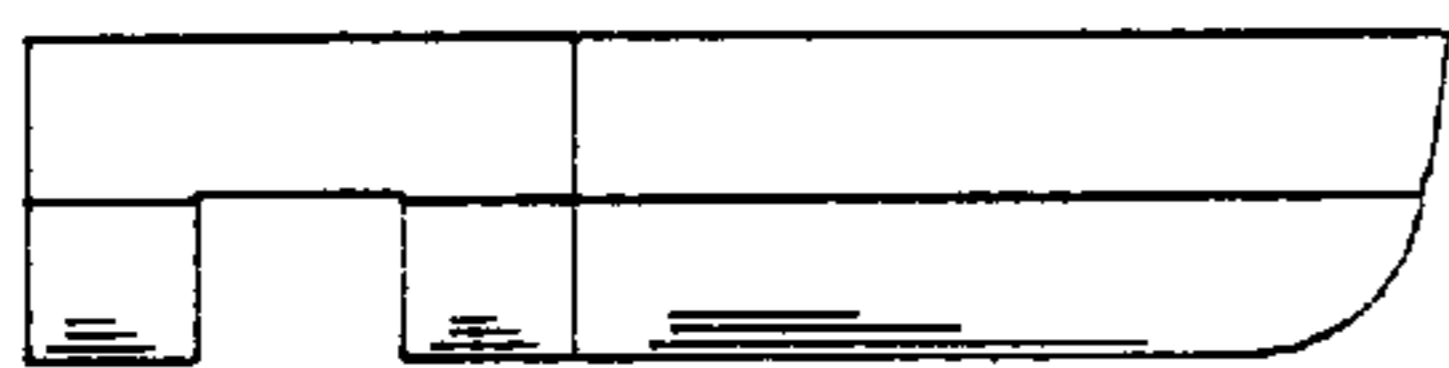


FIG. 6




FIG. 7