



US00D525356S

(12) **United States Design Patent**  
**Rinker et al.**

(10) **Patent No.:** **US D525,356 S**  
(45) **Date of Patent:** **\*\* Jul. 18, 2006**

(54) **MEDICINAL TABLET**

(76) Inventors: **Roger A. Rinker**, 523 Fairhill Rd., Hatfield, PA (US) 19440; **Nicholas J. Casale**, 660 Carpenter's Way, Horsham, PA (US) 19044; **James H. Comly**, 410 Brandham Way, Downingtown, PA (US) 19335; **Brenda Pollock**, 7520 Kirwin La., Cupertino, CA (US) 95014; **Atul Ayer**, 931 Bautista Ct., Palo Alto, CA (US) 94303; **Johan Geerke**, 473 Arboleda Dr., Los Altos, CA (US) 94024; **Martin Costello**, 5405 Middyay Common, Fremont, CA (US) 94555

(\*\*) **Term:** **14 Years**

(21) **Appl. No.:** **29/221,747**

(22) **Filed:** **Jan. 19, 2005**

D269,713 S	7/1983	Tovey	
D269,714 S	7/1983	Tovey	
D269,717 S	7/1983	Tovey	
D269,721 S	7/1983	Tovey	
D281,103 S	10/1985	Martin et al.	
D284,411 S	6/1986	Taylor, Jr.	
D285,364 S	8/1986	Tovey	
D285,490 S	9/1986	Tovey	
D285,729 S	9/1986	Tovey	
D285,837 S	9/1986	Wittwer	
D286,086 S	10/1986	Tovey	
4,713,248 A	* 12/1987	Kjornaes et al.	424/468
4,820,524 A	4/1989	Berta	
4,851,230 A	* 7/1989	Tencza et al.	424/467
5,234,099 A	8/1993	Berta	
5,437,872 A	* 8/1995	Lee	424/464
5,869,096 A	* 2/1999	Barclay et al.	424/468
D430,932 S	9/2000	Vickery et al.	
D431,076 S	9/2000	Chen et al.	
6,113,945 A	9/2000	Jacobs et al.	
D481,456 S	10/2003	McAllister et al.	

\* cited by examiner

*Primary Examiner*—Charles A. Rademaker  
(74) *Attorney, Agent, or Firm*—David Crichton

**Related U.S. Application Data**

(62) Division of application No. 29/197,239, filed on Jan. 13, 2004, now Pat. No. Des. 500,849, and a division of application No. 29/210,070, filed on Jul. 27, 2004.

(51) **LOC (8) Cl.** ..... **28-01**

(52) **U.S. Cl.** ..... **D24/101**

(58) **Field of Classification Search** ..... D24/100, D24/101, 102, 103, 104; D28/8.1-8.2; D1/112, D1/108; 424/732, 439, 451, 464, 467, 468; 426/78

See application file for complete search history.

(57) **CLAIM**

The ornamental design for a medicinal tablet, as shown and described.

**DESCRIPTION**

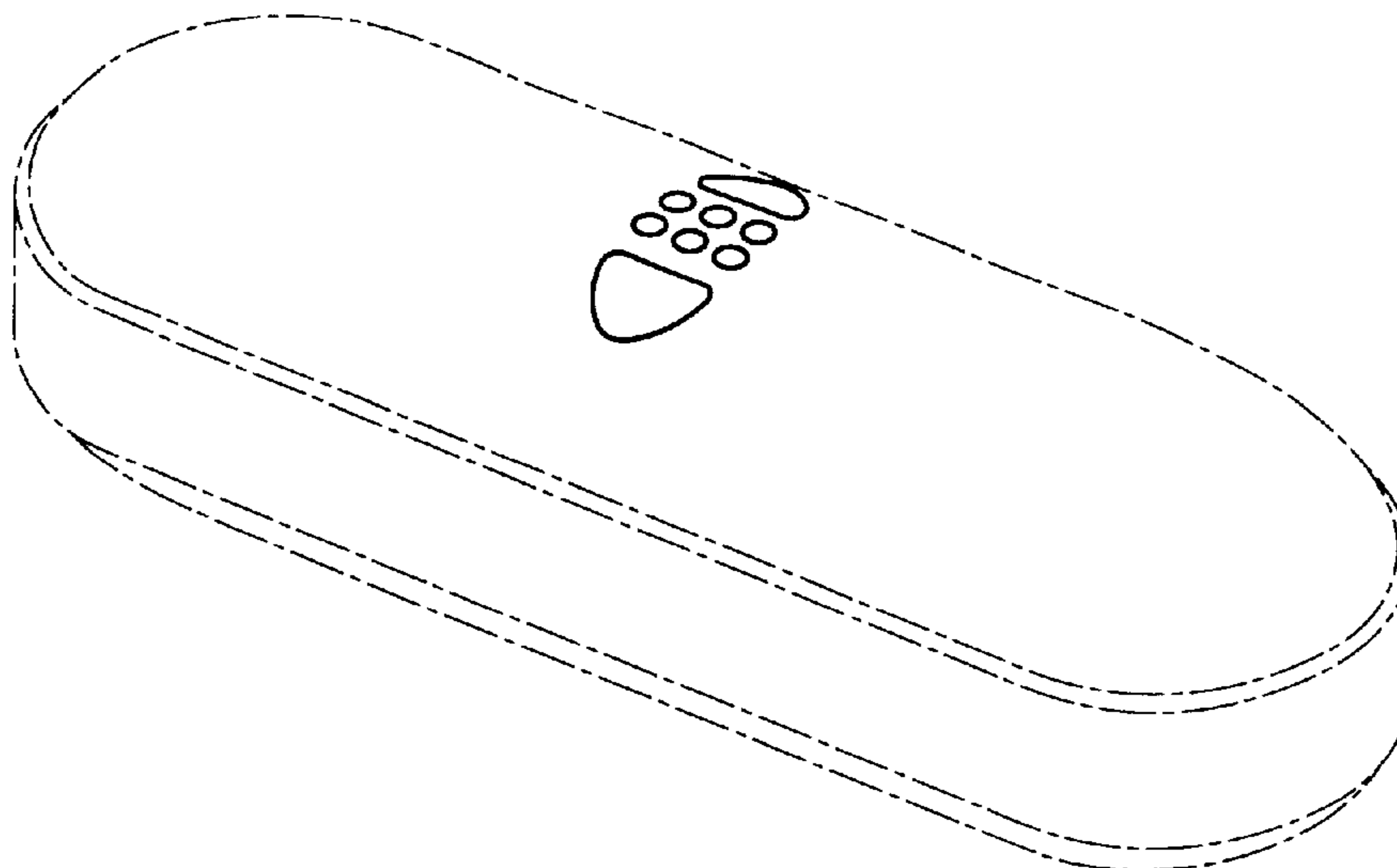
FIG. 1 is a front, top and right side perspective view of a medicinal tablet showing our new design; FIG. 2 is a top plan view thereof; FIG. 3 is a side elevation thereof, the side opposite being a mirror image; and, FIG. 4 is a bottom plan view thereof. The broken line disclosure in FIGS. 1-4 is for environmental purposes only and does not constitute a part of the claimed design.

(56) **References Cited**

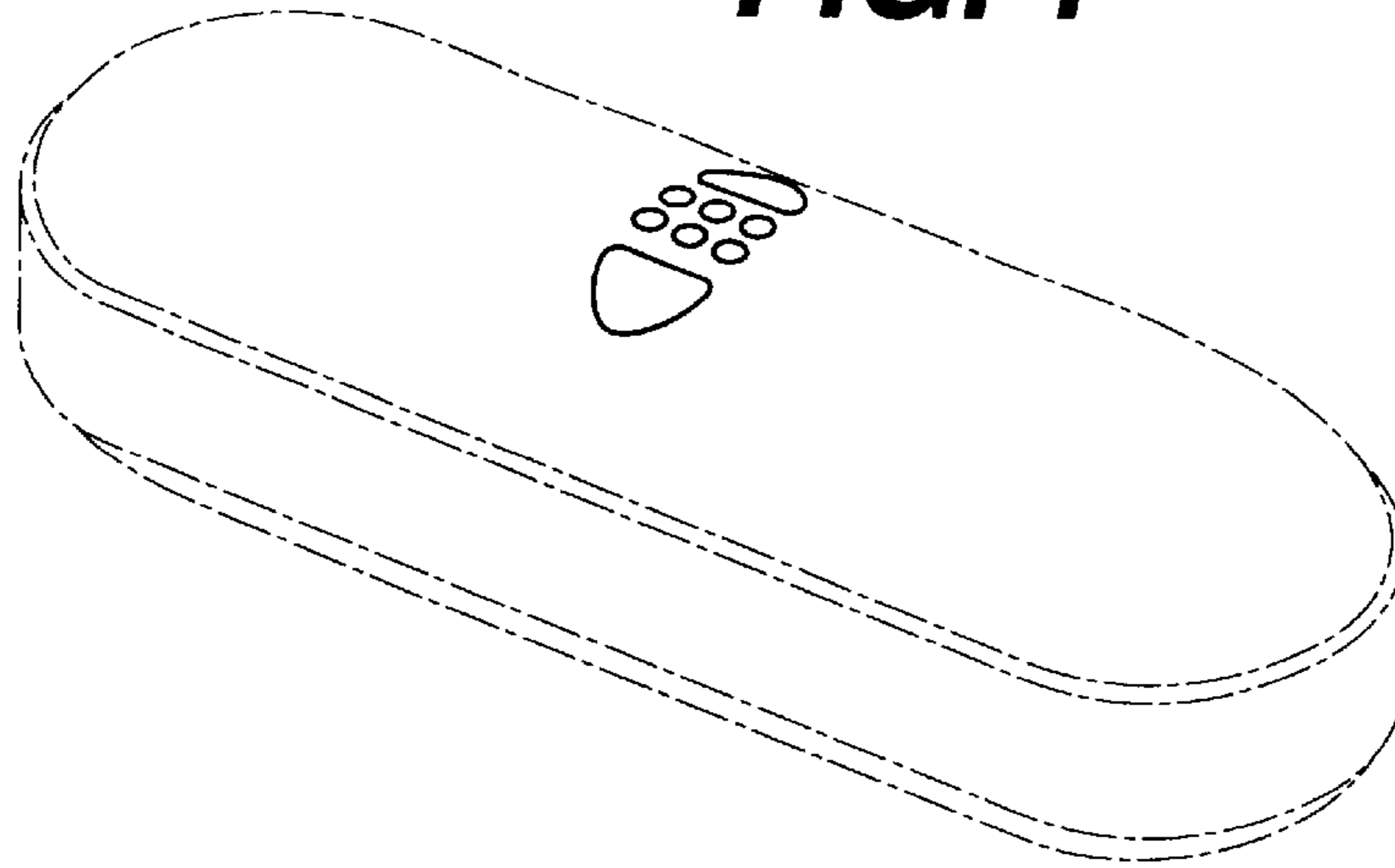
**U.S. PATENT DOCUMENTS**

3,620,759 A	* 11/1971	Maddox	426/589
D226,346 S	2/1973	Newman	
D237,199 S	* 10/1975	Sauter	D24/104
4,040,536 A	* 8/1977	Schwarz	D24/104
D258,091 S	1/1981	Reed et al.	

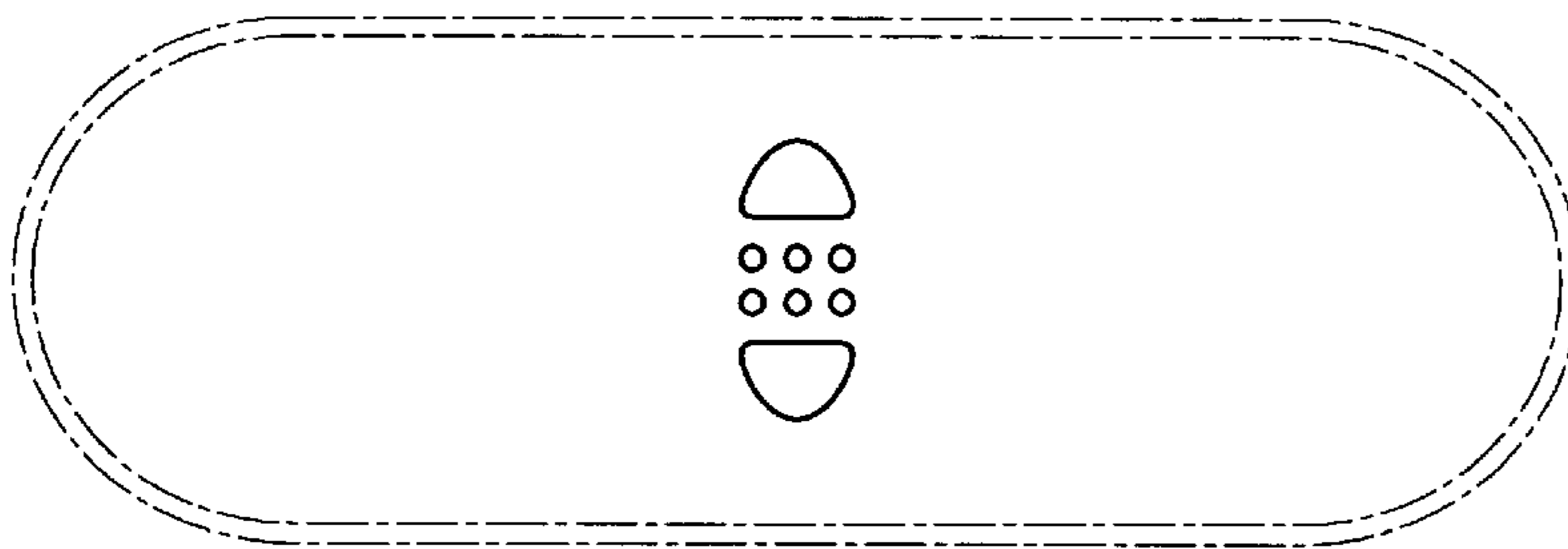
**1 Claim, 1 Drawing Sheet**




**FIG. 1**



**FIG. 2**



**FIG. 3**



**FIG. 4**

