

US00D525339S

(12) **United States Design Patent**
Smith

(10) **Patent No.:** **US D525,339 S**

(45) **Date of Patent:** **** Jul. 18, 2006**

(54) **AUTOMOTIVE THEME FISHING REEL**
(76) Inventor: **John P. Smith**, 29 Tudor Dr., Clark, NJ
(US) 07068
(**) Term: **14 Years**

D290,636 S 6/1987 Robbins et al. D22/141
5,149,010 A 9/1992 Bacher 242/311
D355,698 S 2/1995 Robbins et al. D22/141
D374,908 S 10/1996 Koelewyn D22/141
D380,521 S 7/1997 Robbins D22/141
D443,333 S * 6/2001 Gibson D22/140
2001/0054661 A1 * 12/2001 Takikura et al. 242/322

(21) Appl. No.: **29/206,282**

* cited by examiner

(22) Filed: **May 28, 2004**

Primary Examiner—Catherine R. Oliver

(51) **LOC (8) Cl.** **22-05**

(52) **U.S. Cl.** **D22/140**

(58) **Field of Classification Search** D22/137-141;
242/234-240, 310-314, 319, 322-323; 43/20,
43/22

(57) **CLAIM**

The ornamental design for an automotive theme fishing reel,
as shown and described.

See application file for complete search history.

DESCRIPTION


FIG. 1 is a lower right side view of an automotive theme
fishing reel showing my new design;
FIG. 2 is an upper right side view thereof;
FIG. 3 is a lower left side view thereof; and,
FIG. 4 is a bottom view thereof.

(56) **References Cited**

U.S. PATENT DOCUMENTS

D184,618 S 3/1959 Hammer D22/141
4,056,246 A 11/1977 Purcell 242/219
D270,933 S 10/1983 Iinuma et al. D22/141

1 Claim, 4 Drawing Sheets






FIG. 1




FIG. 2




FIG. 3



FIG. 4