



US00D525333S

(12) **United States Design Patent**  
**Miller**

(10) **Patent No.:** **US D525,333 S**

(45) **Date of Patent:** **\*\* Jul. 18, 2006**

(54) **GOLF CLUB GRIP**

(76) Inventor: **R. Lee Miller**, Feel Golf Company,  
Inc., 1 Lower Ragsdale Dr.-Bldg. 3,  
Suite 700, Monterey, CA (US) 93940

(\*\*) Term: **14 Years**

(21) Appl. No.: **29/229,973**

(22) Filed: **May 13, 2005**

(51) **LOC (8) Cl.** ..... **21-02**

(52) **U.S. Cl.** ..... **D21/756**

(58) **Field of Classification Search** ..... D21/756,  
D21/757; 473/300-303

See application file for complete search history.

(56) **References Cited**

**U.S. PATENT DOCUMENTS**

D197,015	S	*	12/1963	Karns	.....	D21/756
3,837,647	A	*	9/1974	Jacques	.....	D21/756
D235,900	S	*	7/1975	Spencer	.....	D21/756
4,979,743	A	*	12/1990	Sears	.....	473/204
D356,616	S	*	3/1995	Jacques	.....	D21/756
D379,394	S	*	5/1997	Fortis	.....	D21/756
5,637,043	A	*	6/1997	Fortis	.....	473/302

6,213,891	B1	*	4/2001	Moore	.....	473/300
D443,322	S	*	6/2001	Henry	.....	D21/756
D504,927	S	*	5/2005	Miller	.....	D21/756
D504,928	S	*	5/2005	Miller	.....	D21/756

\* cited by examiner

*Primary Examiner*—Mitchell Siegel  
(74) *Attorney, Agent, or Firm*—Law Office of J.D. Geraigery P.C.; Janine D. Geraigery


(57) **CLAIM**

The ornamental design for a golf club grip, as described and shown.

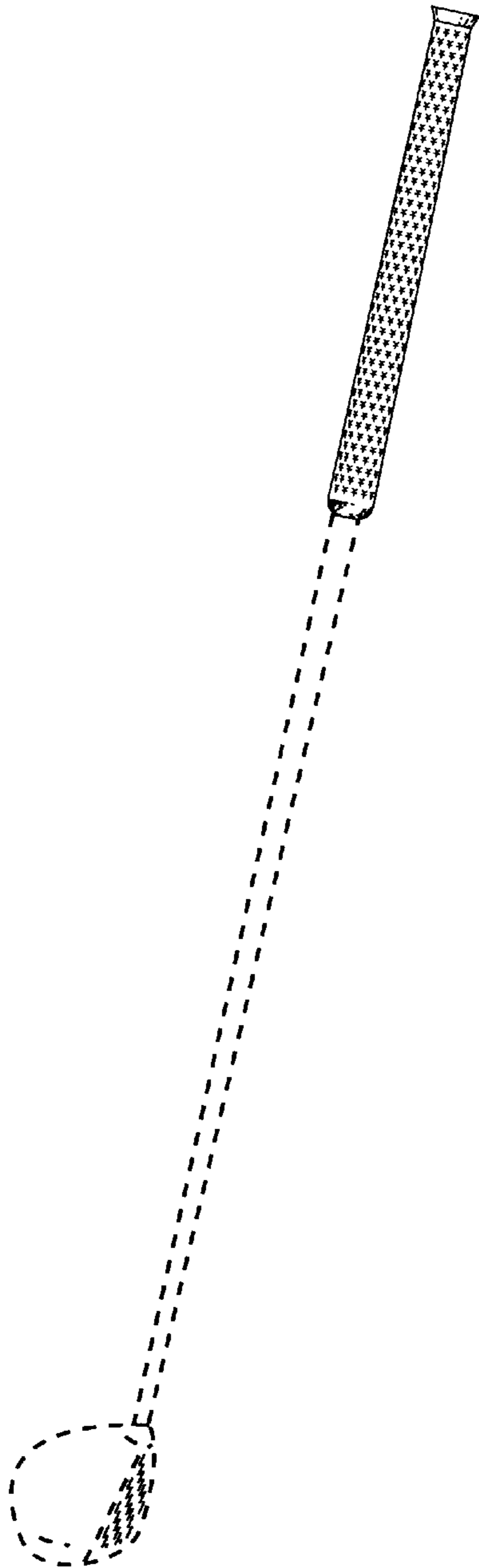
**DESCRIPTION**

FIG. 1 is a front perspective view of a golf club grip illustrating my new design; FIG. 2 is a rear elevation view thereof, the side elevation views being identical; FIG. 3 is a left end elevation thereof; and, FIG. 4 is a right end elevation thereof. The broken line showing a golf club shaft in FIGS. 1 and 2 is environmental structure only and does not form part of the claimed invention.

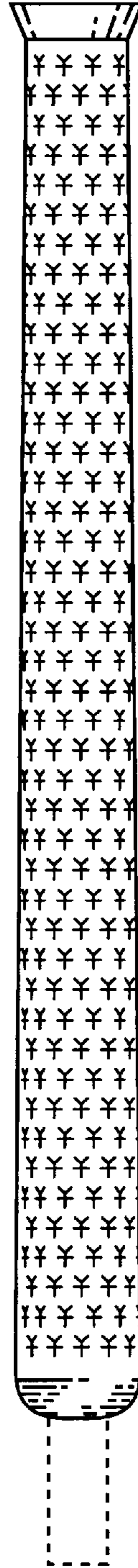
**1 Claim, 1 Drawing Sheet**



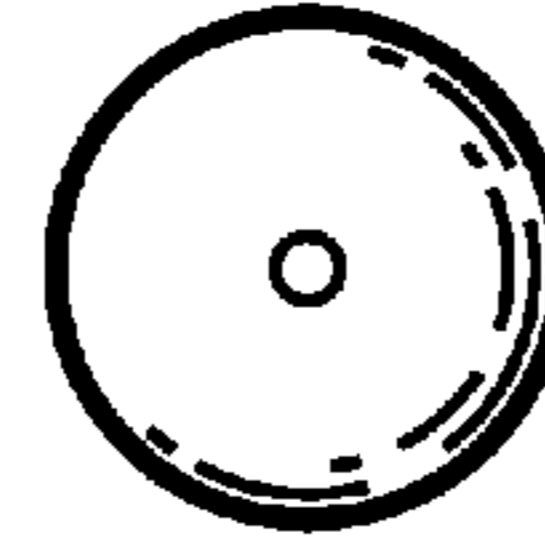
*Fig. 1*



*Fig. 2*



*Fig. 3*



*Fig. 4*

