



US00D525325S

(12) **United States Design Patent**  
**Hanna, Sr.**

(10) **Patent No.:** **US D525,325 S**  
(45) **Date of Patent:** **\*\* Jul. 18, 2006**

(54) **PAIR OF SURFACE DESIGNS FOR A SET OF BILLIARD BALLS**

(76) Inventor: **Brian J. Hanna, Sr.**, 15065 Oakhill Dr., Chino Hills, CA (US) 91709

(\*\*) Term: **14 Years**

(21) Appl. No.: **29/198,320**

(22) Filed: **Jan. 28, 2004**

(51) **LOC (8) Cl.** ..... **21-02**

(52) **U.S. Cl.** ..... **D21/714**

(58) **Field of Classification Search** ..... D21/707-714;  
473/1-53, 125, 410-413, 569-614, FOR. 129  
See application file for complete search history.

(56) **References Cited**

**U.S. PATENT DOCUMENTS**

984,463	A	*	2/1911	Beltran	.....	473/52
D61,805	S	*	1/1923	Griffiths	.....	D21/714
D79,458	S	*	9/1929	Des Rosiers	.....	D21/709
4,610,450	A	*	9/1986	Howell	.....	473/18
5,116,048	A	*	5/1992	Bilocerkowycz	et al.	.....
.....	.....	.....	.....	.....	.....	273/108.21
D341,641	S	*	11/1993	Mark et al.	.....	D21/713
5,531,646	A	*	7/1996	Boyle	.....	473/40
6,524,419	B1	*	2/2003	Dabrowski et al.	.....	156/230
6,691,759	B1	*	2/2004	Dabrowski et al.	.....	156/540

**OTHER PUBLICATIONS**

Hong Kong Toys, vol. 1, 1993, p. 184: numbered billiard type balls in rows 2-4 on upper right.\*  
Regent(r) 1994 Catalog, p. 26: items 83208.\*  
Hong Kong Toys Jan. 1998, 1) p. 1005: toys with shark motif in upper left corner of page; 2) p. 1789: ball in lower le corner of set No. 11271.\*

\* cited by examiner

*Primary Examiner*—Catherine Tuttle

(74) *Attorney, Agent, or Firm*—Walter A. Hackler

(57) **CLAIM**

The ornamental design for a pair of surface designs for a set of billiard balls, as shown and described.

**DESCRIPTION**



FIG. 1 is a front view showing the solid-color member of my new design for a pair of surface designs for a set of billiard balls, the broken lines showing the numeral within the number spot are for illustrative purposes only and form no part of the claimed design;

FIG. 2 is a right side view of FIG. 1;


FIG. 3 is a front perspective view of the striped member of my design, the broken line showing the numeral within the number spot being for illustrative purposes only and forming no part of the claimed design; and,

FIG. 4 is a left side view of FIG. 3.

**1 Claim, 2 Drawing Sheets**




*Fig. 1*



*Fig. 2*



*Fig. 3*



*Fig. 4*

