

US00D525323S

(12) **United States Design Patent**
Dwars

(10) **Patent No.:** **US D525,323 S**

(45) **Date of Patent:** **** Jul. 18, 2006**

(54) **WEIGHT LIFTING STRAP**

(76) **Inventor:** **Rex Ronald Dwars**, 1513 Hidden
Hollow La. NW., Cedar Rapids, IA
(US) 52405

(**) **Term:** **14 Years**

(21) **Appl. No.:** **29/162,801**

(22) **Filed:** **Aug. 7, 2002**

(51) **LOC (8) Cl.** **21-02**

(52) **U.S. Cl.** **D21/662**

(58) **Field of Classification Search** D21/662;
482/93, 105, 106, 108, 139; 602/36; 2/161.1
See application file for complete search history.

(56) **References Cited**

U.S. PATENT DOCUMENTS

4,936,571 A * 6/1990 Buhr 482/105
5,324,244 A * 6/1994 Miller et al. 482/106

D373,803 S * 9/1996 Winans D21/684
5,557,806 A * 9/1996 Caswell et al. 2/161.1
5,745,920 A * 5/1998 Olivier 2/170
5,746,685 A * 5/1998 Glaser 482/93
5,888,180 A * 3/1999 Dewberry 482/139
6,168,556 B1 * 1/2001 Saavedra 482/93
D459,772 S * 7/2002 Meldeau D21/662

* cited by examiner

Primary Examiner—Philip S. Hyder

(57) **CLAIM**

The ornamental design for a weight lifting strap, as shown and described.

DESCRIPTION

FIG. 1 is a front perspective view showing my new design; FIG. 2 is a first side elevational view of FIG. 1, the other side being a mirror image thereof; and, FIG. 3 is a bottom perspective view thereof.

1 Claim, 2 Drawing Sheets

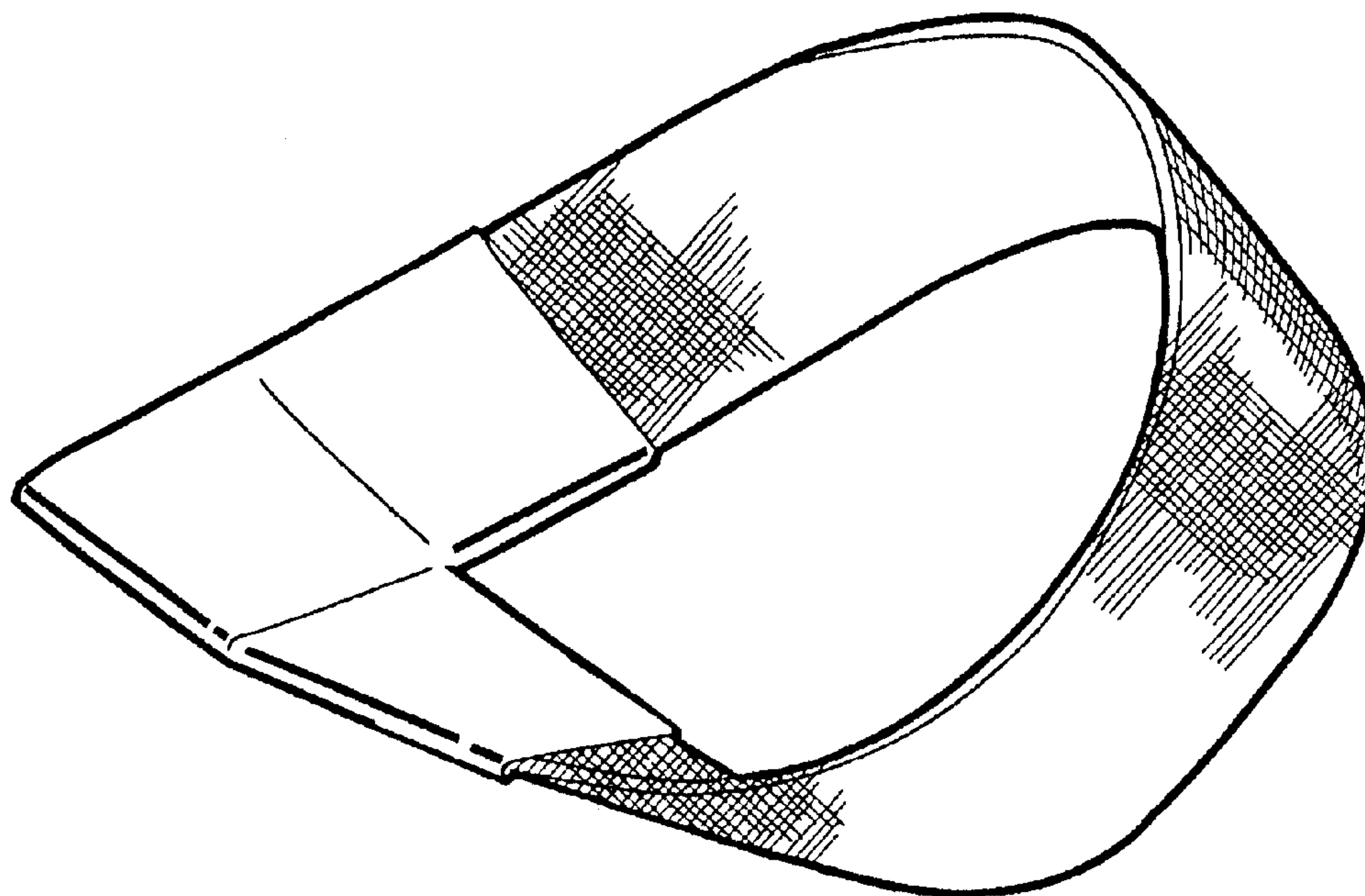


Fig. 1

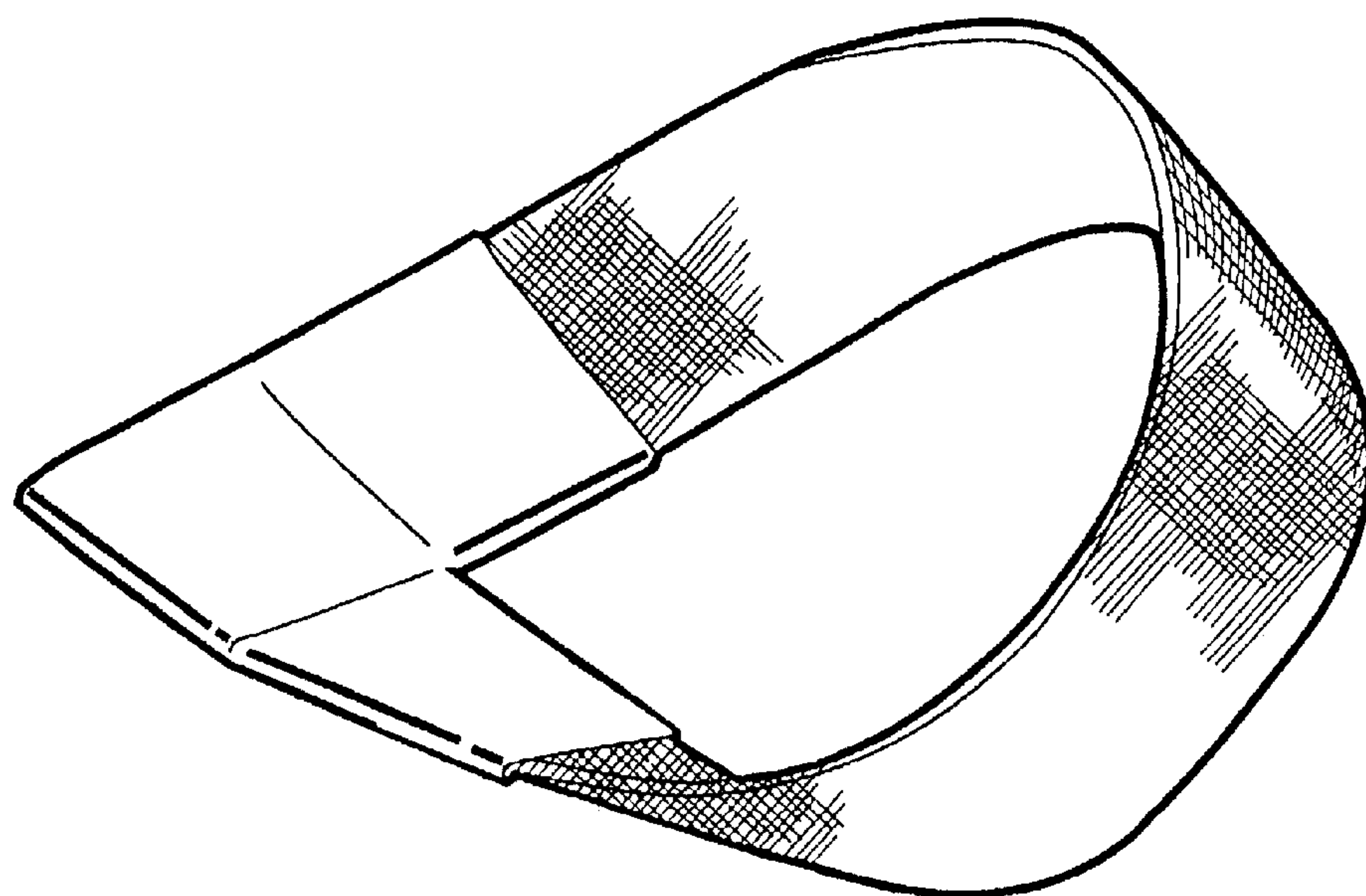


Fig. 2

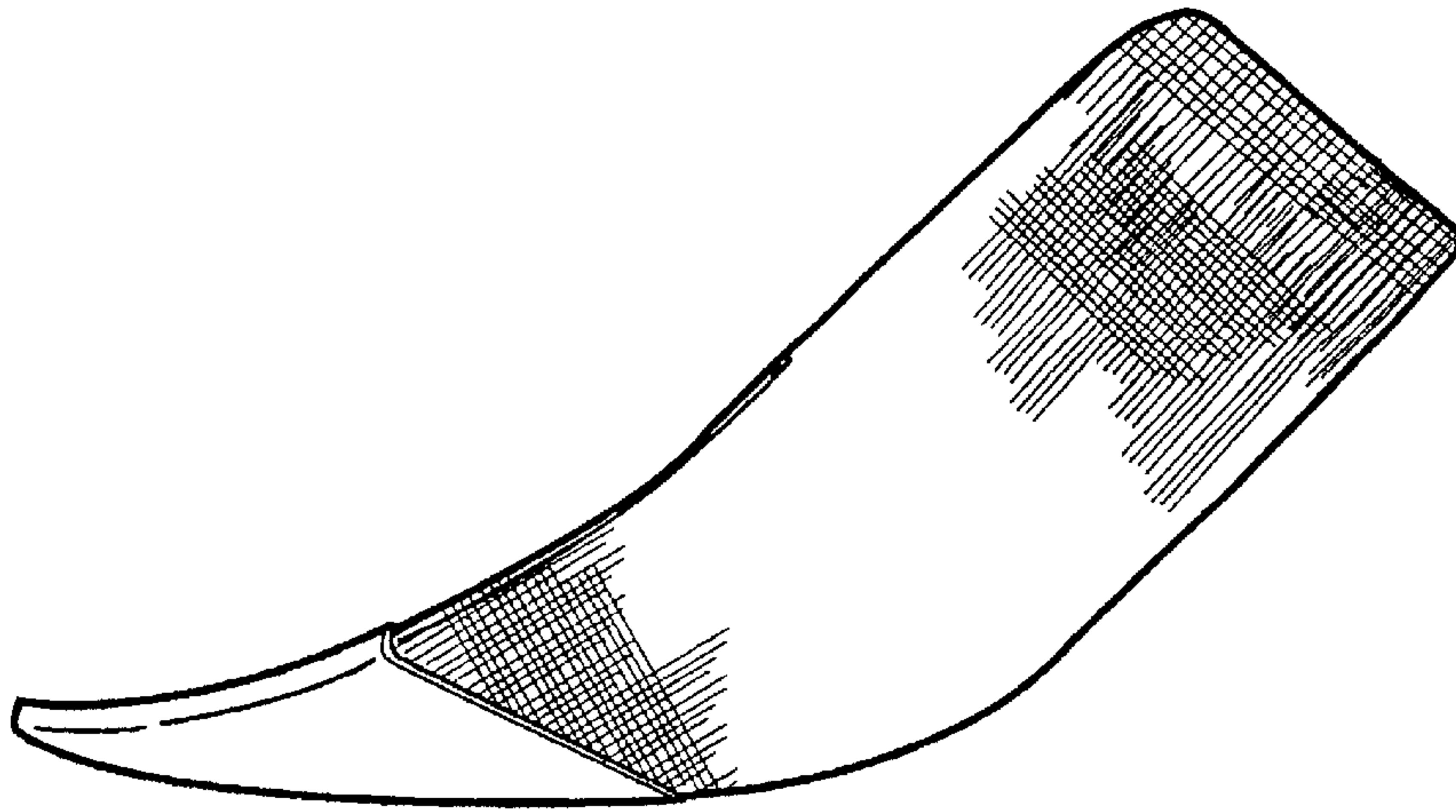


Fig. 3

