



US00D525319S

(12) **United States Design Patent** (10) **Patent No.:** **US D525,319 S**
Greenwald (45) **Date of Patent:** **** Jul. 18, 2006**

(54) **NOVELTY NOISEMAKER INCORPORATING INFLATED STICK WITH STIFFENED FLAG**

(75) Inventor: **Robert E. Greenwald**, Coon Rapids, MN (US)

(73) Assignee: **Anagram International, Inc.**, Minneapolis, IN (US)

(**) Term: **14 Years**

(21) Appl. No.: **29/238,252**

(22) Filed: **Sep. 13, 2005**

(51) **LOC (8) Cl.** **21-01**

(52) **U.S. Cl.** **D21/405; D21/440; D11/166; D20/41**

(58) **Field of Classification Search** **D21/400, D21/405, 406, 439, 440, 699, 706, 791, 793, D21/801, 803, 804, 808; D10/109; D11/165-181; D20/10, 12, 16, 19, 29, 37, 41, 99; 446/220-226, 446/418-421, 486, 487, 491; 40/586; 116/173, 116/306, 307; 84/402, 404, DIG. 12**

See application file for complete search history.

(56) **References Cited**

U.S. PATENT DOCUMENTS

2,601,088 A	6/1952	Burgess	
3,081,734 A *	3/1963	Spahl	116/173
3,149,352 A *	9/1964	Christiansen	441/11
3,610,152 A	10/1971	Kaneko	
4,375,134 A *	3/1983	Sheetz	40/591
4,416,212 A	11/1983	Howard	
4,475,476 A	10/1984	Howard	
4,601,255 A *	7/1986	Marcotti	116/173
4,976,651 A	12/1990	Frank	
5,024,551 A	6/1991	Hinterholzer	

5,207,174 A	5/1993	Fabbrini
5,740,756 A	4/1998	Ord
D399,446 S	10/1998	Stillwell
5,893,786 A	4/1999	Stevens
D430,230 S	8/2000	Hwang
6,146,236 A	11/2000	Kay
6,176,642 B1	1/2001	Hinterholzer
6,699,095 B1	3/2004	Epstein
2002/0134297 A1	9/2002	Moye

OTHER PUBLICATIONS

Leisure Pro—Diver's Emporium 2001 Catalog, p. 172: Inflatable Dive Flag/Float.

Spirit Line 2003/2004 Catalog, p. 39: Item Nos. STD-WIS-WHI and STD-THS.

* cited by examiner

Primary Examiner—Catherine Tuttle

(74) *Attorney, Agent, or Firm*—Gerald E. Helget; Nelson R. Capes; Briggs and Morgan, P.A.

(57) **CLAIM**

The ornamental design for a novelty noisemaker incorporating inflated stick with stiffened flag, as shown and described.

DESCRIPTION

FIG. 1 is a front elevational view showing my new design for a novelty noisemaker incorporating inflated stick with stiffened flag, which is a mirror image of the rear elevational view;


FIG. 2 is a right side elevational view;

FIG. 3 is a left side elevational view;

FIG. 4 is a bottom plan view; and,

FIG. 5 is a top plan view.

1 Claim, 1 Drawing Sheet






Fig. 1.




Fig. 2.



Fig. 3.




Fig. 4.




Fig. 5.