



US00D525316S

(12) **United States Design Patent**
De Palma

(10) **Patent No.:** **US D525,316 S**

(45) **Date of Patent:** **** Jul. 18, 2006**

(54) **SHAPED TOP BOX FOR GAMING MACHINES**

(75) Inventor: **Michael S. De Palma**, Reno, NV (US)

(73) Assignee: **Bally Gaming International, Inc.**, Las Vegas, NV (US)

(**) Term: **14 Years**

(21) Appl. No.: **29/214,366**

(22) Filed: **Sep. 30, 2004**

(51) **LOC (8) Cl.** **21-01**

(52) **U.S. Cl.** **D21/385; D21/369**

(58) **Field of Classification Search** D21/325,
D21/329, 369-371, 374, 385; 273/138.1;
463/16-17, 20, 25, 42, 46-47

See application file for complete search history.

(56) **References Cited**

U.S. PATENT DOCUMENTS

5,813,914	A	*	9/1998	McKay et al.	463/46
D404,436	S	*	1/1999	McGahn et al.	D21/370
D412,347	S	*	7/1999	DeSimone et al.	D21/370
D450,096	S	*	11/2001	Legras et al.	D21/385

6,923,718	B1	*	8/2005	Brossard	463/16
2004/0137979	A1	*	7/2004	Rose	463/16
2004/0192433	A1	*	9/2004	Johnson	463/20
2004/0192436	A1	*	9/2004	Seelig et al.	463/25
2004/0229674	A1	*	11/2004	Thomas	463/16
2004/0235556	A1	*	11/2004	Flemming et al.	463/20
2005/0009595	A1	*	1/2005	Boyd et al.	463/16
2005/0014547	A1	*	1/2005	Gomez et al.	463/16

* cited by examiner

Primary Examiner—Sandra L. Morris

(74) *Attorney, Agent, or Firm*—Russ F. Marsden

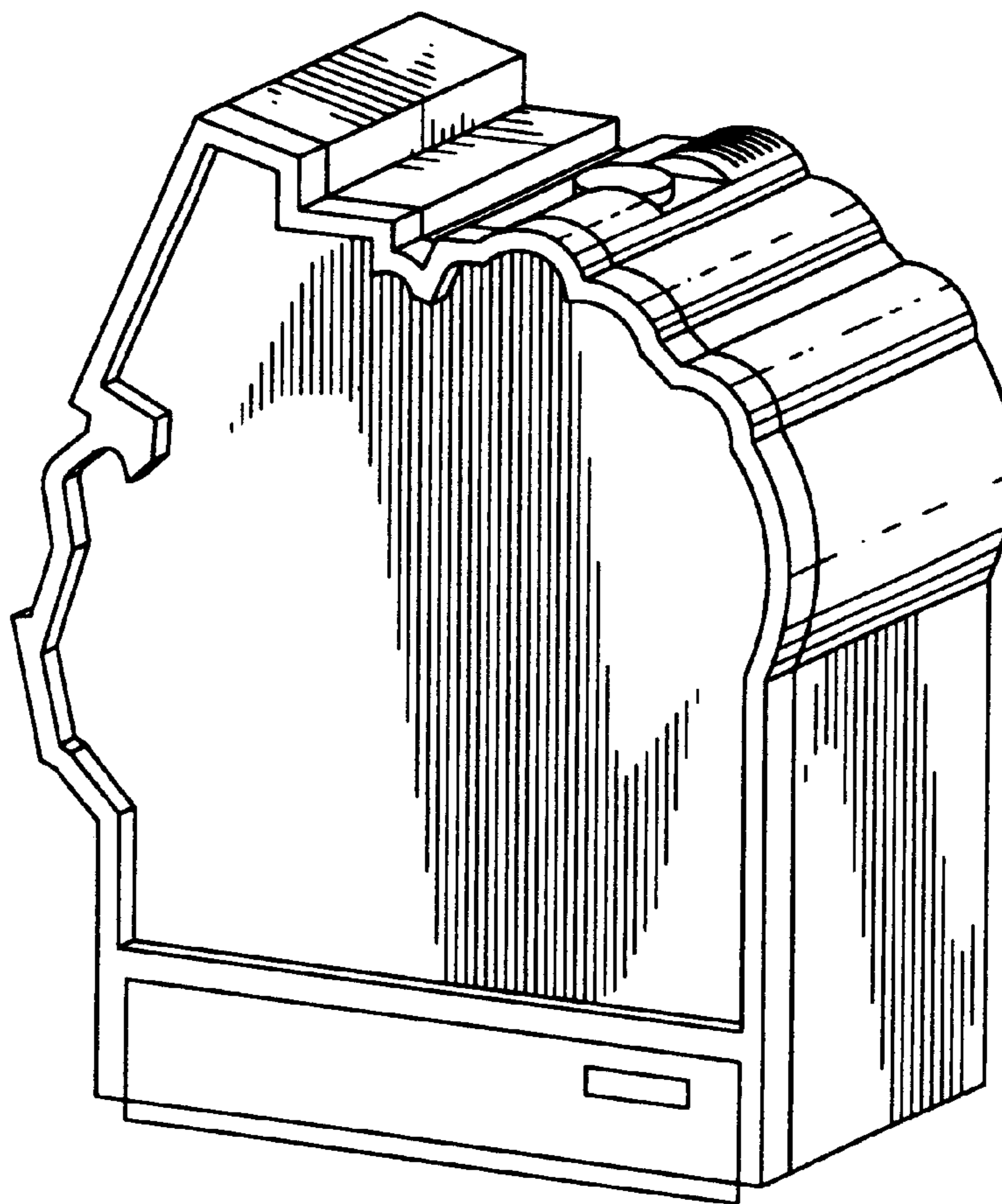
(57) **CLAIM**

The ornamental design for a shaped top box for gaming machines, as shown and described.

DESCRIPTION

FIG. 1 is a front elevational view of a shaped top box for gaming machines, showing my new design;
FIG. 2 is a top plan view thereof;
FIG. 3 is a left side elevational view thereof;
FIG. 4 is a right side elevational view thereof; and,
FIG. 5 is a perspective view thereof.

1 Claim, 2 Drawing Sheets



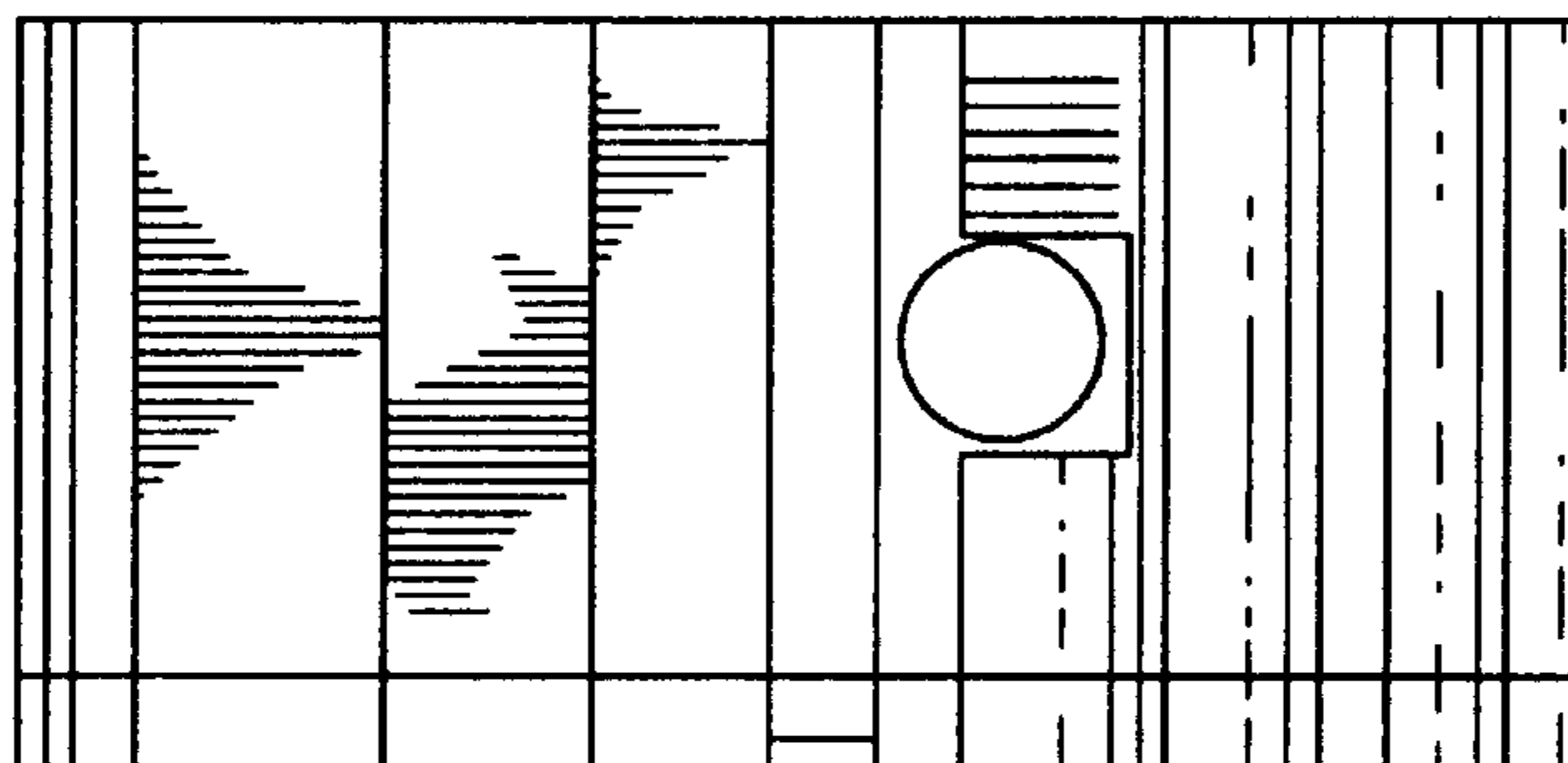


FIG. 2

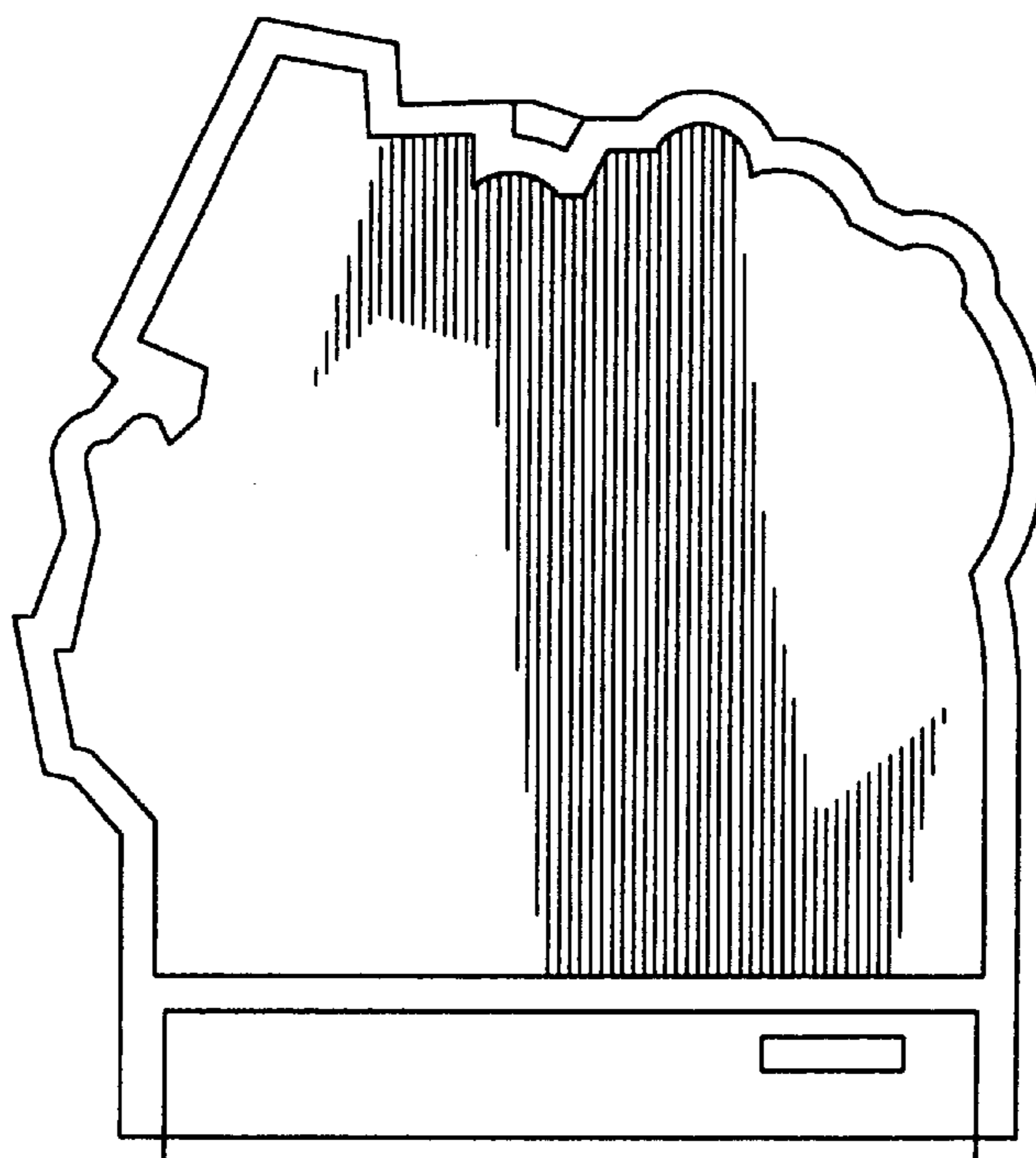


FIG. 1

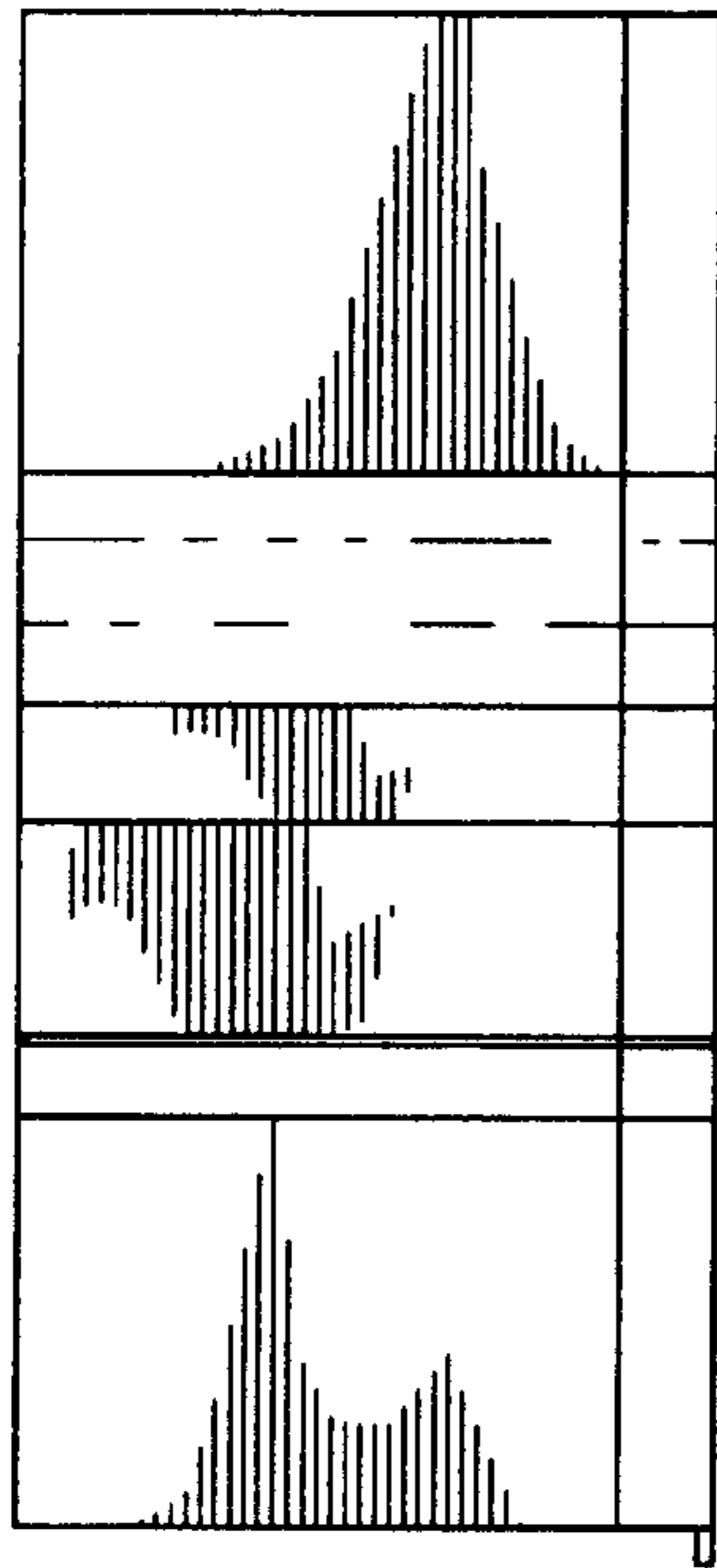


FIG. 3

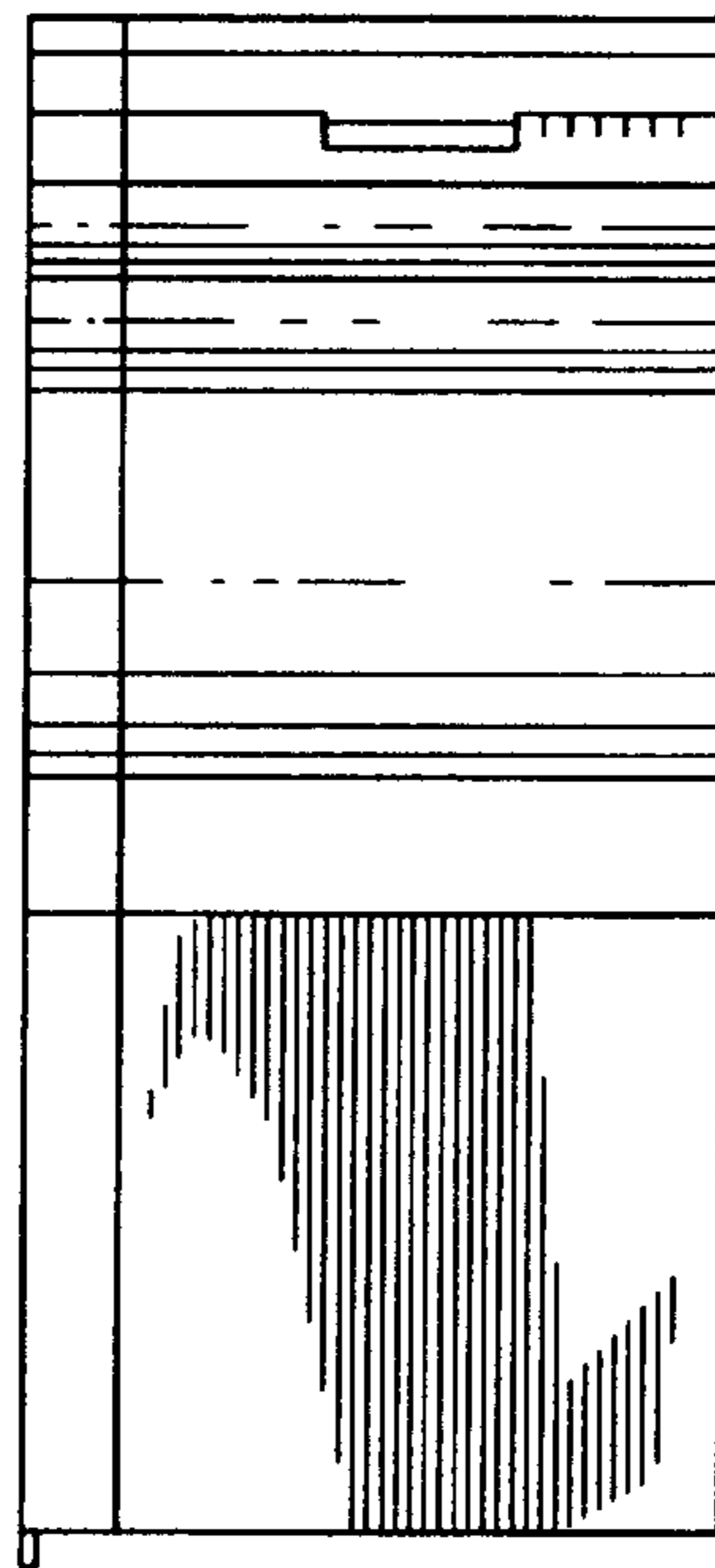


FIG. 4

FIG. 5

