

US00D525313S

(12) **United States Design Patent**  
**Dattl et al.**

(10) **Patent No.:** **US D525,313 S**  
(45) **Date of Patent:** **\*\* Jul. 18, 2006**

(54) **GAMING STATION, IN PARTICULAR FOR A PINBALL GAME**

(75) Inventors: **Siegfried Dattl**, Ansfelden (AT);  
**Thomas Dieplinger**, Leonding (AT);  
**Wolfgang Krenn**, Linz (AT)

(73) Assignee: **TAB-Austria Industrie- und Unterhaltungselektronik GmbH & Co. KG**, Ansfelden (AT)

(\*\*) Term: **14 Years**

(21) Appl. No.: **29/193,601**

(22) Filed: **Nov. 12, 2003**

(30) **Foreign Application Priority Data**

May 20, 2003 (EM) ..... 22959

(51) **LOC (8) Cl.** ..... **21-01**

(52) **U.S. Cl.** ..... **D21/325; D21/329**

(58) **Field of Classification Search** ..... D21/312-314,  
D21/322-325, 329, 369; 273/108, 108.1,  
273/118 R, 121 A, 122 A, 199 A, 237, 241,  
273/287, 460, 461; 463/1, 6, 30, 31, 32, 46,  
463/49

See application file for complete search history.

(56) **References Cited**

**U.S. PATENT DOCUMENTS**

D87,748 S \* 9/1932 Horwitz ..... D21/323

D97,321 S \* 10/1935 Breitenstein ..... D21/323  
D237,286 S \* 10/1975 Miller ..... D21/325  
4,002,338 A \* 1/1977 Gamber ..... 273/122 A  
D259,350 S \* 5/1981 Stulik et al. .... D21/322  
4,323,241 A \* 4/1982 Deutsch ..... 273/121 A  
D264,855 S \* 6/1982 Ohkado ..... D21/323  
5,145,182 A \* 9/1992 Swift et al. .... 273/238  
D337,790 S \* 7/1993 Gottlieb et al. .... D21/323  
5,324,034 A \* 6/1994 Gottlieb ..... 273/121 R  
6,641,136 B1 \* 11/2003 Huang ..... 273/121 R

\* cited by examiner

*Primary Examiner*—Prabhakar Deshmukh  
(74) *Attorney, Agent, or Firm*—Laurence A. Greenberg;  
Werner H. Stemer; Ralph E. Locher

(57) **CLAIM**

The ornamental design for a gaming station, in particular for a pinball game, as shown and described.

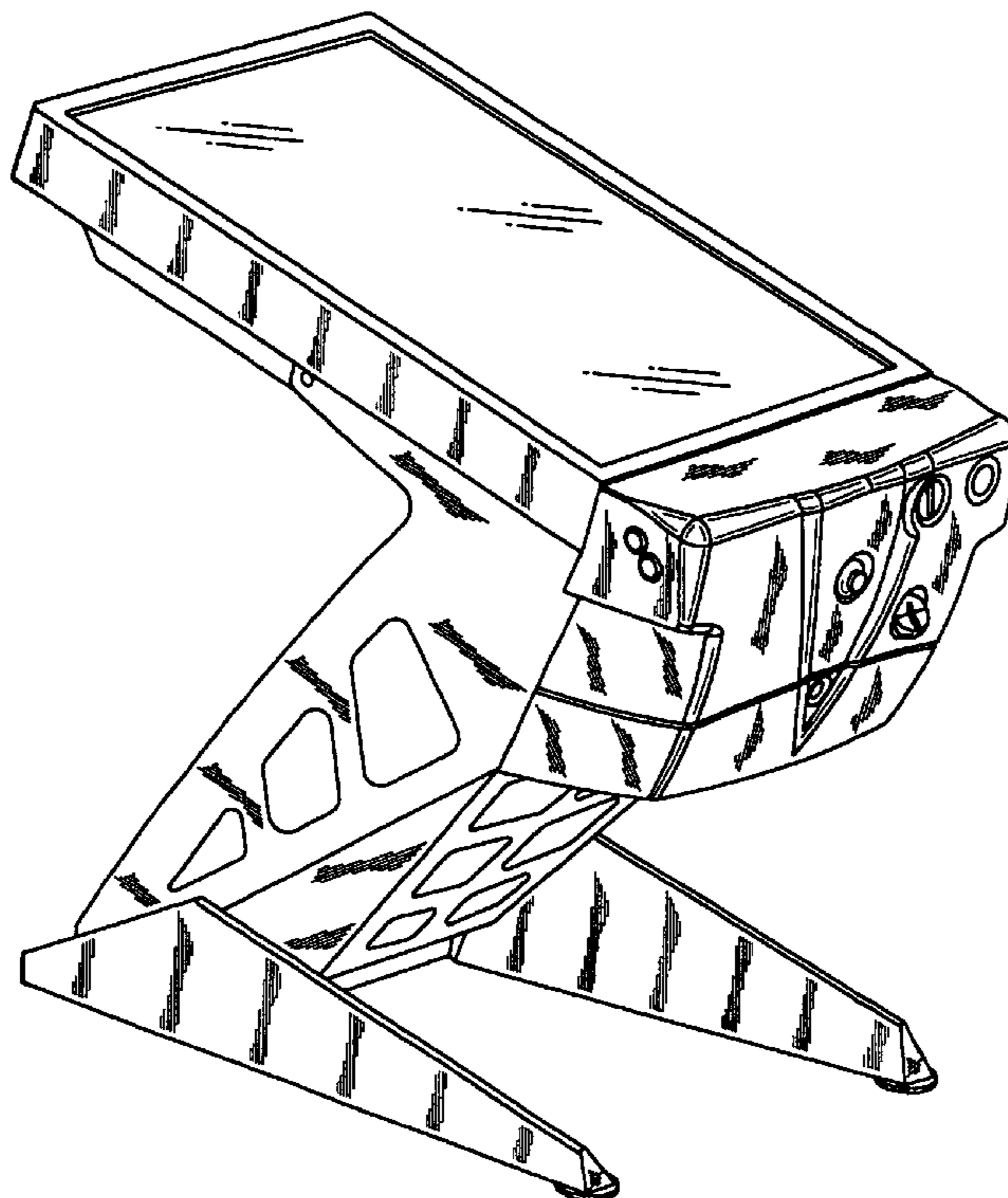
**DESCRIPTION**

FIG. 1 is a top, front and left side perspective view of a gaming station, in particular for a pinball game showing our new design;

FIG. 2 is a left side perspective view thereof; and,

FIG. 3 is a front perspective view thereof.

**1 Claim, 3 Drawing Sheets**






FIG. 1




FIG. 2

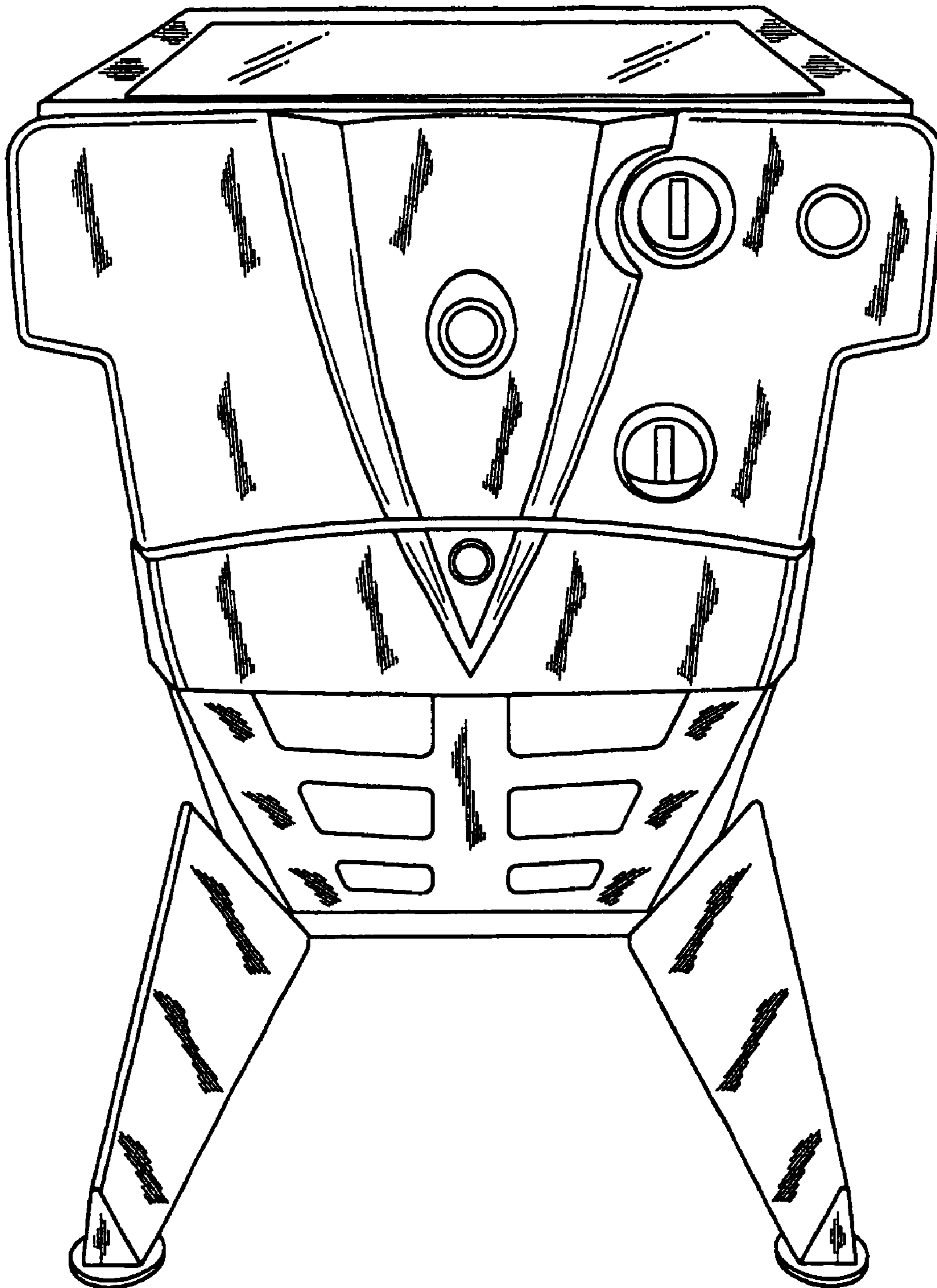


FIG. 3